

ROBOTICS • MICROCONTROLLERS • COMPUTER CONTROL • CIRCUITS

# Nuts & Volts

EVERYTHING FOR  
ELECTRONICS!

March 2001  
Vol. 22 No.3

Telephone Wiring Demystified

Build Your Own  
Voice Recognition Alarm System

Mini MIDI Monitor

Cyber-Street Survival:  
Email "Without A Trace"

OOPICs Get The Message

The Computers Of The Future



Move over Techno,  
there's a new dog  
in town ...

U.S. \$4.50 CANADA \$6.50



[www.nutsvolts.com](http://www.nutsvolts.com)



# PROFESSIONAL DISK DUPLICATION

## CLONE, TEST OR REPAIR ANY HARD DRIVE

**\$995!**



- SUPPORTS IDE, SCSI, SCA & NOTEBOOK DRIVES
- COPIES AND SERVICES HARD DRIVES
- PRINTS TEST REPORTS ON YOUR PRINTER
- DATA RECOVERY MODE BUILT-IN

Copy entire hard drives with this pro service station. Set up any SCSI or IDE drive with your original software. Attach a blank drive and press start. Make copies quickly and easily.

Use the built-in drive service system to make used drives run like new! Eliminate defective sectors, and restore hard drives to error-free condition with the factory re-mapping system. Test hard drives for top reliability using the built-in test feature. Print analysis reports on any standard parallel printer. Get the technology used by drive repair services. Call today!

## 25GB MP3 PLAYER

**\$395!**  
after mail-in rebate



- PLAYS OVER 10,000 SONGS FROM HARD DISK!
- PLAYS STANDARD AUDIO AND MP3 CDs AND CD-R
- DOWNLOADS MP3 FROM CD-R TO HARD DRIVE
- POWER AMPLIFIER DRIVES SPEAKERS DIRECTLY

MP3 is here! Get high performance digital sound and store over 15,000 songs on hard disk. Download over 300 songs from a single CD!

Grab new music from the net. Use your PC to create custom MP3 CDs with just the songs you like. Load them to the internal hard drive for realistic, 3-D theater sound. Patented digital signal processing gives you crystal clear sound. No PC connection is required. Connect any stereo system, or directly power external speakers. Get digital sound and room-filling bass.

The hard drive organizes your music in folders. ID-3 tags display the title, album, and artist on a large LCD. Use the jukebox feature for an entire evening of great music. Play songs randomly or in sequence from the internal hard drive. Unlike CD changers, the A/V certified 25 GB hard drive won't wear out, even under continuous use. Call now and try your MP3 player tomorrow!



### CORPORATE SYSTEMS CENTER

3310 WOODWARD AVE. • SANTA CLARA, CA 95054

WWW.DUPEIT.COM

**408 330-5524**

Over 80% of the Fortune 500 depend on CSC products. Shouldn't you? Call today. Most orders ship within 24 hours! Call now for more information and a free price comparison guide. Quantity discounts are available for dealers and system builders. Copyright laws must be observed when duplicating CDs and hard drives. © 2000 CSC.

## COPY ANY CD NOW NO PC REQUIRED

**from \$995!**



- MULTI-FORMAT DUPLICATION - FAST AND EASY!
- DUAL 8X DRIVES MAKE TWO COPIES AT ONCE
- INTERNAL 25GB HARD DRIVE STORES IMAGES
- PRO AUDIO MODEL HAS SP/DIFF AND ANALOG I/O

Instantly copy music and CD-ROM compact discs. Make backup copies of your favorite music and software on rugged, permanent CDs. Produce discs quickly and economically. Make custom audio CDs with just the songs you like.

Use our dual drive units to copy two CDs simultaneously, or choose the Pro Audio model to make crystal clear music CDs from any analog or digital source. Dupe-It copiers are totally self-contained. No additional software or hardware is required. Call today for more information!

## MULTI DRIVE IDE DUPLICATORS

**from \$495!**



- COPIES EVERYTHING, PARTITIONS, O/S, THE WORKS!
- BOTH STANDARD AND ULTRA, FOUR AND SEVEN DRIVE MODELS ARE AVAILABLE NOW!
- THE ULTIMATE HIGH SPEED PRODUCTION TOOL FOR SYSTEM BUILDERS AND CORPORATE MIS

Copy entire hard drives with ease. Multi-drive duplicators are an essential tool for dealers and system builders. Why spend hours installing and formatting drives when you can dupe them instantly? Work like the pros. Get your own multi-drive, stand-alone duplicators today. CSC offers a complete line of four and seven drive copiers in both standard and ultra versions. Ultra models transfer data faster than any hard drive! Rates of over 1GB per minute are supported.

Set up any IDE drive with all your original software. Attach blank target drives, and press "start". It's that easy! You can duplicate four drives in less time than it takes to copy one on a fast PC! Your duplicate drives will be identical, bit-for-bit perfect copies, with all the files, partitions, and information on the original drive. Building systems is tough enough. Why spend hours installing software? Save time. Save money. Call today and let us Fed-X your duplicator for a risk-free evaluation!



# HSC Electronic Supply

Serving  
Silicon Valley  
since 1964!

...brings you a potpourri of high-tech goodies for the techno-tinkerer!  
For thirty years we have been your source for Silicon Valley exotica!

## Network Print Servers

- ◆ Milan 'Fastport' Model 3100
- ◆ 10BaseT, 10Base2 & AUI
- ◆ Serial and parallel ports
- ◆ Includes power supply and IEC cord



HSC# 18387 \$45.00

- ◆ Milan 'Fastport' Model 3100CX
- ◆ 10BaseT Ethernet network print server
- ◆ Serial and parallel ports
- ◆ Includes power supply and IEC cord



HSC# 18386 \$42.50

## 56K PCMCIA MODEM!

- ◆ 3Com/US Robotics Model MDM-XJ1560J
- ◆ 56K, V.90 PCMCIA type
- ◆ Built-in XJACK for direct phone line conn.
- ◆ New, in jewel case w/cable
- ◆ 90-day warranty
- ◆ Drivers available at:  
<http://www.mhz.com/support/drivers.cfm?model=XJ1560>



HSC# 80559 \$39.95

## Browser Mouse!

- ◆ Wheel-type browsing mouse
- ◆ 3-button PS/2 interface
- ◆ Fully programmable
- ◆ Wheel also functions as a button
- ◆ New, 90-day warranty



HSC#80555 \$4.95

## Tiny Color Camera!

- ◆ Camera-On-A-Board, measures 1.87" x 1.3" x 1" (thick)
- ◆ Glass micro-lens element, not pinhole
- ◆ Std. NTSC composite video output
- ◆ 350 lines horiz. res., 7 lux sens.
- ◆ 4 - 5 VDC, only 150 mA! 3-AAA batteries would power it for over six hours!
- ◆ New, in OEM pkg (no box), 90-day warranty



HSC#18209 \$59.95

## 486DX4 Motherboard!

- ◆ For 486SX/DX/DX2 and DX4 CPUs
- ◆ 128KB ram on board, expandable to 512KB
- ◆ Three PCI bus slots, supports 3 master/slave
- ◆ Four ISA slots, std. AT power conn.
- ◆ DIN kybd conn, 4-72-pin SIMM skts
- ◆ On-board IDE controller & conn
- ◆ Manual, driver diskette incl.



HSC#18529 \$19.95

## SCSI Drive Cases

Just in...two new styles of SCSI drive case. Perfect for those RAID systems, server backup, or other mass storage systems! Both feature: Power and drive status LEDs, front panel off/on switch, SCSI ID switch, fan-cooled switching power supply. Attractive beige color, curved front panels. Rear panel is punched for SCSI-1 (ICN-50) daisy-chain connectors, internal SCSI cable not included. Brand new in box, 90-day warranty

- ◆ Two-bay case
- ◆ RCA Jacks/ Sound Cable incl.
- ◆ Measures 6.3" x 7.0" x 11.25"
- ◆ 80-watt power supply



HSC# 18267 \$39.95

- ◆ Four-bay case (similar styling to two-bay case above), no sound cable
- ◆ Measures 10.3" x 7.125" x 14.3"
- ◆ 200-watt power supply

HSC#18268 \$49.95

## ...and two more cases!

- ◆ 3.5" compact SCSI cabinet
- ◆ Ideal for 1" high SCSI drives
- ◆ Built-in fan-cooled power supply
- ◆ Two 50-pin Centronics daisy-chain connectors & SCSI switch on rear panel
- ◆ New, with IEC power cord, 90 day warranty

HSC# 80545 \$9.95

- ◆ CD-ROM drive tower case, made for Compaq Computer Systems
- ◆ Can handle 7 5/25" SCSI-II/III CD-ROM drives
- ◆ Includes 200W power supply, slides for drives
- ◆ Removable front and side panels
- ◆ Solid, heavy gauge construction

- ◆ Seven-position daisy-chain ribbon cable included
- ◆ New, 90-day warranty

HSC# 80544 \$89.00

## Disk Drive Deals!

- ◆ Seagate ST31722A 1.7 GB hard drive
- ◆ Great for back-up, add-on or small dedicated systems
- ◆ IDE 40-pin connector
- ◆ Used, tested good
- ◆ Standard 1" high 3.5" form-factor
- ◆ 90-day HSC warranty

HSC# 18502 \$32.50

- ◆ Seagate ST32171N "Barracuda Ultra-SCSI"
- ◆ 3.5" 2.16 GB hard disk drive
- ◆ 7200 RPM, 9.4 ms access time
- ◆ Packaged for Motorola product
- ◆ Brand new, with slide brackets
- ◆ OEM (Motorola) box, 90-day warranty

HSC# 18388 \$39.95

- ◆ Seagate ST15150N 4.3 GB "Barracuda"
- ◆ 7,200 RPM, 8.0/9.0 ms avg. seek time
- ◆ 21 Hds, 11 Disks, 3,711 Cyl.
- ◆ Standard 50-pin SCSI
- ◆ Half-height size (1.5" tall)
- ◆ Refurbs, 90-day warranty

HSC# 18412 \$59.95

## USB Video Camera!

- ◆ NetView PC camera w/high-speed USB interface
- ◆ Up to 30 fps for real-time video
- ◆ 350,000 pixel, 1/3 inch color CMOS
- ◆ Auto white balance & color correction
- ◆ Retail boxed, with CD
- ◆ New, 90-day warranty



HSC#80554 \$37.50

## Tablet PC!

- ◆ 486DX4-100 MHz CPU w/monochrome LCD display
- ◆ 640KB + 7168KB extended ram
- ◆ 341MB hard drive (bootable)
- ◆ Serial/Parallel/Keyboard (PS/2) ports, stylus included
- ◆ Includes battery charger, carrying case and charger



HSC#80560 \$99.00!

## 74 Min/650MB CDRs!


- ◆ Ultra high quality writeable CDs by Ricoh
- ◆ 74 minute, 650MB storage, 8X write class
- ◆ 10-piece retail pack
- ◆ Media in paper sleeves
- ◆ New, 90-day warranty



HSC#80552 \$3.95/10 pk!

## Rack-mount Chassis!

- ◆ Rugged construction for heavy duty server use
- ◆ Supports all standard ATX motherboards
- ◆ Industry standard 4U height
- ◆ 250W standard/350W surge high output supply
- ◆ Filtered cooling system, locking front panel
- ◆ Can mount up to ten drives
- ◆ Folding front handles, mounting ears & accessories
- ◆ Brand new, boxed with 90-day warranty
- ◆ Available in black or cream textured finish




HSC# 80540 Black \$195.00

HSC# 80541 Cream \$195.00

## Do-It-Yourself Server Chassis!

- ◆ Standard 19" rack enclosure for 20-slot backplane
- ◆ 6.75"H x 24.25"D, heavy duty panels
- ◆ Brackets for 3.5" & 5.25" drives, power supply
- ◆ Front mounted 5-pin DIN with cable for keyboard
- ◆ Cabinet can be modified to accept AT-style motherboard (power extender cables included, some drilling required, no returns when drilled!)
- ◆ Hardware pack and IEC socket kit included
- ◆ Brand new, high-quality construction
- ◆ Includes 150W AT power supply!
- ◆ Inquire about higher wattage or ATX power supplies



HSC#18396 Now - Lower Price! \$59.00

## Headset for Gamers!

- ◆ Unique stereo headset has built-in mouse control!
- ◆ Keep your hands on the trigger buttons!
- ◆ "UR Gear" 3-dimensional "joystick" control
- ◆ Integrated stereo headphones, built-in microphone
- ◆ Even includes voice-recognition software!
- ◆ DOS, Win 3.1, Win 95 compatible, DirectX compliant
- ◆ Easy to install & use, full step-by-step manual
- ◆ 3-D position sense & movement detection
- ◆ 4-button hand control as well as voice command!
- ◆ Infrared pickup installs on monitor, parallel interface
- ◆ HSC 90-day warranty



HSC#18476 \$49.95

## Soft-Touch Keyboard!

- ◆ 'Windows 98' keyboard
- ◆ Large 'Enter', 'Spacebar' and 'Backspace' keys
- ◆ Four extra color-coded keys for:  
- Soft Power On - 'Sleep' mode - Wake Up - Function -
- ◆ New, 90-day warranty



HSC#80551 \$12.50

## Removable HD Rack!

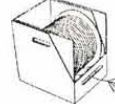
- ◆ Takes all standard 3.5" IDE drives, very high quality
- ◆ Also takes UDMA/100, /66 and /33 devices.
- ◆ Mounts in 5.25 inch bay, twin cooling fans
- ◆ Includes dustcover and keylock (2 keys incl.)
- ◆ New, retail boxed, 90-day warranty



HSC#80553 \$14.95

## Cat5 Cable

- ◆ 350+ Enhanced Cat5e 100MHz Horiz. cable
- ◆ Four pair, #24 AWG solid
- ◆ UL/CSA TIA/EIA 561A
- ◆ Exceeds proposed 1 GHz standards
- ◆ Available in White, Blue and Grey



HSC#5E8XX1001 \$59.95/1000'

## 21st Century Keyboards!

Are you still typing on a keyboard that was developed in the 70's? Try one of these modern computer keyboards and you will never go back to the old days!

- ◆ Samsung SEM-MA2 124-Key Internet Keyboard
- ◆ USB connector, ergo wrist-rest included
- ◆ 20 specialized keys let you navigate the web, start programs, control your CD, much more more!!
- ◆ New, 90-day warranty



HSC#18630 \$14.95

- ◆ Samsung Zoom 109-Key Ergo Keyboard
- ◆ PS/2 (Mini-DIN) connector
- ◆ Wristpad helps prevent wrist injuries, increases typing speed with special ergonomic design
- ◆ New, 90-day warranty



HSC#18631 \$14.95

**HALTED**  
specialties co.

**HSC**

**Electronic Supply**

Toll Free (Orders Only) 1-800-4 HALTED  
Internet World Wide Web:  
3500 Ryder St., Santa Clara, CA 95051  
4837 Amber Ln., Sacramento, CA 95841  
5681 Redwood Dr., Rohnert Park, CA 94928

(1-800-442-5833)  
<http://www.halted.com>

(408) 732-1573  
(916) 338-2545  
(707) 585-7344

FAX your orders to:  
(408) 732-6428



## Watch HSC's Website!

- ◆ Changes are coming to our website...stay tuned!
- ◆ Simply point your browser to <http://www.halted.com>
- ◆ We plan secure shopping, with shopping basket!
- ◆ Or, you can email your orders to [hscmail@halted.com](mailto:hscmail@halted.com)

## Weekly Web Specials!

- ◆ A new section has been added to our web page!
- ◆ Simply go to [www.halted.com](http://www.halted.com) and click the top button!
- ◆ Items from our ads, as well as non-advertised items
- ◆ Also, you can download our catalog as Adobe PDF files

Terms: Some quantities limited, all items subject to prior sale. Minimum order: \$10.00 plus shipping. Orders under \$20.00 subject to \$2.00 handling fee, in addition to shipping. All orders shipped FOB Santa Clara, CA (this means you pay freight!) by UPS Surface (no P.O. Boxes) unless otherwise specified, in which case prevailing carrier rate plus \$5.00 handling fee applies. Prepaid orders that don't include shipping charges will be shipped freight COD. There is a \$5.00 UPS charge added to shipping charges for COD shipments. If you have questions about your order, please call Customer Service at (408) 732-1854 M-F 9AM to 5PM PST.



# MPJA ONLINE

HOME PAGE ONLINE CATALOG CONTACT US SUPPORT FREE CATALOG ORDERING INFO

**Marlin P. Jones & Assoc. Inc.**  
P.O. Box 12685 Lake Park, FL 33403  
ORDER TOLL FREE 1-800-652-6733

[VIEW SHOPPING CART](#)

## LAPTOP COMPUTER CARRYING CASE

Targus Notepac Plus padded case with non skid rubber feet & nylon zippers. Features padded computer compartment, expanding file pocket, 2 CD pockets, Disk pocket holds four 3.5" floppies, pocket for 2 PC cards, Workstation section has pockets for cell phone, disks, pens, 3 section accordion file for papers.  
For computers up to 15" X 10.6" X 2.8"



WT: 3.1

12786-CP ..... TARGUS LAPTOP CARRY CASE ..... \$34.95

## INDUSTRIAL POWER SUPPLIES



60W/100/150W

**Input:** 110-240 VAC 50/60Hz  
**Specifications/Features:** Enclosed switching supplies. .5% line, 1% load reg. 1% P/P noise/Ripple. Overload & overvoltage protected. Screw terminals. UL Listed.




200W

12411-PS ..... 5VDC/12A ..... \$29.95  
12412-PS ..... 12VDC/5A ..... \$32.95  
12414-PS ..... 4VDC/2.5A ..... \$32.95  
12417-PS ..... 12VDC/8.5A ..... \$39.95  
12418-PS ..... 24VDC/4.5A ..... \$39.95

12422-PS ..... 12VDC/12.5A ..... \$44.95  
12424-PS ..... 24VDC/6.5A ..... \$44.95  
12425-PS ..... 48VDC/3.3A ..... \$44.95  
12611-PS ..... 12VDC/17A ..... \$59.95  
12613-PS ..... 24VDC/8.5A ..... \$59.95

## 12V THERMOELECTRIC COOLING MODULES



127 Couple Peltier Modules Optimized for 12VDC.

70W (~170 BTU) heat pumping possible. 8A max, 16V max, Draws 6A@ 12VDC  
L: 1-11/16" W: 1-9/16" T: .127" WT: .06  
12326-PM ..... 70W Module ..... \$17.95  
50W (~125 BTU) heat pumping possible. 5.5A max, 16V max, Draws 4.8A@ 12VDC  
L: 1-11/16" W: 1-9/16" T: .18" WT: .06  
9080-PM ..... 50W Module ..... \$14.95  
38W (~90 BTU) heat pumping possible. 3.9A max, 16V max, Draws 3A@ 12VDC  
L: 1-3/16" W: 1-3/16" T: .13" WT: .03  
12323-PM ..... 38W Module ..... \$11.95

## DIGITAL PANEL METERS



3-1/2 digit, 200.0mV DC basic input, .8" character height, DPMs with black plastic face, adj. decimal point, auto polarity, >10Mohm input imp. 2 readings/sec., 0.5% accuracy. Snap-in panel mounting. 5VDC powered. Power must be isolated from input. NOTE: THESE METERS CANNOT MONITOR THEIR OWN POWER. Built in scaling resistors for 20V & 200V ranges  
W: 3-3/8" H: 1-5/8" D: 1" O/A WT: .13

12306-ME ..... 5V LCD Meter ..... \$9.95  
12308-ME ..... 5V LED Meter ..... \$12.95

## DATA SWITCHES




Two set types available:

Computer sharing Set connects 2 printers to a computer. Includes: Heavy duty, metal cased A/B switch with DB-25 F connectors; One 6ft. DB-25M to DB-25M cable & two 6ft. DB-25M to Centronics Cables. Printer sharing Set connects 2 computers to a printer. Includes: Heavy duty, metal cased A/B switch with DB-25 F connectors; Two 6ft. DB-25M to DB-25M cables & One 6ft. DB-25M to Centronics Cable.

WT: 2.9

12692-SW ..... Two Printer Set ..... \$5.95  
12694-SW ..... Two Computer Set ..... \$5.95

## VIBRATING PAGER MOTORS




Rated 1.3VDC, 75mA running, max. WT: .007  
A: 12342-MD: 10000 RPM, 4mm dia X 16.2mm Long, 1" leads, Metal bracket with mounting tabs  
12342-MD ..... 4mm Pager Motor ..... \$2.95  
B: 12343-MD: 7500 RPM, 6mm dia. X 20.6mm long, 1" leads, Metal bracket with mounting tabs  
12343-MD ..... 6mm Pager Motor ..... \$1.95  
C: 12344-MD: 8000 RPM, 6mm dia, X 14.4mm long, PC solder tabs  
12344-MD ..... PC Pager Motor ..... \$1.95

## LCD PANEL METER



3-1/2 digit Meter with 200mV input, .5" char. Ht., Adj. decimal point, auto polarity indicator, >100M ohm input impedance, 2 samples/sec., .5% +1 digit accuracy. Requires isolated 9VDC power.  
W: 2-5/8" H: 1-3/4" D: 3/8" WT: .1  
6929-ME ..... LCD Meter ..... \$7.95  
(25+ @ \$6.40 100+ @ \$5.95)

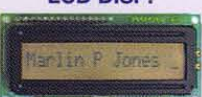
## UNIVERSAL LCD DRIVER BOARD



Serial driver board for 1 line X 8 character up to 4 line X 20 LCDs that use the Hitachi HD44780 controller IC. Provides all the "handshaking" needed by the LCD module. Board mounts to the back of LCD. Converts 110-19200 Baud serial data to parallel for the LCD. Access to LCD commands like scrolling, custom char. set etc. Works with Basic Stamp, PC Com Port & Single Board Computers with serial output port. Hole patterns allow use with LCDs with single row or 2 row pin configurations. Documentation. Note that this unit is an interface and does not provide for terminal emulation; your software should "format" the data as in any LCD driver. WT: .1

12015-OP ..... UNIVERSAL LCD DRIVER BOARD WITH FREE 1X16 LCD ..... \$19.95

## 1 LINE X 16 CHAR. LCD DISP.



Free LCD

## SONY COLOR CAMERA



Sony CCB-GL5 1/3" Color board camera. 2 board assembly with sensor/lens board that connector mounts at right angle to main board. Lens: 6.5mm. Resolution: H-320 V-350 lines. Min sensitivity: 5lux. Scanning: 525 lines; 2:1 interlace @ 30 frames/sec. 1V P/P NTSC composite video out. 9VDC @ 175ma power.  
Sensor: L: 2" W: 13/16" D: 1-1/4  
Main: L: 3-3/8" W: 2-3/16" D: 5/16  
WT: .1

12742-ST ..... Sony Camera ..... \$49.95

## 2.4VDC MINI MOTOR



Mabuchi FF-N20PN DC motor rated 1.5-3.0VDC, 2.4V nominal. 15800 RPM, 96mA (no load) @ 2.4V, 1mm dia. X 4mm shaft. Ideal hobby or toy motor.  
L: 5/8" Dia: 1/2" WT: .009

12798-MD ..... 2.4VDC Mabuchi ..... \$1.49

## 24VDC PANCAKE MOTOR



24VDC pancake motor with tach. output. Front & rear ball bearings. Draws 120mA no load, 5A stall current @ 24V, 4325 RPM, 2225RPM @ 12VDC. 1/4" X 1-1/8" steel shaft with a pinned belt drive sprocket. 7" wire leads.  
D: 4" T: 3" WT: 1.5

12771-MD ..... Pancake Motor ..... \$9.95

## 12 VDC TOOL MOTOR



Tool grade Johnson 12VDC motor with Bronze sleeve bearings. 10000+RPM, 1A, no load, @12V, 1/8" dia. X 5/16" steel shaft. .187" Quick connect terminals.  
L: 2-1/2" Dia: 1-7/16" WT: .48

12802-MD ..... 12V Tool Motor ..... \$3.95

## 12 VDC MOTOR



Johnson 12VDC motor with Bronze sleeve bearings. Used in hand vacs etc. 10000+RPM, 1A, no load, @12V, 1/8" dia. X 5/16" steel shaft. Solder terminals.  
L: 2-1/4" Dia: 1-7/16" WT: .33

12800-MD ..... 12V Johnson Motor ..... \$3.95


## 13.5V @ 20A TRANSFORMER



**Input:** 115 VAC 60Hz  
**Output:** 13.5VAC @ 20A  
6" Wire leads on Pri.  
.250 Faston on Sec.  
Magnetic & Faraday shields.  
L: 4-1/4" W: 3-1/2" H: 3-1/2" WT: .9

12788-TR ..... 20A Transformer ..... \$19.95

## DC MOTOR SPEED CONTROL KIT



Designed using the 556 dual timer IC. One timer is used as an Astable multivibrator to develop Clock pulses. The other is used as a Pulse Width Modulator to control the time power is applied to the motor. Power darlington provides output drive up to 5A @ 100V DC max. Single 9-15V DC supply or separate supply for motor requiring greater than 15V.  
L: 3-7/8" W: 2-1/4" H: 2-1/2" WT: .3

6067-KT ..... DC Speed Control ..... \$12.26

## STEP MOTOR DRIVER KIT



Drive 5,6 or 8 lead Unipolar step motors rated 6-30VDC @ 1.25A or less. Onboard 5VDC regulator provides stable power to the 555 clock IC & the UCN5804B driver IC. Features: Full, 1/2 & single step modes; Standard & Wave (higher holding torque) drive; Forward/reverse switch. On board pot controls speed. 4 LEDs show winding that is energized. Ideal for those learning about step motors. K109

L: 2-5/8" W: 1-7/8" H: 1" WT: .1

8409-KT ..... Step Motor Driver Kit ..... \$16.73

## PIR MOTION DETECTOR MODULE



PIR module with only 3 connections. Dual element designed for human body detection. 5-10VDC input power. Active high output with a pulse width of approx. .5 Sec. (remains active as long as there is motion). Detects motion up to 10ft. Add a small relay to interface to higher power loads.  
L: 1-3/8" W: 1" H: 3/4" WT: .2

7860-KT ..... PIR Module ..... \$9.95

## ULTRASONIC MOTION DETECTOR II KIT



Single board contains Xtal controlled osc., detector circuits and a pair of edge mounted Ultrasonic transducers. Detects motion from 4-7m away. Red LED motion indicator. Sensitivity control. Solder pad output to drive external relay or circuits. Uses 9V battery but 9VDC plug supply recommended. K-49  
L: 3" W: 1-9/16" H: 5/8" WT: .1

6049-KT ..... Motion Detector Kit ..... \$15.61

## P.C. RELAY BOARD KIT



This kit allows your P.C. to control lights, solenoids and other heavy loads found in the real world. Kit supplies external relay board, eight 12VDC relays (5A contacts) & software for use under DOS or Windows 3.1. 36 pin centronics female input connector from printer port, terminal strip for relay contacts & relay power. You supply a external 12VDC supply for relays) & printer port cable. K-74  
L: 8-1/2" W: 2-3/4" H: 1" WT: .3

6074-KT ..... PC Relay Board Kit ..... \$35.63

## DATA SAMPLER KITS



DB-25 extended case package plugs into computer parallel port.

8 bit A/D Sampler monitors voltage changes over time. Software allows timed sampling from mS to months. Selectable 2V or 20V ranges. Useable as a low frequency digital "scope" for signals up to 5KHz. Powered from port. Includes Windows 3.1/95 software to get started. Displays plot & data is saved as text files for import to spread sheets. Requires hard drive & VGA card to display plot.

12 Bit Analog Data Acquisition System monitors 4 digital inputs (TTL), 8 multiplexed analog inputs (0-4.096VDC). Drive external circuits with 4 TTL outputs. 'C', Visual Basic, Quick Basic routines provided along with Windows 95 software. Data can be viewed, stored or exported to Lotus or Excel. Requires external 12VDC @ < 100mA supply.

L: 2-1/4" W: 2-1/8" H: 3/4" WT: .1

8412-KT ..... 8 Bit DATA SAMPLER KIT ..... \$23.21

8418-KT ..... 12 Bit DATA ACQUISITION KIT ..... \$55.00



# Contents

## Articles

**THE COMPUTERS OF THE FUTURE** 6 Edward B. Driscoll, Jr.  
We won't be living in a world with one supercomputer controlling our lives ... we'll be living in a world where each of us will have dozens of small computers seamlessly allowing us to live our lives more comfortably.

**BUILD YOUR OWN VOICE RECOGNITION ALARM SYSTEM** 14 Dennis Shepard  
Build this universal VR alarm system which recognizes up to three separate voices and provides a full range of options for the most discriminating user.

**BUILD AN RS-232 SERIAL I/O BOARD — PART 2** 26 Ben, Phil, and John Bright  
This month, take a look at some of the logic behind the firmware presented last time, the tasks it performs, and how you can easily use the board from your PC applications.

**OOPICs GET THE MESSAGE** 43 Michael Dennis  
Utilizing OOPICs in a remote operator notification system.

**AIBO THE ROBOTIC PET — PART I** 47 Jeff Mazur  
Move over Tekno, there's a new dog in town. The AIBO ERS-210 Entertainment Robot from Sony packs a serious amount of hardware and software into a tiny package.

**TELEPHONE WIRING DEMYSTIFIED** 51 Sean Troutner  
The focus of this article is not to turn you into a service repair-person, but rather to give you the courage and confidence to wire your home for telephones as you see fit.

**MINI MIDI MONITOR — PART I** 66 Robert Lang  
If you use RS-232 or MIDI data links, this project will provide a useful addition to your toolkit which enables you to control musical synthesizers and other musical equipment from computers.

**USING VOLTAGE REFERENCE AND TEMPERATURE SENSOR ICs — PART 3** 73 Ray Marston  
Discover how to use a further selection of popular 'temperature sensor' ICs in the final installment of this series.

**MULTI-USE RADIO SERVICE SPARKS CHEERS AND FEARS** 76 Gordon West  
What exactly is the impact of the new Multi-Use Radio Service offering five prime VHF channels with absolutely no licensing requirement? Read on ...

**CYBER-STREET SURVIVAL — PART 3 "WITHOUT A TRACE"** 87 ML Shannon  
Take a close look at Email, how to make it more private, and a little bit more about spam.

## Columns

**AMATEUR ROBOTICS** 82 Robert Nansel  
New life at the Robot Ranch, Heavy Iron update, crucible furnace building, BEAM robotics techniques, Solar Engine Circuits, and an excellent AI read.

**ELECTRONICS Q & A** 30 TJ Byers  
High-power lamp chaser, high-power power supply, and reverse-powered triacs. Another round of NiCd/NiMH charging questions. Two good parts and manual search suggestions, plus a new look at our web site. Reader input on previous questions/answers, and finally, it's all happening at the zoo.

**STAMP APPLICATIONS** 18 Jon Williams  
Conversion Considerations.  
With five members of the BS2 family in circulation, it's very likely you'll want to start moving code from one BS2 Stamp to another. Learn about the speed differences between the various commands, and how to create portable code that's easy to update when you want to upgrade to a faster Stamp.

**TECHKNOWLEDGEY 2001** 10 Jeff Eckert  
Events, Advances, and News from the Electronics World.

### Classified Ad Index


10. Ham Gear For Sale .....	38	120. Components .....	57
20. Ham Gear Wanted .....	38	125. Microcontrollers .....	57
30. CB/Scanners .....	38	130. Antique Electronics .....	58
40. Music & Accessories .....	39	135. Aviation Electronics .....	58
50. Computer Hardware .....	39	140. Publications .....	58
60. Computer Software .....	39	145. Robotics .....	58
70. Computer Equip. Wanted .....	40	150. Plans/Kits/Schematics .....	59
80. Test Equipment .....	40	155. Manuals/Schem. Wanted .....	59
85. Security .....	41	160. Misc. Electronics For Sale .....	59
90. Satellite Equipment .....	42	170. Misc. Electronics Wanted .....	59
95. Military Surplus Electronics .....	56	175. BBS & Online Services .....	60
100. Audio/Video/Laser .....	56	180. Education .....	60
110. Cable TV .....	56	190. Business Opportunities .....	60
115. Telephone/Fax .....	57	200. Repairs/Services .....	60

Advertiser's Index . . . . .	80	News Bytes . . . . .	12
Classified Ad Info . . . . .	80	NV AdMart . . . . .	70-72
Dealer Directory . . . . .	86	NV Bookstore . . . . .	92
Events Calendar . . . . .	23	Prize Drawing . . . . .	54
New Product News . . . . .	93	Tech Forum . . . . .	62

### Departments

Nuts & Volts (ISSN 1528-9885) is published monthly for \$19.00 per year by T & L Publications, Inc., 430 Princeland Court, Corona, CA 92879. PERIODICALS POSTAGE PAID AT CORONA, CA, AND AT ADDITIONAL MAILING OFFICES. POSTMASTER: Send address changes to Nuts & Volts, 430 Princeland Court, Corona, CA 92879-1300.





by Edward B. Driscoll, Jr.

**T**hose creaky old films like 1969's *Colossus: The Forbin Project* really got it all wrong (although *Colossus*'s logo does look suspiciously like AOL's. Hmmm ...). As did the assortment of original *Star Trek* episodes which depicted whole planets living under the thrall of a single computer. We won't be living in a world with one supercomputer controlling our lives, as if we're Keir Dullea and Gary Lockwood in the *Discovery in 2001: A Space Odyssey*. What we will be living in is a world where each of us will have dozens of small computers that will seamlessly allow us to live our lives more comfortably.

What those computers will look like and will do, and how they'll be interconnected, depends on whether we'll be using them for business or for the home.

### Deconstructing the Personal Computer

Let's look at the home first, where the computer is exploding, being deconstructed into its component parts — the monitor morphs into an HDTV screen, the RAM ends up in MP3 players and TV set-top boxes, the hard drives are in digital VCRs like *ReplayTV* and *TiVo*, and microprocessors are everywhere. These microprocessors will begin to be interlinked into a seamless network with PCs, appliances, and the Internet, to make the smart home a reality for millions more people than now own them.

In the mid-1970s, Steve Wozniak and Steve Jobs launched the Apple II, one of the first wildly

popular personal computers. A primary reason for Woz's elegant open design was to facilitate the development of home-control devices. He was confident (if not 100% accurate) that one of the major applications for his new personal computer would be home automation. And while millions of simple X-10 devices which control lights and appliances have been sold, home automation is still by and large a hobbyist and early adopter (after 20 years!) market.

Currently, high-speed home Internet access and home networks are also in the early adopter phase. Karuna Uppal is the program manager with the Consumer Market Convergence Group of the Yankee Group, a Boston-based technology consulting and market research firm ([www.yankeegroup.com/](http://www.yankeegroup.com/)). She says there are about four million homes that have high-speed Internet access and of those only two million have home networks. Which means that the vast majority of the approximately 55 million home computers in the US are still accessing the Internet via poky 56k (and slower) dial-up modems.

Always on, and working at high-speeds, cable modem, DSL, or satellite will dramatically enhance the usefulness of the Internet in the home, and their spin-off technologies will begin to make "dumb" homes across the country increasingly smart, making PC-controlled X-10 modules look downright old fashioned.

### Pushing from the Top

Why is the networked home such a hot topic?

Danny Briere and Pat Hurley are co-authors of 1999's *Smart Homes for Dummies* (IDG Books Worldwide; ISBN: 0764505270). Briere says, "The one thing that probably most people aren't aware of, is that most of the movement towards creating smart homes is actually not being demand driven. People aren't sitting there banging at doors saying, 'I want to have a home that can do all these things.' It's really being driven by the vendors and the manufacturers."


Why? In the case of the appliance manufacturers, Briere says it's because previously, their best case scenario was to sell a dryer with a maintenance agreement, "and that would be the whole relationship with the customer." But with a smart appliance that's online, a manufacturer can offer a much more sophisticated maintenance program, providing both better, faster and, in some cases, pro-active service, and additional revenue opportunities.

Additionally, as a result of the mid-1990s deregulation by the FCC, it's becoming increasingly common to see cable companies offer telephone service, or a phone company buying or merging with a cable TV company (as AT&T did a few years ago with TCI). That fabled 'last mile to the home connection' is where a lot of money is won and lost. And the more services that one company can offer a consumer, the more money they'll make, and the longer they'll keep that customer.

### Gateway to the Future

With everyone wanting to sell homeowners





Leviton Wall Plate with two Cat-5s and two video inputs

line from a cable TV company or a satellite feed, and separates out the connections for Internet, telephone, and television, and then distributes those signals among the various devices in the home. The goal is to let every screen in the house receive any video signal, every computer (and other appliances) receive an Internet signal, and more seamlessly integrate everything. By sharing data or routing it among all the interconnected devices, the gateway acts as the brains of the whole network, steering information exactly where it needs to go.

For at least their first generation of interacting with the home gateway, "The devices on the net-

either Internet access, or devices that plug into the Internet, an important missing puzzle piece becomes obvious, and most of these players are betting that this is a device called the *home gateway*. Numerous manufacturers are gearing up to make them.

Home gateways take the data "pipe" (or pipes) coming into the home, such as the

work have to be dumb," Uppal says, "in the sense that you can't embed a lot of intelligence into a DVD player, TV, or a phone system, because that adds a lot of cost to the device, and doesn't make much sense. So you need that intelligence that sits somewhere in the network. The PC could certainly do it, in terms of having the processing power, and the intelligence to do that," but the PC is not a reliable enough device."

Implicit in Uppal's statement is the need for gateways and networks to interact with current home automation devices (such as the two-decade-old X-10 technology) and many home appliances.

Uppal says, the home gateway is "routing all of the content and services that are running around in your home. So it's going, 'Okay, this is a phone call — this goes to the phone system.' And it's a phone call for say, my spouse. So that has a different ring. And it has the intelligence to tell the phone system, 'Put this distinctive ring out, because it's a phone call for this certain person in the house.'" Additionally, the home's "phone system" might include a microphone-enabled TV set-top box in the den, and maybe an Internet telephone, in addition to the traditional phones.

Pat Hurley, *Smart Homes for Dummies* co-



Qubit's Web Tablet

things are going to happen."

The sort of control that Hurley mentions are beyond the control of most LANs and Internet connections currently installed by early adopters. That's why Nicholas Chaklos, Director of Product Management for Ucentric Systems ([www.ucentric.com/](http://www.ucentric.com/)), says, "Early adopters, the first 5 to 10 percent of the market have strung pieces of technology together, and they're off doing their own thing. A gateway to them may not appear helpful because they've already gone through this stuff. Would they benefit from a different platform that allows more for services and applications? Absolutely — that's what they don't have today."

### The Tip of the Iceberg


Three overriding themes emerge out of the home gateway. The first is that it's facilitating an amazingly unified group of product providers, offering products that are both interchangeable and complimentary. Karruna Uppal says, "Companies realize that in this kind of market, if they don't all work together, and are all thinking along the same track, that nothing will ever happen."

Why? Uppal believes that home networking can't impose a dozen new standards on the very appliances that consumers have been buying for decades without giving much thought about how they work, or how to make them interface with other devices. When appliances become network enabled, Uppal believes the current ease of use



author, says that future home gateways will be "able to hook up to things like alarm systems and other home automation and control systems, and perhaps energy management systems. So if you're connected to a service from your energy provider, when rates are up or down, you can control when

### Build Your Own Intelligent Robot... We Make It Easy!



At Lynxmotion we cater to the beginner. Our kits are easy to assemble, requiring only common hand tools in the construction process. The assembly manuals are step by step with plenty of pictures and diagrams. The kits can be controlled or programmed in an easy to follow BASIC programming language. The technology is here... the costs are affordable... the support is available... Join in and become a robot builder!

Lynxmotion, Inc.  
P.O. Box 818  
Pekin, IL 61555-0818  
[www.lynxmotion.com](http://www.lynxmotion.com)



Visit our website or ask for our free catalog!

Tel: 309-382-1816  
Fax: 309-382-1254  
[sales@lynxmotion.com](mailto:sales@lynxmotion.com)  
[tech@lynxmotion.com](mailto:tech@lynxmotion.com)



## EPROM+

A device programming system for design, repair and field service

- ◆ EXCEPTIONAL POWER FOR THE PRO
- ◆ EASY-TO-USE FOR THE NOVICE

**Here's what you get:** A rugged, portable programming unit including the power pack and printer port cable both of which store inside the case. A real printed user and technical manual which includes schematic diagrams for the programming unit plus diagrams for all technology family adapters\*. Comprehensive, easy-to-use software which is specifically designed to run under DOS, Windows 3.1, 95 and 98 on any speed machine. The software has features which let you READ, PROGRAM, COPY and COMPARE plus much more. You have full access to your system's disk including LOADING and SAVING chip data plus automatic processing of INTEL HEX, MOTOROLA S-RECORD and BINARY files. For detailed work the system software provides a full screen buffer editor including a comprehensive bit and byte tool kit with more than 20 functions.

**Broad device support:** Including FIRST GENERATION EPROMS (2708, TMS2716\*, 25XX, etc.) SECOND GENERATION EPROMS (2716-27C080)(8 MEG), 40 and 42 PIN EPROMS\* (27C1024-27C160)(16 MEG) EEPROMS (2816-28C010) PLUS ER5901, FLASH EPROMS (28F29C, 29EE29F)(32 MEG), NVRAMS (12,20,X2210/12) 8 PIN SERIAL EPROMS\* (24, 25, 85, 93, 95, 80011A) PLUS ERI400/MS8657\* BIPOLAR PROMS\* (74S/82S), SERIAL FPGA CONFIGURATORS (17CXXX) MICROS\* (874X, 875X, 87C5X, 87C75X, 89C) ATMEL MICROS\* (89S, 90S)(AVR) PIC MICROS\* 8, 18, 28, 40 PIN (12CXXX, 16C5X, 6X, 7X, 8X PLUS FLASH & 17C) MOTOROLA MICROS\* (68705P3/U3/R3, 68HC705C8/C9/J2/P9, 68HC711E9/D3)

Includes step-by-step tutorial plus explanation of EPROM fundamentals  
1 YEAR WARRANTY - 30 DAY MONEY BACK GUARANTEE  
\*REQUIRES SNAP-IN ADAPTER (ORDER FACTORY DIRECT OR BUILD YOURSELF)

**\$289**

\$5.00 SHIPPING + \$5.00 C.O.D.  
VISA • MASTERCARD • AMEX

ANDROMEDA RESEARCH, P.O. BOX 222, MILFORD, OHIO 45150


(513) 831-9708 FAX (513) 831-7562

website - [www.arlabs.com](http://www.arlabs.com)

email - [arlabs@worldnet.att.net](mailto:arlabs@worldnet.att.net)

MADE IN THE U.S.A.






**Nokia MediaScreen Tabletop Wireless Unit**  
The Nokia MediaScreen is a prototype with a totally new concept design combining digital Television (DVB-T), Internet and Mobile Phone technology. The heart of the system is a flatscreen display featuring a digital terrestrial receiver and a GSM digital phone link.

can't be affected without confusing or upsetting consumers. "If you want people to be networked,

Broadband Gateway's "evólvo" unit, which uses a modular approach to combine inputs for both DSL and POTS (Plain Old Telephone Service). It allows for a shared high-speed DSL connection, data networking, voice over DSL connections, a PBX-style phone network, and a firewall to keep the rest of the Internet out of your home network. Additional modules can be added to add wireless voice lines, wireless networking, more entertainment features, etc.



themselves were owned by, and installed in homes by the phone company, to speed their acceptance that much faster.

Finally, there is the increased need to integrate databases. Bob Steinbuger, of IBM's Corporate Strategic Design Program, says that with the growing number of Internet enabled cell phones, PDAs, laptops, Internet appliances, and traditional desktop PCs sharing databases of calendars, contacts, appointments, and notes, integrating one person or family's database into all of these devices will be increasingly important in the coming years.

Of course, the two million early adopters, who have already strung cat-5 through their homes, will have a serious leg-up on the newcomers in automating their homes, and taking advantage of the many networked products and more advanced gateway devices soon to come.

All of this means that eventually, home computers may not be just in smaller and faster boxes. Instead, the "home computer" of the future will consist of content from the Internet; very possibly applications software from the Internet; a "block box" (the gateway) with lots of brains and a large number of somewhat smart, but not quite brilliant TVs, stereos, refrigerators, email appliances,

etc. In other words, the entire home will be a series of both smart and semi-smart devices, all networked into the Internet.

## In the Business World

So much for the networked home. What can we expect from the computers in the workplace?

Neil Wilhelm is Director of Sun Labs California ([www.sun.com/research](http://www.sun.com/research)) and a Sun Distinguished Engineer. He says that the corporate world is moving away from having everything on the desktop PC. Instead, Wilhelm says they're shifting towards a model where "less and less is on the desk, and more and more is now located not necessarily in a single back office, perhaps a distributed one, but nonetheless in sort of a back office kind of structure."

Wilhelm says that the motivation for this is that "people have found that these general-purpose devices are terrible to manage. Not only do they have various failure modes of their own, but the users induce additional failure modes by sticking in floppy disks, or CDs, or other things that infect it with various problems, whether it's games or viruses, or who knows what."

3Com Cable Modem



This is 2Wire's Home Gateway, which combines DSL and home telephone networking, plus voice over IP functions.

## TALKING CONTROLLER



[www.motron.com](http://www.motron.com)

MoTron's TC-1 Talking Controller monitors 4 inputs and controls up to 17 10-ampere relays by telephone, radio or RS-232. The TC-1 talks back to you in messages you record.

- Remote Server Reset
- Monitor Alarm Outputs
- Remotely Control Pumps
- Control Remote Radio Links
- Pan/Tilt Camera Control
- Low Cost Customization to meet your specific needs

Prices from \$299. See our web page for full details and pricing, or call:

**1-800-338-9058**

**MoTron ELECTRONICS**

## Do You Repair Electronics?

For only \$7.95 a month, you'll receive a wealth of information:

Repair data for TV, VCR, monitor, audio, camcorder, & more.

Over 100,000 constantly updated problem/solutions plus...

- TechsChat live chat room.
- Private user discussion forums.
- Automated email list server.
- UL/FCC number lookup.
- Hot tips bulletin board.
- Manufacturer information.

To access RepairWorld, direct your internet browser to <http://www.repairworld.com>

**RepairWorld.com**

Electronix Corp. 1 Herald Sq. Fairborn, OH 45324 (937) 878-9878



## The New Improved Internet

One of the driving forces behind this shift in corporate computing is the ability of high-speed LANs and Internet connections to distribute programs among many computers quickly and easily.

Of course, today's PCs, and the first round of Internet appliances, are all designed around current Internet standards, which weren't intended to handle the bandwidth that applications like audio and video need to perform at their best. This is why streaming video applications such as Windows Media and Real Player look blocky and blotchy. This lack of bandwidth is also preventing a number of even more advanced business applications from getting off the ground. These applications include HDTV-quality video conferencing via the Internet, HDTV-quality video on demand, and complex Internet-enabled programs (more on those in

there's a Web browser, assuming problems with latency can also be solved.

## Pushing Stuff Upwards

Latency is the "one thing that's always forgotten in this discussion," Wilhelm says. It's the time between when a command is given on a computer, and something happens. On a single networked computer, that time is often in microseconds. On a computer with a slow Internet connection, that time could be several seconds, and even longer for complex programs. And this lag time is preventing lots of complex programs from being used over the Internet.

"One of the things that would be killer, of course," Wilhelm says, "is if there were an easier way to push stuff upwards. Now, this might take some rethinking, because the whole Web is oriented towards pushing it downlink — all the protocols, everything, tends to make things work that way because, of course, that's the way they thought of it when they started."

If the latency battle is won, then combined with the high-speed bandwidth of Internet2, expect some very impressive programs to be coming out of your browser, including such complex data intensive applications as CAD and video editing programs (that would allow for networking among users scattered across the country — and the globe).

## Voice-activated PDAs

Reduced latency and fat bandwidth could also allow for wireless devices to be more complex, since the bulk of their programming could reside on servers on the Web. This would allow for voice commands to power wireless PDAs and cellphones. Wilhelm says, that potentially, the phone companies "would be in a position to site say, voice recognition servers appropriately around the world, around the continents, all over, wherever they have a local office, in fact, and provide that service right on the spot, with low enough latency."

Wilhelm believes that phone companies seem to have a better understanding of the latency issue than most Internet firms, because they've had years of direct experience dealing with it. "If you've ever had a satellite phone conversation, there'd be like a second and a half between when you say something

and in a second and a half you get a response," he says. "It's really hard to have that conversation. But you know, in the fiber world, that's gone away."

So while home computers are going to look less like what we think of today as "computers," and more like a bunch of very clever appliances; business computing is going to involve bigger, faster, and fewer computers, with input-output devices, linked together, on everyone's desk. In other words, a smarter dumb terminal, with a much smarter server to back it up, often in a back office thousands of miles away.

## Open the Garage Bay Doors, Hal ...

As we said at the beginning, those films of the 1960s got it all wrong. Colossus and HAL 9000 were the ultimate mainframes, however, thanks to Messrs. Jobs, Wozniak, and Gates, we've got lots of microcomputers all connected via an Internet. Soon, our homes will have even more microprocessor-controlled devices, themselves connected to the Internet via home gateways. They may not be as smart as ol' Hal, but combined, they'll get a helluva lot more accomplished, and be easier to maintain, too — hopefully. **NV**

## The American Home, 15 Minutes into the Future

Beyond a smarter home office, what will the home LAN, a gateway, and high-speed Internet access enable? Let's step out of the home office, and walk through the rest of a home that's 15 minutes into the future (as Max Headroom would say).

In the kitchen is a refrigerator with a barcode scanner and a flatscreen Web browser of its own. The scanner keeps track of what needs to be ordered from the online grocer, and how many calories are in the food. Because the fridge is connected to the Web, if it breaks down, it will alert the repair center, and you, so that you can take appropriate steps to keep the food from spoiling in the meantime. Also in the kitchen is the microwave, which is connected to the home network so that you can easily start a cup of hot chocolate warming up, from your Web-enabled cellphone, on the drive home.

In the den, the set-top box running Microsoft firmware on top of the HDTV allows for access to the Web, video on demand, video games, Caller ID if the phone rings, e-commerce, email, and a unified set of parental controls for the TV, the 'Net, chatrooms, and video games throughout the house.

The home's lights, alarm, hot tub, and TVs, are all connected to the Web, along with cameras in each room. So is the front door and garage door, so you can see if you locked them before you left. The lights and hot tub can be turned on from your secure Web site before you leave work, or during the drive home. The cameras serve several purposes. They shoot a frame every second or so when no one's home, helping the police in case someone breaks in. They can be switched to real-time action, to keep an eye on the kids, so that you can see if they're cleaning their room. And because the TVs are on the Web, you can see what channels are being watched, in case your 10-year-old is watching Star Trek instead of doing his homework.

a moment).

However, help is on the way. Internet2 ([www.internet2.edu](http://www.internet2.edu)) is a research and development consortium of over 180 universities, about 70 companies, and 40 other organizations. Wilhelm says, "It's clear that there's going to be more and more bandwidth. People are learning better how to get more bandwidth per piece of fiber than they actually ever expected to. So we're going to have tons and tons of bandwidth, and Internet2 and so forth are ways to start exploring in advance."

## Making a Fat Pipe Even Fatter

The Internet2 consortium is using high-performance networks to test new technologies and deploy new applications. "Last year, the University of Washington, working with Stanford University, Sony, and a few other companies, tested HDTV streaming video over the network," Greg Wood, Internet2's Director of Communications, says. HDTV-quality video is a colossal leap over today's streaming video, even when it's running on the highest of high-speed Internet connections. Perhaps even more importantly, the ability to transmit HDTV also means that eventually, the Internet will be able to run complex server-based programs anywhere

# Dual JFETS SMT JFETS

ULTRA LOW NOISE  
LS843 - 3nV/Hz typ

TIGHT MATCHING  
LS843 - 1 mV max

- ◇ N & P Channel
- ◇ Duals & Singles
- ◇ Custom Screening
- ◇ Die, SMT, Thru-Hole
- ◇ No Order Minimum
- ◇ COD's Accepted

Second Source for Domestic  
& Foreign JFETS & Bipolars

Full Service U.S. Manufacturer  
of Specialty Linear Products

**LINEAR SYSTEMS**

4042 Clipper Court  
Fremont, CA 94538  
510-490-9160/510-353-0261(Fax)  
E-mail: 3623671@MCMAIL.COM  
[WWW.LINEARSYSTEMS.COM](http://WWW.LINEARSYSTEMS.COM)

Circle #46 on the Reader Service Card.

## Mobile Robotics

Used world wide for research!



Mobile Robots  
Micro Controllers  
Artificial Intelligence  
Sonar Units  
Optics  
Vision Systems



Zagros Robotics  
PO Box 460342

St. Louis, MO 63146-7342

Phone (314)768-1328 Fax (314)576-5568

<http://www.zagrosrobotics.com>  
[info@zagrosrobotics.com](mailto:info@zagrosrobotics.com)

Circle #47 on the Reader Service Card. 9



# TechKnowledge

## Events, Advances, and News

### From the Electronics World 2001

by Jeff Eckert

#### Advanced Technologies

##### Mini-Robots Suitable for Spy Work



Doug Adkins examines the mini-robots that he and Ed Heller are developing at Sandia National Labs (photo by Randy Montoya).


**R**esearchers at the US Dept. of Energy's Sandia National Laboratories ([www.sandia.gov](http://www.sandia.gov)) have developed what may be the world's smallest untethered mobile robot. The unit takes up only 1/4 cubic inch and weighs less than an ounce. Powered by three watch batteries, it runs on track wheels. The mechanism consists of an 8k ROM microprocessor, temperature sensor, and two motors that drive the wheels. Future versions may include a miniature video camera, microphone, telecommunications equipment (radio or infrared), or a chemical microsensor. The creators believe that these robots will be useful in many applications, including locating and disabling land mines, and detecting chemical and biological weapons. For example, they could travel through pipes or crawl around buildings looking for chemicals or human activity. Advanced versions could relay information to a remote, manned station and even communicate with each other as they travel in swarms, like insects. The present version, which is agile enough to turn in a space of less than 3/4 inch, has demonstrated its ability to maneuver its way through a field of coins. But if

you find yourself being chased by one, don't worry about it catching you. Top speed is only about 20 inches per minute.

#### Spherical Motor Provides Three-Dimensional Movement

These electromagnets, activated by a computer, attract the permanent magnets and cause the sphere to move into a new position

(photo by Keith Weller).



**E**ngineers at the Johns Hopkins University ([www.jhu.edu](http://www.jhu.edu)) have built a spherical motor that can rotate in any direction. The device uses computer-controlled electromagnets to achieve position changes. In the prototype, the rotor consists of a hollow sphere in which 80 permanent magnets are mounted. The sphere is contained in a "saddle" of 16 circular electromagnets. By activating two or more of the electromagnets via computer control, the ball is pulled into a new position in any desired direction. The main application envisioned by the inventors — Gregory S. Chirikjian and David Stein — is in robotics, where a more refined version of the motor could replace conventional single-axis motors used for arm movement. Existing robotic arms need six or more motors for three-dimensional positioning and orientation. Only three of the spherical motors would be required to provide more flexible and

#### EZ-EP DEVICE PROGRAMMER - \$169.95

Check Web!! -- [www.m2l.com](http://www.m2l.com)

**Fast** - Programs 27C010 in 23 seconds

**Portable** - Connects to PC Parallel Port

**Versatile** - Programs 2716-080 plus EE and flash (28, 29) to 32 pins

**Inexpensive** - Best for less than \$200

- Correct implementation of manufacturer specified algorithms for fast, reliable programming.

- Easy to use menu based software has binary editor, read, verify, copy, etc. Free updates via bbs or web.

- Full over current detection on all device power supplies protects against bad chips and reverse insertion.

- Broad support for additional devices using adapters listed below.


##### Available Adapters

EP-PIC (16C5x, 61, 62x, 71, 84)	\$49.95
EP-PIC64 (16C62-5, 72-4)	\$39.95
EP-PIC12 (12C50x)	\$39.95
EP-PIC17 (17C4x)	\$49.95
EP-51 (8751, C51)	\$39.95
EP-11E (68HC11 E/A)	\$59.95
EP-11D (68HC11D3)	\$39.95
EP-16 (16bit EPROMs)	\$49.95
EP-Z8 (Z86E02, 3, 4, 6, 7, 8)	\$39.95
EP-SEE2 (83x24x25x85x)	\$39.95
EP-750 (87C750, 1, 2)	\$59.95
EP-PEEL (IC22v10, 18v8)	\$59.95
EP-1051 (89C1051, 2051)	\$39.95
EP-PLCC (PLCC EPROMs)	\$49.95
EP-SOIC (SOIC EPROMs)	\$49.95
EP-TSOP (TSOP EPROMs)	\$59.95

Many Other Adapters Available

##### M2L Electronics

970/259-0555  
Fax: 970/259-0777  
250 CR 218  
Durango, CO 81301  
CO orders please add 7%  
sales tax  
<http://www.m2l.com>



#### 68HC11 & 68HC12 Microcontroller Modules!

Unique design-- just plug them right into your solderless breadboard!

##### MicroStamp11™

- tiny 1-inch x 1.4-inch 68HC11 module from \$49

##### MicroCore-11™

- compact 2-inch x 2-inch 68HC11 module from \$68

##### Adapt-11™ Family

- 68HC11 modules with lots of I/O lines from \$63

##### Application Cards Available:

- stepper motor driver
- voice record/playback
- LCD/keypad/PC keyboard
- data acquisition • DAC
- CAN • ethernet • more!

##### Adapt812™ Family

- based on 68HC812A4

- from \$79

##### Adapt912™ Family

- choice of 832, D60, DG128

- from \$99

##### MicroBOM912™

- lowest-cost BDM pod!

- only \$79!

Toll-free: 1-877-963-8996

Technological  
Arts

Visa•MasterCard  
Discover•Amex

Phone: (416) 963-8996

Fax: (416) 963-9179

[www.technologicalarts.com](http://www.technologicalarts.com)



## Events, Advances, and News From the Electronics World

accurate movement. Interestingly, it would also be possible to turn the motors upside down, allowing them to function as omnidirectional wheels. In this type of application, it would be possible, for example, to build a computer mouse that moves your hand rather than the opposite. Chirikjian and Stern, along with collaborator Edward Scheinerman, have applied for two patents that cover components used in the device.

### Computers and Networking Wireless Network Becomes Reality at Georgia Tech

Providing a glimpse of the future of wireless networking, the Georgia Institute of Technology ([www.gatech.edu](http://www.gatech.edu)) has completed implementation of what it calls the Local Area Wireless/Walkup Network (LAWN), which supports both wired connections through walk-up ports and wireless connections through wireless access points in 14 campus buildings. These include classrooms, research facilities, the campus library and bookstore, and various offices. The result is a single local area network that is accessible to all wireless users.

The Georgia Tech LAWN is based on the IEEE 802.11 networking standard, which is also the basis of several commercial wireless networking products such as Apple Computer's Airport. It differs from the newer Bluetooth standard in many respects. For example, 802.11 is faster (5.5 to 11 Mbps theoretical, 4 to 5 Mbps in practice, versus 1 Mbps theoretical, 400 kbps in practice). It also has greater power (1 W in the USA and 100 mW in Europe versus 1 mW) and range (15 to 150 M indoors and 300 M outdoors versus 10 M). However, they both operate in the 2.4 GHz unregulated frequency band, which provides spectacular opportunities for interference when Bluetooth and 802.11 devices are operated in close proximity. For a detailed discussion of Bluetooth versus 802.11, you can download an Acrobat™ pdf file by logging onto [webbooks.net/downloads/download.html](http://webbooks.net/downloads/download.html). For a discussion of interference issues, visit [www.wireless-nets.com/whitepaper\\_interference.htm](http://www.wireless-nets.com/whitepaper_interference.htm).

### Are You Ready for a Networked Kitchen?

How many times have you walked up to the refrigerator, looked at the door, and said to yourself, "I sure wish this thing was connected to the Internet?" Never? Well, then, the US appliance industry is way ahead of you. Later this year, Whirlpool Corporation will introduce a refrigerator with a Web pad attached to the door, and Maytag is working on similar innovations. As 2001 progresses, you may expect to see connectivity added to a range of home appliances, including not only refrigerators, but microwave ovens, washers and dryers, dishwashers, and more.

This may not be as silly as it sounds. For example, it might be nice to have an oven/refrigerator combination that keeps a chicken cold until you send it an email from the office and tell it to start roasting your dinner. And you might like to have a washing machine that can email you (or the repair shop) a warning that its motor is failing. Or how about a refrigerator that scans the bar code as you remove a product and automatically adds the item to next week's shopping list? The possibilities are endless. But is there a market for this stuff? Only time will tell.

### Circuits and Devices Best Processor Awards for 2000

MicroDesign Resources (MDR) has presented its 2001 Analyst's Choice Awards in several categories. The award for the best PC processor was presented to AMD for the Athlon chip, which was the first processor to break the 1 GHz barrier. This is something of a victory over rival Intel, whose 1.13 GHz Pentium III was introduced a mere two days after the Athlon but was recalled a month later. MDR even rated the Athlon over the 1.5 GHz Pentium 4, which has received mixed reviews. The Athlon also received *Maximum PC* magazine's CPU of the Year award and *PC World's* Product of the Year award.

The best server/workstation processor award went to Sun Microsystems for the Ultra SPARC III processor, which beat several other nominees for first place, including Intel's Itanium, IBM's Freeway for eServer z900, and the Intel Pentium III Xenon devices. The 64-bit UltraSPARC III is based on 29 million transistors and features a 9.6 gigabyte/second address bus, support for an 8 megabyte error checking and correcting external cache, and several other advanced features. The 750 MHz processor has been shipping since last year and is available in the Sun Blade™ 1000 high-end workstations and the Sun Fire™ 280 workgroup servers. For a complete listing of

the awards, see [www.mdronline.com/awards2000/awardssummary.html](http://www.mdronline.com/awards2000/awardssummary.html).

### Industry and the Profession Power Shortage Dims Silicon Valley Prospects

It appears that the power problems in California are causing many high-tech companies to consider abandoning or at least reducing their presence in California's Silicon Valley. Sun Microsystems ([www.sun.com](http://www.sun.com)), for example, is looking to its Austin, TX, facilities for growth and plans to have most of its engineering team outside of California by 2003. Sun currently has 150,000 square feet of empty office space in Austin, which would allow it to add more than 500 new employees. In addition, the company has bought 38 acres of commercial land adjacent to its existing facilities. Sun's neighbors in Austin include IBM, Motorola, and AMD, so a major exodus from California could translate into a boom for the electronics industry in Texas.

The recent "rolling blackouts" in California, which cause disruptions in design and fabrication processes, have been a major source of irritation. The Silicon Valley Manufacturing Group (SVMG), a consortium of 190 Silicon Valley employers (including IBM, Agilent, Lockheed-Martin, and National Semiconductor) recently reported that as many as 75 percent of its members have suffered blackouts that lasted 90 minutes to two hours. The blackouts, which often occur with little or no warning, have cost the companies tens of millions of dollars. Some facilities have avoided shutdowns by using backup generators or by maintaining contracts with multiple power providers. But rising energy prices are a separate and probably long-term problem that may take years to solve. Wholesale power prices in California are running \$250.00 per megawatt-hour (capped at that level by government regulation), as compared to \$100.00 or less in Texas. Power usage presently accounts for as much as 10 percent of the cost of running a chip fabrication operation, and higher prices could significantly drive up chip prices or lower profit margins.

### William R. Hewlett Dies

The electronics industry was saddened by the death of William Hewlett on January 12 at the age of 87. Hewlett, who retired from active management of HP in 1978, made important contributions throughout his career in technology, science, and business. Along with David Packard, who died in 1996, he founded Hewlett-Packard Company in a one-car garage in 1939, in Palo Alto, CA, with \$538.00 in working capital. The first successful HP product was an audio oscillator, eight of which were used by Walt Disney Studios in the production of the movie "Fantasia." (Previous and unsuccessful products included a foul-line indicator for bowling lanes and an automatic urinal flusher.)

Hewlett believed that one of his greatest accomplishments was the people-oriented approach to management that he developed with Packard. Catastrophic medical coverage, flexible work hours, open offices, decentralized decision-making, management by objective, and employee "coffee talks" are among the policies and practices they instituted at HP. The "HP way" has been adopted by many companies and serves as a legacy of the founders' influence.

Hewlett-Packard now consists of two multinational enterprises: Hewlett-Packard Company, with revenues of \$48.8 billion in fiscal year 2000 and more than 88,500 employees, and Agilent Technologies, Inc., with revenues of more than \$10.8 billion in fiscal year 2000 and more than 47,000 employees. The legendary garage, widely considered to be the birthplace of the Silicon Valley, is now a California state historical landmark. **NV**



**DO YOU WANT TO BE  
FUZZBALL'S  
"PICK OF THE WEEK"?**

**BE ON THE LOOK-OUT FOR  
FUZZBALL T-SHIRTS  
COMING YOUR WAY ...  
STAY TUNED AT  
[WWW.NUTSVOLTS.COM](http://WWW.NUTSVOLTS.COM)  
FOR DETAILS**



## INEXPENSIVE HOLOGRAPHIC STORAGE AND PROCESSORS ARE HERE, FINALLY

After 20 years of research in Holography, ALSET Technologies Group, Inc./HOLO-TESLONIX (Labs) ESOP, is producing the first directly viewable 3-D holograms, with 1,000-to-1 (4000 mil spec) ratio analog linear compression, on a CRT or LCD display medium, which has never been successfully done before until now, according to Co-CEO/CTO R.A. Berman C.C.S.C.

The previously mentioned new-concept holography was based on a 17-year US Patent No. 5055918, PIX-I-E (PIXel - Image - Enhancement) and has been officially launched as a replacement for clock based generated 3-D graphics ray-trace modeling which — with this process — does not require complex ray-trace algorithms to be used to produce the 2-D to 3-D object model modality, used with 3-D video generator cards.

Primitive samples have been generated on the <http://holix.airweb.net>, HOLO-Images™, in fast load map form. These new types of directly-viewable processed templated holograms replace the need for calculating the light inverse squared equations, normally needed for generating the look-up or clock-rate time based programming methodologies employed in today's gaming and CAD/CAM model industry.

"We utilize a new type of real-time 3-D holographic arrayed HOLO-Portal to generate instantaneous ray-traced imagery, with the extra features of Hyper compression scheme 1,000-to-1 ratio in linear analog wavelet polygonal fractals, which is the normal property of Analog Linear Lateral Holography or ALLH, in our superior modeling Holographic Patented research," states Berman.

"First, the best example of computer game character creation of our corporation's research with said process is Holo-Shadow 1™. No one has been able to produce a non-rotational depth-generated (coherency length) 3-D hologram, directly viewable until now, on an inexpensive medium such as passive (non-TFT active matrix) LCD displays."

"Our new concept HOLO-Images (ALLH) are pretty explanatory visually. If you download our unique type of holography into a paint package (Corel Draw™, etc.), as these holographic graphics are generated normally in bit-map format to produce the best 3-D templated model possible (then converted to jpegs), you will have a template of our special morphing HOLO-ware," Berman continued.

With HOLO-ware, you can easily develop both security and software based on the new HOLO-GUI or HOLOGraphic-Graphics User Interface designed on 3-D Scientific Visualization similar to VR (Virtual Reality), but termed CR or Clone Reality, a much superior methodolo-

gy to move and process all types of data, using this unique type of search engine, the HOLO-Net Map™.

You now can encrypt secure data with complete assurance that it can not be code broken or altered without your authority, by means of your personal analog coded HOLO-Key™, which will be assigned to the user as a usual "digital signature" key is assigned today.

HOLO-Images may be viewed directly on VGA, S-VGA to XGA, or TV/Composite (S-Video) media, where you may record it to video tape or CD-ROM formats (DVD protocol is not utilized).

"Our new superior, unique 3-D 'Holographic Media' forma, which we refer to as HOLO-Media, will be the replacement for bitmap-dependent, memory-hungry, display cards, flash memory protocol, CD-ROMs, or any other medium that is utilized for volatile or non-volatile data storage" states Berman.

First, to produce this LLH process requires (in the conventional 2-D to 3-D graphics engines) no less than 1,000 or 1K bit-plane maps depth (which the UNIVERSAL HOLO-CODEC™, i.e., UHC, provides), which at this time and 10 years from now, will still not be possible to duplicate (according to Berman), as for the 1,000 bit-plane mapping that would be required.

Second, the innovative 1,000-to-1 ratio linear analog compression scheme they have developed enables any type of digital binary data to be converted without mapping loss to the image, such as j-peging of M-peging causes.

Producing a perfect holographic reproduction is possible without any mathematical (Niquist variable) noise errors, being a result of "resolution fading" as the other primitive digital compression causes in "second generation" production or copy.

Third, when you download the 3-D HOLO-Images (HOLOGRAPHICS), you will be moving a 240 megabyte image file format, in analog real-time compression forma from the samples on the Hyper-Technics Lab's <http://holix.airweb.net> official website, which is the "first-of-a-kind" HOLO-Website on the Internet (premiered officially in 2000).

"Our new HOLO-NEO Proc™ processor uses a real-time analog superior conversion process that digital sampling cannot ever achieve, because of its bit-map modality and limitations to clock speed rate generation. This individual hologram consists of 240 megabytes per file, one-quarter of a standard CD-ROM, but with our 1,000-to-1 ratio analog compression scheme, we can generate this humongous digital binary and compress it to about 240 Kbits," explains Berman.

"TESLON-QUANTUM ALPHA is the first truly applied Nanometric storage and processing system that employs a superior Electro-Optical Analog /Digital/Analog (ADA) protocol for data computational errorless processing, instead of the normal prescribed error generated primitive digital data protocol."

"To understand this unique and superior linear analog protocol, you must use a primitive model, such as the "3 BIT OPTO" processor and a "scientific visualization" based on an analog video graphics generator, a "Glyphic" (a single pixel), which represents a collective quantitative quantum information condition (similar to what a Quantum computer utilizes, but ours is based on noiseless analog protocol [analog-to-digital-to-analog or A/D/A] not digital), super positioned as a spectral (colored coherent wavelengths) reference," Berman continues.

"And we use the methodology of mathematical quantalism or dithered sum quatralation, this being the com-

Published Monthly By  
**T & L Publications, Inc.**  
430 Princland Court  
Corona, CA 92879-1300  
(909) 371-8497  
FAX (909) 371-3052

E-Mail — [editor@nutsvolts.com](mailto:editor@nutsvolts.com)  
URL — <http://www.nutsvolts.com>

Subscription  
Order ONLY Line  
1-800-783-4624

PUBLISHER  
Jack Lemieux N6ZTD

EDITOR  
Larry Lemieux KD6UWV  
MANAGING EDITOR  
Robin Lemieux KD6UWS

### CONTRIBUTORS

Robert Nansel  
Jon Williams  
Ray Marston  
Jeff Eckert  
Ed Driscoll  
TJ Byers  
ML Shannon  
Gordon West  
Ben, Phil, and John Bright  
Michael Dennis  
Dennis Shepard  
Sean Troutner  
Bob Lang  
Jeff Mazer

ON-THE-ROAD EXHIBIT  
COORDINATOR  
Audrey Lemieux N6VXW

SUBSCRIPTIONS  
Robin Lemieux


CLASSIFIED ADS  
Natalie Sigafus

DISPLAY ADS  
Mary Gamara

Copyright 2001 by  
**T & L Publications, Inc.**  
All Rights Reserved

All advertising is subject to publisher's approval. We are not responsible for mistakes, misprints, or typographical errors. Nuts & Volts Magazine assumes no responsibility for the availability or condition of advertised items or for the honesty of the advertiser. The publisher makes no claims for the legality of any item advertised in Nuts & Volts. This is the sole responsibility of the advertiser. Advertisers and their agencies agree to indemnify and protect the publisher from any and all claims, action, or expense arising from advertising placed in Nuts & Volts. Please send all subscription orders, correspondence, UPS, overnight mail, and artwork to: 430 Princland Court, Corona, CA 92879.

## Professional



# 10 HOUR RECORDER

"BUILT LIKE A BATTLESHIP"

Factory Direct

- Heavy duty commercial recorder - NOT improvised from consumer models
- 12, 14, and 16 hour models also available
- BUILT-IN voice activation (add \$30)
- Applications information included
- Dimensions: 11.5 x 7.0 x 2.75"

FREE  
NO PAGE  
SPECIAL EQUIPMENT  
CATALOG

\$159

COD'S OK. Sorry, no credit cards. Free catalog USA only; other countries \$5. Price includes UPS to 48 States on Pre-Paid Orders

**Viking Systems International** 100 North Hill Drive #42, Brisbane, CA 94005

Phone (415) 467-1220 • Fax: (415) 467-1221 • Web: [www.vikingint.com](http://www.vikingint.com)



## News Bytes

bined dual coherency which produces a summation mathematically to produce a synthetic or virtual pixel or bit."

In other words, by combining two different colors, say red and green light beams, crossing to produce an intercept, resulting in a mixture of the two colors which will produce a entirely different color, a third color or third virtual bit, the "3 Bit OPTO."

"This is the Nanometric Electro-Optical (NEO) building block, based on our 3-D ALLH that replaces the function of a silicon based transistor in both toggling (switching) and bit-rate microprocessor clocking, but at nanometric atomic size, eliminating the need for silicon wafer manufactured components."

And since it is "blue to UV (430 nm and lower) wavelength" LED coupling technology, the circuits constructed from NEO ALLH material guarantee there is no heat to dissipate, such as silicon wafer's most inherent problem, now solved with NEO circuits.

"And believe it or not, our chips are internally self-powered, with another "quantum gate" breakthrough technology of ours, the "negative entropy" or NE power supply array circuits, a true Star Trek™ breakthrough "transducer" for the 21st century."

"And only we have it, as it is embedded into our HOLO-NEO Proc™ technologies used for both processing and communication power protocol driving both peripherals and interface circuits," Berman concluded.

If you are interested in finding out more or commenting on this holography technology, you can reply by email to the PR/Corporate email: alset@qwest.net or the Technical email: ultr\_a@hotmail.com, or phone the office at 480-354-8225 or the Technical Response phone at 281-367-3123.

A tutorial CD-ROM is available to both individuals and USA corporations (no foreign corporations, please apply) for individual CD-ROM \$100.00 or USA Corporation CD-ROM \$2,500.00 (includes pre-programmed hand-top computer with HOLIX™). You can check out their website at <http://www.genaltered.com>.

### TELECruz ANNOUNCES PARTNERSHIP WITH EARTHLINK TO PROVIDE INTERNET ACCESS SERVICE FOR INTERACTIVE TELEVISIONS

TeleCruz Technology Inc., a leading innovator of interactive television platforms, has announced an agreement with EarthLink, the nation's second largest Internet service provider (ISP), to integrate the company's Internet service inside TeleCruz's patented technology platform for Internet access via TeleCruz-enabled interactive television sets.


TeleCruz-enabled televisions featuring EarthLink Internet access will offer consumers easy access to interactive TV services such as email, chat, Internet browsing, and shopping via the convenience of their TVs. The first interactive televisions with EarthLink Internet service are expected to be available from Panasonic in the second half of 2001.

"EarthLink has a worldwide base of 4.7 million subscribers," according to chairman and CEO Kris Narayan. "This agreement opens a new customer channel for EarthLink and allows TeleCruz to bring its message of easy and afford-

## 'SX-1SD-100' Debugger+Programmer


Qualified by and inhouse tool for Scenix Semiconductor

- In-system debugger for SX18/20/28/48/52
- Built in serial programmer
- Full speed emulation to 100mhz
- Real-time in-system code execution
- Low voltage emulation to 3 volt
- One level breakpoint
- Frequency synthesizer from 25khz to 105mhz
- Support external oscillator to 100mhz
- Source level and symbolic debugging for SASM, SXC and more
- Selectable internal frequencies
- External break and clock inputs
- Conditional animation break and Software animation trace
- Runs under Win 95/98/2000/NT4 via parallel port
- At \$325, Comes with SASM Assembler, SXDEMO-NC board, SX28AC device and 18-pin, 28-pin SDIP headers; at \$275 without the SXDEMO-NC board



**100mhz !**

### Also Available...



#### PGM2000-SX Gang Programmer

- Stand alone 8 gang programmer
- Parallel Port Interface for on-line operation
- Different 8-socket DIP, SOIC, SSOP, TQFP, PQFP adapters for all SX18/20/28/48/52
- Adjustable programming voltages in 0.1V
- Codes and fuse reside securely in EEPROM of Master Control Unit
- Comes with Win 95/98/2000/NT4 software
- Also supports other processors via different 8-socket adapter modules
- Starts at \$1000 with one 8-up DIP adapter



#### PGM-SX Programmer

- Parallel Port Interface
- 40-pin ZIF socket to carry device to be programmed or program in-circuit
- Win 95/98/2000/NT4 software
- Comes with SASM assembler
- Optional SOIC, SSOP, TQFP and PQFP programming sockets
- PGM-SX \$149, SMT adapters \$120

#### Advanced TransData

14330 Midway Road, Suite 128  
Dallas, Texas 75244  
Tel 972.980.2667 Fax 972.980.2937  
Email: [info@adv-transdata.com](mailto:info@adv-transdata.com)

[www.adv-transdata.com](http://www.adv-transdata.com)

Circle #73 on the Reader Service Card.

## DesignNotes.com

Your Design Resource on the Web

Improve Your Design Skills, Find Project Advice and More

Spring into Savings

All Velleman Kits

**10% off**

Including K8016

Programmable Function Generator

0.01 Hz - 1 MHz

For complete specs, visit:

[www.designnotes.com](http://www.designnotes.com)

Visit Our Online Forum

On-Line Circuit Archive

Hundreds of Circuits.  
Over 23 Different Topics

Designing for Dollars

Submit your favorite circuit or program. Each month the best design entry (Judged by your peers) wins \$100 in cash. Monthly winners are eligible for the yearly \$1200 Grand Prize!

Share What You Know and Learn What You Don't

Visit Us at  
[www.designnotes.com](http://www.designnotes.com)

Circle #71 on the Reader Service Card.

able interactivity to a growing global market."



"The TeleCruz platform offers consumers - including those who may not have a computer - an innovative, affordable, and easy way to access the Internet through their television," said Lance Weatherby, executive vice president of the ISP's "EarthLink Everywhere" initiative. "This new alternative to the personal computer extends our ability to offer our award-winning Internet access to a broad range of consumers."

TeleCruz enables a wide variety of interactive television services at a low cost by providing an open, patented technology platform for integration inside the TV. The company's open-platform, system-on-a-chip architecture is capable of supporting interactive capabilities being created by advertisers, content creators, and broadcasters alike. TeleCruz works with TV manufacturers, as well as ISPs and interactive content providers, including AT&T, Yack.com, and Spiderdance, to bring the benefits of interactive television to average TV viewers everywhere.

TeleCruz-enabled TV sets allow consumers to connect to the Internet without a computer or set-top box via an embedded modem, chip-set, and interactive software package contained within the TV itself. After logging on for the first time and navigating a quick online sign-up process, new EarthLink subscribers can surf the Web, send email, and enjoy enhanced programming through the simple click of a remote or wireless keyboard. Existing EarthLink subscribers are able to enjoy the device immediately by logging on with their EarthLink username and password at no additional charge to their current Internet service contract. You can visit TeleCruz on the world wide web at

CONTINUED ON PAGE 72





# Build Your Own Voice Recognition Alarm System

**W**e live in an age of rapidly changing technology. This has its good and bad points. For example, most vehicles have an alarm system installed. Many are quite sophisticated and include proximity detectors to check if someone is 'close enough' to be a threat. They'll usually 'talk to you' to let you know this as well. Some of these systems use a 32-bit or higher security code to 'disable' the system before entering or 'enable' the system upon leaving. And it's not very 'foolproof' either.

These key chain transmitters generate a 'signal' which can be picked up by a nearby scanner. That means that the signal can be captured and duplicated and for all intents and purposes, the alarm system is defeated. Or, they might use a digital sequence generator which generates all the security codes in sequence. All someone has to do is run the generator nearby and wait until your system 'beeps' to indicate it's been disarmed!

One of the more interesting ways to take care of this problem is a Voice Recognition (or VR) system to take care of the 'enable' and 'disable' features required of an alarm system. What follows is a universal VR alarm system which recognizes up to three

separate voices and provides a full range of options for the most discriminating user.

## Desired Features

In order to make an alarm system 'universal,' certain features must be present. These include an LED output which indicates the status of the system. Another feature is an output for alarm condition (our system has two), a discrete output which is on until reset, and a digitally-generated audio siren. Depending on the speaker impedance and the power supply voltage, the system can be heard for blocks! We'll cover this more in detail with the actual circuit description.

Now for inputs ... we have two options available: an immediate alarm contact and a 30-second time-delayed contact. The latter allows you to enter a 'protected' area to 'disable' the system without an alarm. As you can see, this simple — but effective — arrangement has lots of different applications in many situations. We think you'll find it's just what you are looking for.

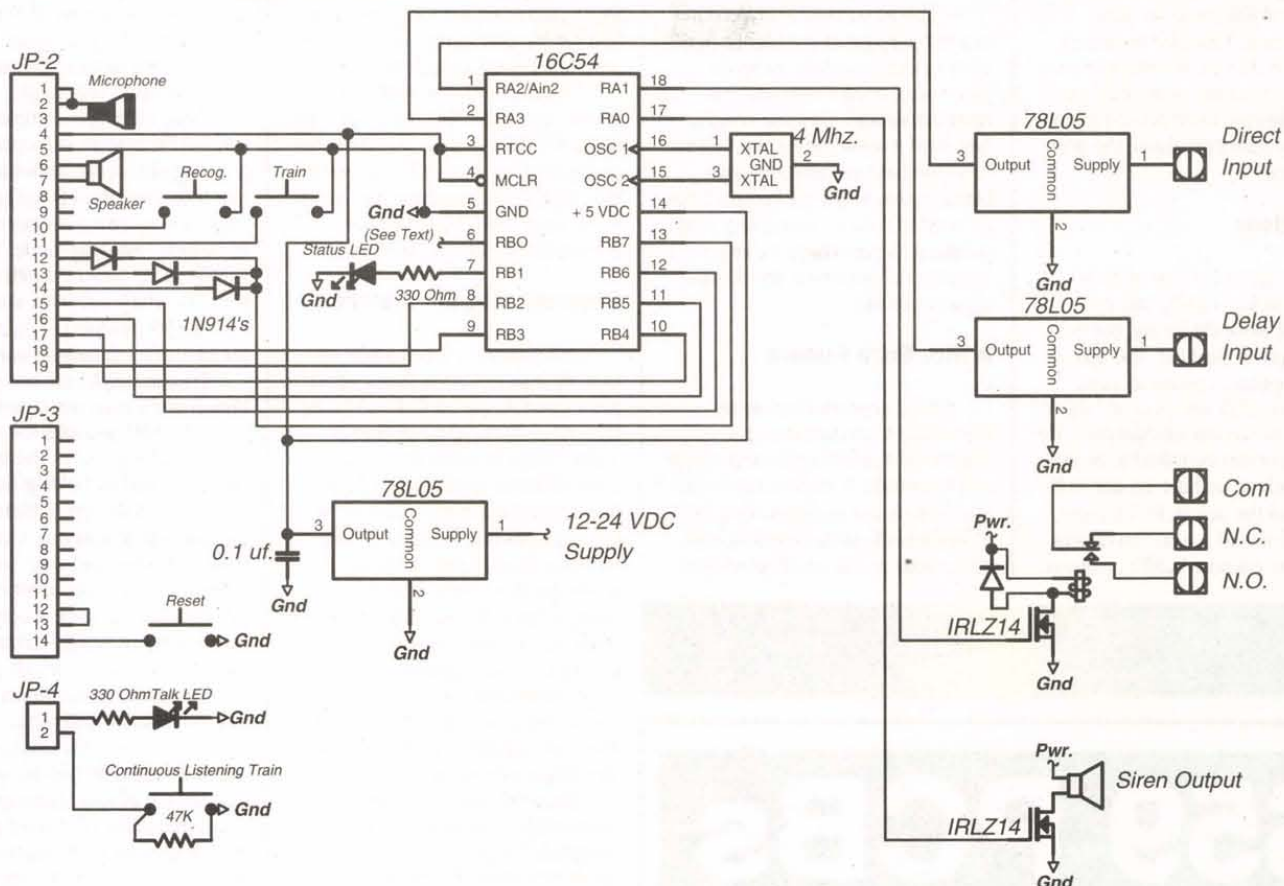
## Circuit Description

The VR Security System is based on a Sensory VD364 continuous



## Continuous Listening Voice Recognition Alarm System

Copyright (c) 2000-Dennis Shepard/Shepard Engineering Concepts



listening mode VR module which has been configured for a three-gateway word mode of operation. Each channel has five output commands available, which will be discussed in detail later in the article. Sensory's website at <http://www.sensoryinc.com> contains all the documentation, so we won't repeat it here.

The VR module is interfaced to a PIC 16C54 microcontroller chip which has 12 I/O lines. Six lines are used for interfacing and the other six lines take care of the system input and output options. The 1N914 'steering' diodes allow three different individuals to operate the system –

even in three different languages, if you like! The HEXFET transistors are used for high-current switching of the output options. If these options aren't required, simply eliminate the transistor for that option.

The digitally-generated siren output is fed to an ultra-low (0.2 ohm) HEXFET switching transistor which is rated at 60 VDC and 40 amps in the pulsed mode of operation. By using Watts law and not exceeding a low resistance value of 2 ohms, you can generate up to 1,800 watts of peak power! Don't forget a massive fan-cooled heatsink at this power rating, however. The rest of the system is relatively straightforward. We'll cover it in more detail in the set-up procedure.

## Voice Commands

Here's where it gets real interest-

ing. We'll break the commands down in generic terms and then discuss each one's function in detail. They are in order:

Command #	Function
1	Starts the program
2	Ends the program
3	Starts the program
4	Ends the program
5	Starts the program
6	Ends the program
7	Starts the program
8	Ends the program
9	Starts the program
10	Ends the program
11	Starts the program
12	Ends the program
13	Starts the program
14	Ends the program
15	Starts the program
16	Ends the program
17	Starts the program
18	Ends the program
19	Starts the program
20	Ends the program
21	Starts the program
22	Ends the program
23	Starts the program
24	Ends the program
25	Starts the program
26	Ends the program
27	Starts the program
28	Ends the program
29	Starts the program
30	Ends the program
31	Starts the program
32	Ends the program
33	Starts the program
34	Ends the program
35	Starts the program
36	Ends the program
37	Starts the program
38	Ends the program
39	Starts the program
40	Ends the program
41	Starts the program
42	Ends the program
43	Starts the program
44	Ends the program
45	Starts the program
46	Ends the program
47	Starts the program
48	Ends the program
49	Starts the program
50	Ends the program
51	Starts the program
52	Ends the program
53	Starts the program
54	Ends the program
55	Starts the program
56	Ends the program
57	Starts the program
58	Ends the program
59	Starts the program
60	Ends the program
61	Starts the program
62	Ends the program
63	Starts the program
64	Ends the program
65	Starts the program
66	Ends the program
67	Starts the program
68	Ends the program
69	Starts the program
70	Ends the program
71	Starts the program
72	Ends the program
73	Starts the program
74	Ends the program
75	Starts the program
76	Ends the program
77	Starts the program
78	Ends the program
79	Starts the program
80	Ends the program
81	Starts the program
82	Ends the program
83	Starts the program
84	Ends the program
85	Starts the program
86	Ends the program
87	Starts the program
88	Ends the program
89	Starts the program
90	Ends the program
91	Starts the program
92	Ends the program
93	Starts the program
94	Ends the program
95	Starts the program
96	Ends the program
97	Starts the program
98	Ends the program
99	Starts the program
100	Ends the program

1	Arm The System
2	Disarm The System
3	Silent Alarm Mode
4	RB0 = High
5	RB0 = Low

Arming the system allows each of the inputs to control both outputs according to the following logic. The direct input must be high to enable the system before the PIC will respond to the VR module output. Please note that the VR module will 'initiate' the commands with the delay input low. Obviously, this feature lets you enable the system within a protected area (your car, for example),

and then leave and secure the area (delay input becomes high) before the 30 seconds times out.

### Normal Mode

If we select Command 1, the LED will be on continuously for 30 seconds and then the LED will flash on and off at a 1-Hz rate. This 30-second interval is the 'arming' mode of operation. A low input on the direct input during this time will immediately cause the system to go into alarm. Once an alarm has occurred, the siren will cycle on and off for 30-second intervals. The relay output will be on continuously, though.

A low input on the delay input will cause the LED to extinguish immediately. You have entered the 'tripped' mode of operation and now have 30 seconds to enter the pro-

***We live in an age of rapidly changing technology. This has its good and bad points.***



ected area and disable the system using (Command 2). If you don't, then the outputs will go into 'alarm' mode as mentioned above. A direct input going low at any time during this interval will cause an 'alarm' mode, as well. Basically, the direct input is used to control the system from outside of the protected area and the delayed input is used to control the system from within the protected area.

## Silent Mode

If we select Command 3, the LED will 'flicker' rapidly and the inputs will work identically, but the siren output is disabled. This gives you the option to produce 'silent' alarms. The LED will show an 'alarm' mode by remaining extinguished. The relay output can be linked to an auto-dialer (such as we have on our website) to call the police, for example. Using Command 2, you can disarm the system anytime before an alarm

occurs. The LED will be extinguished in this mode.

## Resetting the System

It should be easy to understand that the purpose of the silence period is to let the system recognize your voice, using Command 2 to reset the system. Can you imagine how hard it would be for the system to understand you with the siren blasting away in the background! Yes, we tried to think of everything. And speaking of everything, we've got an undedicated output for you to use anyway you like.

## A Nice Extra Feature

RB0 is controlled solely by Command 4 and Command 5. Command 4 enables the output high and Command 5 enables the output low. This output operates completely independently of the alarm system commands. It has no effect whatsoever

on the LED, either. Let's say, for example, you use it to control a relay which interrupts the wiring to the starter on your car. That way, you can disable the starter, enable the alarm, and leave the car. Then, when you return, you can disable the alarm and then enable the starter.

I think it would be pretty hard for anyone to bypass this nor would they waste their time trying. The alarm will probably scare them off long before they figure out something else needs to be done. And that, of course, is the whole idea of any alarm system!

## Programming the System

The module is wired a little differently than the Voice Recognition X-10 Control System featured in the December 2000 issue of *Nuts & Volts*. This is because we're using three different 'gateway' words with five commands apiece. Each of the five commands is identical in function even though you could use different words or even different languages! Basically, the 'gateway' word could be as simple as your name, for example. Or, as sophisticated as any 2-1/2 second phrase of your choosing! By the way, this 2-1/2 second interval is available for all 'gateway' and command words.

Once the unit is assembled, we're ready to set it up for proper operation. On power up, the speaker will beep once to let you know the VoiceDirect module is okay. The talk LED will flash but extinguish if no training has occurred. Pressing the CL train (continuous listening mode) button will prompt you to say "word 1" and repeat it a second time. It will also tell you if it got it right, or if it didn't, and even why it didn't! Once you have trained your 'gateway' word, you're ready to train each of the five commands per 'gateway' word.

Each individual command is set up using the train (non-CL) button. It needs to be pressed for each word

because the system doesn't know beforehand how many commands it will be responding to. And it has to be completed for each of the three 'gateway' words in sequence. It will prompt you to say 'word 1-1.' This will continue through 'word 1-5.' Then it's time to train the second 'gateway' word, and so on.

Once training is complete, you can put the system into operation by pressing the recognize button. At that time, the talk LED will light indicating the system has entered the continuous listening mode. This LED is NOT to be confused with the status LED, which indicates alarm status. The VR module LED is an indicator for voice recognition only.

Pressing either the recognize button or CL train button will extinguish the LED and take the system out of listening mode. The system can be erased by holding down both the train and recognize buttons together for at least one second. The system will respond with "memory erased." There's lots of other prompts like "spoke too soon," "similar to previous word," "please talk louder." Once again, it's all covered in the documentation which is available on Sensory's website.

In operation, the talk LED is lit and will flash to let you know it's recognized the proper 'gateway' word. If it recognizes the next word as well, the appropriate command is sent. It will also tell you which command number was sent. If not, the unit has to recognize the 'gateway' word again before it will recognize another command.

We haven't gone into every detail in construction and use on purpose. That's entirely up to you. Please note that we didn't include a layout on the PCB for the relays or HEXFET transistors.

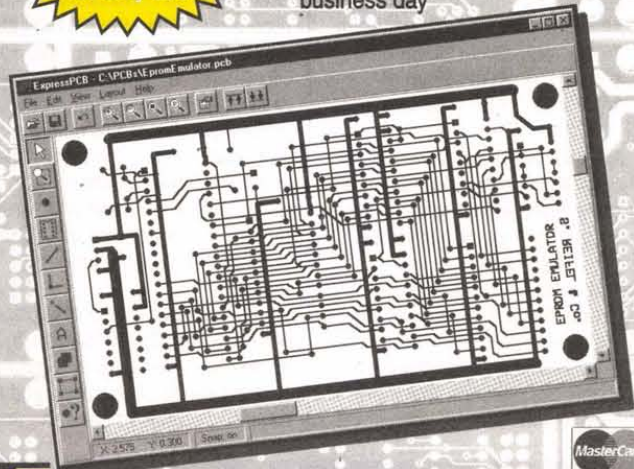
That was done deliberately to give you the greatest amount of flexibility, depending on what options you want to use. That pretty well sums it up. Enjoy ... **NV**

# \$59 PCBs

## And our layout software is **FREE**

Select our MiniBoard service and get 3 top quality 2.5" x 3.8" PCBs for only \$59

- 1 Download our board layout software
- 2 Design your 2-sided plated-through PCB
- 3 Select the type of boards you want
- 4 Send us your layout over the Internet
- 5 Small orders are shipped the next business day



**www.expresspcb.com**



Three different kits are available from Shepard Engineering Concepts. The first one consists of the preprogrammed PIC, ceramic resonator, and 78L05 voltage regulator for \$20.00 delivered anywhere in the continental US. The second kit includes the VoiceDirect 364 module ONLY for \$55.00. The third kit contains the VoiceDirect 364 Module and all components included above for \$70.00 including shipping and handling anywhere in the Continental US. California residents add 7.50% state sales tax. Payment methods preferred are money orders, certified checks, or Western Union. **Please make payments payable to: Dennis Shepard.**

**Shepard Engineering Concepts**

8315 D Laborough Dr., Bakersfield, CA 93311

web - <http://home.att.net/~dennis.shepard/>

email - [dennis.shepard@worldnet.att.net](mailto:dennis.shepard@worldnet.att.net)



# The SuperComputer of your Dreams is Here

Netcom #1 in Customer Service Since 1983

**IBM ROAD WARRIOR**  
Professional Road Equip-

## Waterproof! Drop-proof Use in Direct Sunlight

The #1 Choice of Major Service & Utility Companies  
for Outdoor Data Collection Applications  
Geological / Marine / Aerospace / GPS apps

**The ONLY Waterproof computer under \$5,000**

Silicone Rubberized & Diecast Case! Shock Mounted 1GIG Drive!  
ESD/EMF & RF Resistant, Works from -4 to 120 Deg F & Vacuum to 15,000 ft  
> 1- PCMCIA (type 1, 2 or 3), Serial & Parallel Ports in rear  
> 16m Ram / 1m Video / 32 Bit Local Bus 486-50 Mhz & Math Co-processor,  
> 28.8k Modem (Internet Ready) > Hydride Battery (\$150 Value) > W95  
> Sound & Mic > 8.25" Display-64 Shade Monochrome REFLECTIVE  
**OPTIONS**  
> GPS Receiver & s/w Preinstalled \$159 > Floppy Drive \$89  
> 12V Car cord \$29 > Desktop 48X Cd Rom \$159 > Touch Screen \$89  
> 33k Baud PCMCIA Fax-Modem Upgrade \$35 > Robust Carry Strap \$4  
> Multi Pocketed Carry Case > 2gig Drive \$109 / 3 gig \$149


Sold by IBM through their Local Area Network Div  
from \$4,699 to \$6,912 (they were never discounted)

email for more information  
& a Review from the NY Times

4 easy payments of  
**\$199.99**  
0% Financing!  
Discover Card only

for professional use

*This is it!*  
**GPS**  
option



Our Customers Give it  
**Great Reviews!**

**#1** for ANY  
**Business**

## CompuZilla™ 1000

SuperComputer at a Desktop Price

*Will Save Your Life*

10,000 Viruses hit the Web each month. If you've already gotten hit, you know it takes months to undo the damage. Should your Hard Drive ever go down, YIKES! **NOW, in minutes, you can completely back up your entire drive.** Infinitely faster than Zip drives. You can do it often. Now, it's easy. PLUS: For the first time ever, Removable hard drive bays allow you to use an unlimited number of different drives on your system. Change drives in seconds. Just pull em out.

### Totally Unique Features

No one has all the Features found on this machine regardless of price! The ease and convenience of the Dual CD & CD Recorder makes copying CD's easier than ever before. Just press a single button and walk away. That goes for Floppies too. You'll tell friends what this machine does but they won't believe it. They'll want to see it for themselves. It's all that and more. Fastest Computing speed, Fastest Video Speed, Supports ALL Maximum Video Resolutions Ever Created. "State of the art" Mother Board Easily expands to 1,500 Mhz with 1,000 M Ram & runs at 200Mhz Front side bus! You'll find it easy to upgrade every single feature of this machine.

**COMPUZILLA™ 1000** Now ONLY **\$1499**

Optional Hi Res Monitors Available up to 21"

Compare Anywhere, Beats ANY Machine & Made with Top Brand Components

Optional W98se with disk, Netcom System & Cloning Utilities only \$125  
Optional 8 Fan Cooling System \$24

**You Won't Find A Better Machine at ANY Price**

**CD Rom Works with ANY Computer**  
Desktop Parallel Port CD Drive  
Built-in Printer Port  
Power Supply & Audio output for DOS, W3.1, W95, W98  
**\$159**

## WORLD'S BEST ALL DUAL DRIVES

# 1,000 Mhz

AMD K7

**60Gig (30G x 2)**

**256MegRam**

**32Meg Video**

**Server Size Tower**

**2 Removable HDs**

**2 CDs 50X & CDRW**

**2 Floppies**

**DUPLICATES: Hard Drives  
CDs & Floppies**

**AntiVirus Firewall**

**Local Area Network 10/100**

**Ultra High Speed Modem**

**Stereo & Headset Ready**

2USB, 5PCI, 1AGP, 1 AMR, Line in/out,  
Mic, Midi /Game, 2 Ser, 1 Par,  
200MhzFSB, PC133, Mouse &  
Keyboard

email for more information

NOTHING ELSE COMPARES


**25" NOW 60Gig**

ANIMAL POWER



1 Year Warranty - Satisfaction Guaranteed - The Friendliest People - The Best Customer Service  
All Cards / Layaway / PAYMENT PLAN on Discover Card Only 843-650-5700 For Questions-or- email: netcomd@aol.com  
COD's SINGLE PAYMENT ONLY ORDERS ONLY 800-733-3733 ORDERS ONLY 12-6 EST Mon-Fri FAX 843 650 5777





by Jon Williams

# Stamp

## Applications

### Conversion Considerations

**W**hat we're going to do this month is demonstrate the differences and create portable code that's easy to update when we want to upgrade to a faster Stamp.

#### BS2 Family Review

Module	I/O Pins(1)	Programs	Scratch RAM(2)	Speed(3)	Current @ 5V
BS2	16 + 2	1 x 2K	N/A	1	8 mA
BS2sx	16 + 2	8 x 2K	63 bytes + 1	2.5	60 mA
BS2e	16 + 2	8 x 2K	63 bytes + 1	1	20 mA
BS2p-24	16 + 2	8 x 2K	127 bytes + 5	3	40 mA
BS2p-40	32 + 2	8 x 2K	127 bytes + 5	3	40 mA

#### Notes:

1. Each Stamp has two dedicated serial I/O pins. These pins are used for programming and can be used (as pin 16) with **SERIN** and **SEROUT**.

2. The BS2p scratchpad RAM locations 127 through 131 are read-only.

3. Speed is shown relative to the BS2.

#### More Power Means More Current

You can see by the chart that all of the multi-program Stamps consume more current than the stock BS2. This is due to the change from a Microchip PIC to the Ubicom SX micro (a change necessitated by the desire for more program and variable space).

With five — yes, that's right, five — members of the BS2 family in circulation, it's very likely that we're going to start moving code from one to another; usually from a stock BS2 to one of the new units (BS2sx, BS2e, or BS2p). The new Stamp manual from Parallax does a great job explaining the speed differences between the various commands.

The BS2sx was the first multi-program Stamp. The BS2sx runs a full two-and-a-half times faster than the BS2, but at a significantly higher current. This is something to think about when using battery power for your applications.

Parallax responded to customer requests for a multi-program, lower-current Stamp with the BS2e. The BS2e uses the same micro as the BS2sx, but at a lower speed. The result is a multi-program Stamp that runs at the same speed as the stock BS2, and has the eight program slots of the BS2sx. This makes the BS2e a nice choice for updating when you run out of program space since there are no syntax changes required for the code to run properly.

#### More Memory

The BS2sx, BS2e, and BS2p have multiple program slots which means, in theory, that we should be able to write longer programs. Right? Well, yes and no. The new Stamps actually have separate banks of program space and a common area called the scratchpad RAM. So what do we do? The idea is easy: We simply

put subroutines or little-used code in one of the other program banks and call it when we need it. There's the rub. You see, we can't do a **GOTO** or **GOSUB** across program banks and, unless specific precautions are taken, our variables will get mangled when switching from one bank to another.

When using multiple program banks, I take advantage of the **BRANCH** function and design my main and secondary programs with a task-switcher approach. I generally prefer this design style since it eliminates a lot of **IF statement THEN addr** statements in the code. If conditions change that require a different code block to execute, the current task simply changes the task pointer variable. On the next pass through the switcher, the appropriate code will be run. This design is also helpful when using secondary program slots to store subroutines and other code.

For review, here's a simple task-switcher framework that will work with any Stamp:

```

' -----[ Title ]-----
'
' File..... TASKER.BS2
' Purpose... Task switcher framework
' Author.... Jon Williams
' E-mail.... jonwms@aol.com

' -----[ Program Description ]-----
'
' General purpose task-switcher for Stamp programs.

' -----[ Constants ]-----
'
NumTasksCON 2 ' number of tasks

' -----[ Variables ]-----
'
task          VAR      Byte      ' current task

' -----[ Initialization ]-----
'
Initialize:
task = 0 ' define first task

' -----[ Main Code ]-----
Main:
BRANCH task,[Task0,Task1] ' run current task block
NextTask:
task = task + 1 // NumTasks ' point to next task
GOTO Main ' back to top

' -----[ Subroutines ]-----
'
Task0:
' task code here
GOTO NextTask

Task1:
' task code here
GOTO NextTask

```

The point of this design is that the task variable keeps track of where we are in the program. We'll use this to our advantage when switching to another program slot. The current task gets saved so that when we come back, we know where to start running.

The multi-program BS2sx introduced three new keywords to PBASIC:

- **PUT location,byte\_data**
- **GET location,byte\_data**
- **RUN program\_slot**

**PUT** and **GET** work like **WRITE** and **READ** except that the data is written to or read from the Stamp's scratchpad RAM area. The BS2sx and BS2e each have 63 bytes (addressed as 0 to 62) of user



## STAMP APPLICATIONS

### Conversion Considerations

RAM; the BS2p has 127. The scratchpad RAM is common to all programs, so it's easy to use as a means of exchanging data between programs.

What about our main program variables? Well, if we're not careful, they can be clobbered by our secondary program. Is there a way to prevent this? Yes, there is. The trick is to copy our variable definitions from the main program to the secondary program. When the **RUN** function is executed, the variable space is not cleared as it is on a reset. If our definitions are the same in both our main and secondary programs, we can happily switch between the two without worry about the variables. Of course, there will be those programs where this isn't possible. In those cases, we can **PUT** variables that we need to save into the scratchpad and then **GET** them in the secondary program or when we return. If the secondary program requires its own local variables, simply place them after the shared definitions.

Let's put our little task switcher to work in a simple program that demonstrates these concepts. Be sure to change your \$Stamp definition to BS2sx or BS2p if you're not running a BS2e.

```

'-----[ Title ]-----
'
' File..... TASKER2.BSE
' Purpose... Task switcher demonstration with external subroutines
' Author.... Jon Williams
' E-mail.... jonwms@aol.com

' ($$STAMP BS2e, SUBS.BSE)          ' or BS2sx or BS2p

'-----[ Program Description ]-----
'
' Simple task switcher demonstration with external subroutines
' (in SUBS.BSE)

'-----[ Constants ]-----
'
NumTasksCON 3          ' number of tasks
SubNum      CON 0      ' RAM location of external

'-----[ Variables ]-----
'
task         VAR      Byte      ' current task
count1       VAR      Byte      ' byte counter
count2       VAR      Word      ' word counter

'-----[ Main Code ]-----
'
Main:
task = task + 1 // NumTasks      ' point to next task
RunTask:
BRANCH task,[Task0,Task1]      ' run current task block
GOTO Main                      ' back to top

'-----[ Subroutines ]-----
'
Task0:
PUT SubNum,0                    ' define external subroutine
RUN 1                          ' run subs program

Task1:
count2 = count2 + 10            ' local update
PUT SubNum,1                    ' define external subroutine
RUN 1                          ' run subs program

Task2:
DEBUG "(TASKER [2])*TAB,DEC count2,CR
PAUSE 500
GOTO NextTask

```

Notice that the first thing the program does is update the task variable. This is necessary since we'll be returning from an external program and need to update the task. This could be done externally, but I generally choose not to. Keep in mind that on reset, Task1 will be the first section of code that runs.

Okay, now for our subroutines program. Again, we must define any local variables after our shared definitions — this will keep our main program variables intact.

```

'-----[ Title ]-----
'
' File..... SUBS.BSE
' Purpose... External subroutines for BASIC Stamp program
' Author.... Jon Williams
' E-mail.... jonwms@aol.com

' ($$STAMP BS2e)          ' or BS2sx or BS2p

'-----[ Program Description ]-----

```

## Go Wireless With Our Modules

### SILRX/TXM

The TXM and SILRX modules are a transmitter and receiver pair which can achieve a one-way radio data link-up to a distance of 200m over open ground.

Both units are supplied in space-saving single-in-line packages and offer SAW controlled, wide band FM transmission/reception.

The modules are particularly suited to battery-powered, portable applications where low power and small size are critical design criteria.



### TX2/RX2

The TX2 and RX2 radio transmitter and receiver pair enable the simple implementation of a data link at up to 40kb/s at distances up to 75m in-building and 300m open ground. Both modules combine full screening with extensive internal filtering to ensure EMC compliance by minimizing spurious radiations and susceptibilities. The TX2 and RX2 modules will suit one-to-one and multinode wireless links in applications including car and building security, EPOS and inventory tracking, remote industrial process monitoring, and computer networking.

Because of their small size and low power requirements, both modules are ideal for use in portable, battery-powered applications such as hand-held terminals.



We now also offer long range **SPREAD SPECTRUM, FREQUENCY HOPPING** RF MODULES IN 900 MHz and 2.4 GHz

### RPC

The RPC module is an intelligent transceiver which enables a radio network link to be simply implemented between a number of digital devices. The module combines an RF circuit with processor-intensive low-level packet formatting and recovery functionality, requiring only a simple antenna and 5V supply to operate with a microcontroller or a PC.



### BiM

The BiM module integrates a low-power JHF FM transmitter and matching superhet receiver together with data recovery and TX/RX change over circuits to provide a low-cost solution to implementing a bi-directional short-range radio data link.



**Lemos International Co., Inc.**

65 Southbridge Street, Auburn, MA 01501

Phone (508) 798-5004 ♦ Fax (508) 798-4782

www.lemosint.com ♦ sales@lemosint.com

All products available in either 418 or 433 MHz

' Subroutines for TASKER.BSE

```

'-----[ Constants ]-----
'
SubNum      CON 0      ' RAM location of subroutine

'-----[ Variables ]-----
'
' (shared)
task         VAR      Byte      ' current task
count1       VAR      Byte      ' byte counter
count2       VAR      Word      ' word counter

' (local)
sub          VAR      Byte      ' subroutine to run

'-----[ Main Code ]-----
'
Main:
GET SubNum,sub                  ' read sub to run from RAM
BRANCH sub,[Sub0,Sub1]         ' run the subroutine
RUN 0                          ' return if bad sub number

'-----[ Subroutines ]-----
'
Sub0:
DEBUG "(SUBS [0])*TAB,DEC count1,CR
count1 = count1 + 1            ' show count1
                                ' external update of variable
PAUSE 100
RUN 0                          ' return to main program

Sub1:
DEBUG "(SUBS [1])*TAB,DEC count2,CR
PAUSE 100
RUN 0                          ' show count2
                                ' return to main program

```

Using this approach, you can extend your programming space and keep things organized. Just remember that if you have to pass word-sized variables via the scratchpad, two **PUT** and **GET** functions are required as **PUT** and **GET** work only with bytes.

### Speedy Updates

In addition to the added program space, the BS2sx and BS2p give us extra speed. This is great, especially when we're trying to get quite a bit done in a short period of time. What this means for us, however, is that we'll have to make changes in our code to accommodate the higher speed



# STAMP APPLICATIONS

## Conversion Considerations

of the new Stamps. Unfortunately, it's not a simple matter of factoring by 2.5 (BS2sx) or 3 (BS2p). For specifics, you need to consult the new (Version 2.0) Stamp manual. The new manual does a great job of detailing the speed differences for each function and it's available for download at no charge from Parallax.

The following functions will require updating when moving from the BS2 or BS2e to the BS2sx or BS2p:

- COUNT
- PWM
- RCTIME
- PULSIN
- DTMFOUT
- SERIN
- PULSOUT
- FREQOUT
- SEROUT

Let's take a look at one of these functions and what we can do to plan for changes with a faster Stamp. The following program reads the frequency from a simple pulse generator (Figure 1).

```

'-----[ Title ]-----
' File..... SHOWFREQ.BS2
' Purpose... Displays input frequency
' Author.... Jon Williams
' E-mail.... jonwms@aol.com

'($STAMP BS2)          ' or BS2e, BS2sx or BS2p

'-----[ Program Description ]-----
' This program reads an incoming square wave with PULSIN and displays the
' frequency in Hertz.

'-----[ I/O Definitions ]-----
F_pin      *CON      0      ' frequency input pin

'-----[ Constants ]-----
FreqCon CON    $0200      ' conversion for BS2/BS2e
'FreqCon CON    $00CC      ' conversion for BS2sx (0.80)
'FreqCon CON    $00BF      ' conversion for BS2p (0.75)

'-----[ Variables ]-----
pHigh      VAR      Word      ' high pulse width
pLow       VAR      Word      ' low pulse width
period     VAR      Word      ' cycle time (high + low)
freq       VAR      Word      ' frequency

Main:
PULSIN F_pin,0,pHigh      ' get high portion of input
PULSIN F_pin,1,pLow       ' get low portion of input
period = (pHigh + pLow) * FreqCon ' calculate cycle width
freq = 50000 / period * 20 ' calculate frequency

' display on DEBUG screen

DEBUG Home
DEBUG "Period..... ", DEC period, " uS ", CR
DEBUG "Frequency... ", DEC freq, " Hz "

GOTO Main                  ' do it again
END

```

I'm a big fan of using CONstants in my programs. I think it makes them easier to read and I know for a fact that it makes code easier to update. This program shows how we can use a constant for the frequency conversion (FreqCon) value in anticipation of an update to a faster Stamp.

We need to use a different value for each Stamp type because of the unit's value returned by PULSIN. Here's the breakdown:

- BS2/BS2e 2 us
- BS2sx 0.8 us
- BS2p 0.75 us

At first blush, you may get concerned over the unit's change from a whole number (2) to a fractional value. Thankfully, the  $\ast$  (star slash) operator lets us multiply fractional values. If the low-order byte of our star slash value is zero, we're simply multiplying by the whole number in the high-order byte.

It would be nice if all conversions were this easy, but the truth is that they aren't. That said, a little bit of planning will go a long way to simplifying your code conversions. PBASIC is surprisingly resilient and, in most cases, will support your update requirements without a lot of stress.

### New Commands In the BS2p

There are new commands in the BS2p that will be of interest to current Stamp users, specifically the LCD commands, I2C commands, and scanning inputs for changes.

Stamp users have been connecting standard parallel LCDs to Stamps since the days of the BS1.

When porting your BS2 apps to the BS2p, you'll need to note the connection requirements dictated by the BS2p. Here are the options:

LCD	Option 1	Option 2
LCD.E	BS2p.0 or BS2p.1	BS2p.8 or BS2p.9
LCD.R/W	BS2p.2	BS2p.10
LCD.RS	BS2p.3	BS2p.11
LCD.DB4	BS2p.4	BS2p.12
LCD.DB5	BS2p.5	BS2p.13
LCD.DB6	BS2p.6	BS2p.14
LCD.DB7	BS2p.7	BS2p.15

Any change required is well worth the trouble as the LCDOUT command is a joy to work with — all of the nice modifiers of SEROUT work with LCDOUT. Here's a neat little routine to right justify a number in the LCD:

```

RJ_Print:                                ' right justify
digits = width
LOOKDOWN temp,<[0,10,100,1000,65535],digits
LCDOUT LCDpin,pos,[REP " \"(width-digits),DEC temp]
RETURN

```

The routine prints the variable temp on the LCD at the location specified by pos. The width of the field is specified by the variable width. This routine works so nicely because we're able to use the REP and DEC modifiers with LCDOUT.

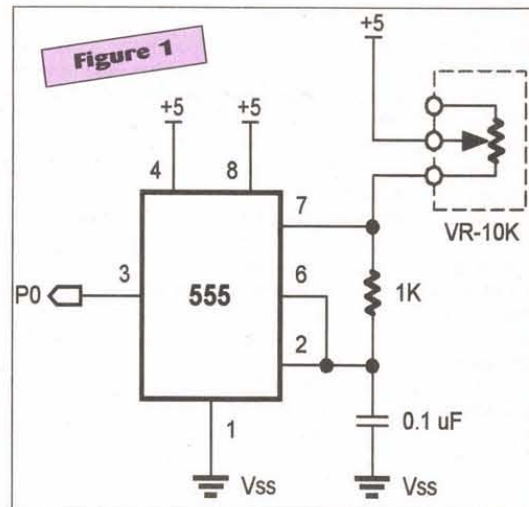
Many Stamp programmers have successfully connected I2C parts to the BS2, BS2sx, and BS2e. This is possible due to the synchronous nature of the Philips I2C buss. The only drawback is the manual code required to do it.

If connecting I2C parts to your Stamp projects, the BS2p will be a real time and code save. You only need to be mindful of the BS2p connection requirements imposed for I2C parts. Here are your options:

I2C Bus	Option 1	Option 2
SDA	BSP.0	BSP.8
SCL	BSP.1	BSP.9

Once again, any changes necessitated by these connection requirements will be well worth the effort. Like SERIN and SEROUT, I2CIN and I2COUT are very easy to use and work with the new SPSTR serial modifier. With SPSTR, you can buffer a large block of data from an I2C device to the scratchpad RAM area.

Another reason to consider the BS2p is if your current Stamp program is constantly scanning inputs for a change. By using the latching option of POLLMODE (mode value + 8), your inputs will be saved until the code has time to check them (and you can eliminate external latching hardware if you've been using it). By implementing the task-switcher design we discussed earlier, a task can be defined to check polled inputs by reading the interrupt pin states from scratchpad locations 128 through 131. The next





# STAMP APPLICATIONS

## Conversion Considerations

task or any other action can be determined by the state of the inputs. Be sure to re-issue **POLLMODE** to clear inputs before the next scan.

Finally, adding Dallas 1-Wire devices to anything other than the BS2p requires external hardware. If you're interested in using 1-Wire technology, the BS2p is the only way to go.

### Times Change

Products change. Luckily for us consumers, most product changes bring improvements and that is clearly the case with Parallax's BS2 series of controllers. One can only wonder what cool things are coming next. Whatever it is, I'm sure it will be worth the wait. Happy Stamping. **NV**

<pre> ' -----[ Title ]----- ' File..... SUBS.BSE ' Purpose... External subroutines for BASIC Stamp program ' Author.... Jon Williams ' E-mail.... jonwms@aol.com  ' (\$STAMP BS2e)                ' or BS2sx or BS2p  ' -----[ Program Description ]----- ' Subroutines for TASKER.BSE  ' -----[ Constants ]----- SubNum      CON      0          ' RAM location of subroutine  ' -----[ Variables ]----- ' (shared) task        VAR      Byte      ' current task count1      VAR      Byte      ' byte counter count2      VAR      Word      ' word counter </pre>			
<pre> ' -----[ Title ]----- ' File..... TASKER2.BSE ' Purpose... Task switcher demonstration with external subroutines ' Author.... Jon Williams ' E-mail.... jonwms@aol.com  ' (\$STAMP BS2e, SUBS.BSE)      ' or BS2sx or BS2p  ' -----[ Program Description ]----- ' Simple task switcher demonstration with external subroutines ' (in SUBS.BSE)  ' -----[ I/O Definitions ]-----  ' -----[ Constants ]----- NumTasksCON 3          ' number of tasks SubNum      CON      0  ' RAM location of external  ' -----[ Variables ]----- task        VAR      Byte      ' current task count1      VAR      Byte      ' byte counter count2      VAR      Word      ' word counter </pre>			
<pre> ' -----[ Title ]----- ' File..... SHOWFRQ.BS2 ' Purpose... Displays input frequency ' Author.... Jon Williams ' E-mail.... jonwms@aol.com  ' (\$STAMP BS2)                ' or BS2e, BS2sx or BS2p  ' -----[ Program Description ]----- ' This program reads an incoming square wave with PULSIN and displays the ' frequency in Hertz.  ' -----[ I/O Definitions ]----- F_pin      CON      0          ' frequency input pin  ' -----[ Constants ]----- FreqConCON \$0200        ' conversion for BS2/BS2e (2.00) FreqConCON \$00CC        ' conversion for BS2sx (0.80) FreqConCON \$00BF        ' conversion for BS2p (0.75) </pre>			
<pre> ' (local) sub          VAR      Byte      ' subroutine to run  ' -----[ Main Code ]----- Main: GET SubNum,sub          ' read sub to run from RAM BRANCH sub,[Sub0,Sub1]  ' run the subroutine RUN 0                  ' return if bad sub number  ' -----[ Subroutines ]----- Sub0: DEBUG "(SUBS [0])",TAB,DEC count1,CR ' show count1 count1 = count1 + 1          ' external update of variable PAUSE 100 RUN 0                        ' return to main program  Sub1: DEBUG "(SUBS [1])",TAB,DEC count2,CR ' show count2 PAUSE 100 RUN 0                        ' return to main program </pre>			
<pre> ' -----[ EEPROM Data ]-----  ' -----[ Initialization ]-----  ' -----[ Main Code ]----- Main: task = task + 1 // NumTasks          ' point to next task RunTask: BRANCH task,[Task0,Task1]          ' run current task block GOTO Main                          ' back to top  ' -----[ Subroutines ]----- Task0: PUT SubNum,0                      ' define external subroutine RUN 1                              ' run subs program  Task1: count2 = count2 + 10                ' local update PUT SubNum,1                      ' define external subroutine RUN 1                              ' run subs program  Task2: DEBUG "(TASKER [2])",TAB,DEC count2,CR PAUSE 500 GOTO NextTask </pre>			
<pre> ' -----[ Variables ]----- pHigh      VAR      Word          ' high pulse width pLow       VAR      Word          ' low pulse width period     VAR      Word          ' cycle time (high + low) freq       VAR      Word          ' frequency  Main: PULSIN F_pin,0,pHigh              ' get high portion of input PULSIN F_pin,1,pLow               ' get low portion of input period = (pHigh + pLow) * FreqCon  ' calculate cycle width freq = 50000 / period * 20         ' calculate frequency  ' display on DEBUG screen  DEBUG Home DEBUG "Period..... ", DEC period, " uS ", CR DEBUG "Frequency... ", DEC freq, " Hz "  GOTO Main                          ' do it again END </pre>			



**350MHz, TEKTRONIX 2467, MICRO CHANNEL PLATE CRT!**  
4 Channels, 500ps per div. in normal room light.

Displays intermittent variations as they happen. Captures the slowest one shot events with 4ms per division a 100 fold increase in the visual writing rate over conventional CRT. Features: 1 ns rise time, 500ps/Div time base, 2mV/Div vertical sensitivity at 350MHz, 20ps time interval resolution, 1Mohm / 50-ohm input, 500MHz trigger bandwidth, 7 channels. On-screen waveform cursors provide vertical & horizontal scale factors, trigger level, voltage, time, frequency, ratio values and mode indication. Complete with 2 probes, pouch, and manual. Mint cond. 90 day warranty.

**Now.....\$12K Now TEK2467.....\$3250.**

**HP 6034A, AUTORANGING POWER SUPPLY.**

With output of 0-60 volts at up to 10 amps, 200Watts max. All digital with dual LED displays and GPIB interface. Rack mountable. Front panel adjustable OVP.

**MARCH SPECIAL.....\$895ea.**

**ULTRA MINI and WEATHERPROOF, "LIPSTICK" CAM**

Sleek black anodized, alum. housing. O-Ring sealed & RAINPROOF. Adj. tilting mount. 1/3" CCD, 380 Lines, 0.3 Lux. AGC. Auto Shutter. 9-12VDC @100mA, 4mm, f1.8, 78° FOV real glass lens, NTSC video. <1ounce! IR SENSITIVE. 23mmX50mm, 36" cable with BNC video & DC barrel jack.

**GM-200K-STD.....\$69ea.**  
**Power adapter.....\$495ea.**

**ULTRA MINI, PINHOLE LIPSTICK CAMERA**

Sleek black anodized, alum. housing. So tiny you can install it directly into a door. Only a 0.9" diameter hole! 90° FOV Pinhole lens, a real glass lens, 1/2 ounce! Size only 23mm d.x.35mm long. Think of the places you could put this little jewel. Adj. tilting mount. 1/3" CCD, 380 Lines, 0.3 Lux. AGC. Auto Shutter. 9-12VDC @100mA, 36" cable with BNC video & DC barrel jack.

**GM-200KPH.....\$59ea.**  
**Power adapter.....\$495ea.**

**NEW, "COLOR STEALTH CAM"**  
**MICRO SIZE, with AUDIO!**

That's right! COLOR! In the same size package too! Sleek aluminum housing fits like a glove! Removable mtg. bracket & a 1.3M cable with BNC vid., RCA aud., internal mic! & DC pwr. jack for, no sweat hook up. Why fool around with an open P.C. board? Now you can have the "COLOR STEALTH CAM"

- 1/3" x 350 Lines
- Auto Shutter
- 270k pixels
- Focus: 10mm to inf.
- <1ounce!
- 0.7 Lux. AGC
- Pwr. 6-12V @30mA
- Std. 7mm, 56° FOV lens
- NTSC video
- Size: 31mm sq. x 28mm d.

**GM-4000S-STD w/audio, SPECIAL.....\$89ea.**

**NEW, BY POPULAR DEMAND, Universal Time and Date generator.**

Provides camera ID too! Type TG-060, is only about the size of a pack of cigarettes but solves the problem of time stamping and identifying any video signal. Has RCA jacks for video in and out. Operates from 12VDC. AC adapter included. Super simple 3 button operation. Rugged plastic case with Velcro strip for easy placement. **TG-060.....\$49ea. 2/\$89**

**NEW, "STEALTH CAM", MICRO SIZE, with AUDIO!**

The sleek aluminum housing fits like a glove! Removable mtg bracket & a 1.3M cable with BNC vid., RCA aud., internal mic! & DC pwr. jack for, no sweat hook up. Why fool around with an open P.C. board? Now you can have the "STEALTH CAM" 1/3" CCD x 410 Lines @ 0.3 Lux. AGC Auto Shutter. Pwr. 12V @110mA x 250k pixels. Std. 4mm, 78° FOV lens. Pinhole, 90° FOV. Focus: 10mm to inf. NTSC video <1ounce! IR SENSITIVE. Size: 31mm sq. x 29mm d. PH: 16mm d. Don't confuse with LOW RES., HIGH LUX C-MOS CAMERAS **GM-2000S-STANDARD OR PINHOLE, with audio, SPECIAL.....\$69ea.**

**PANASONIC DIGITAL, PROFESSIONAL, COLOR CCD CAMERA**

- Auto/Man White Bal.
- 8X f1.4 Zoom Lens
- 10.5 to 84mm / Macro
- Manual Zoom
- Stereo Mic Inputs
- NTSC Output
- Auto/Manual Iris
- Auto Focus
- 3 Step AGC
- Earphone Out

They are used in excellent condition. Specs: Res 380 Lines, S/N: 46dB, Sens. 7 lux. Size with lens: 10.75L x 4.5W x 4.5H. 1/1000 sec. electronic shutter for clear fast moving imagery. Supplied with users manual. New CA-10 slave New Panasonic WV-3203B power supply with video and audio RCA outputs as well! A \$2800 package, very impressive. **WV-D5000 SYSTEM, Special.....\$269ea. Complete.**

**16 CHANNEL DIGITAL VIDEO MULTIPLEXER, allows real time, multi-camera recording to tape.**

NEW! American Dynamics, 1484SL-16. Allows recording of up to 16 cameras on one video tape. Video loss detection and pre-loss frame memory. Manual/auto camera selection. Can be rack mounted. A commercial quality unit. **AD1484SL-16, Special.....\$349ea.**

**10V @ 2.5 AH SEALED, LEAD ACID, PACK.**

Each pack has 5, 2 Volt cells. D-size cells are arranged as 1X5 cells. Enclosed in an ABS outer shell. (removed for photo). Perfect for high drain applications. Make custom packs of any rating. Size: 7.5L x 2.8H x 1.5D. **SALE! 6-five packs for \$20, 40 for \$99**

**SUPER DEAL, RCA, 4 CHANNEL, VIDEO AUTO SWITCHER**

Model TC-1404. Connect up to four standard video signals to the rear panel BNC inputs and they will be sequentially output to a rear panel BNC video output. Front panel has adjustable, variable dwell time from 1 to 15 seconds per channel. LED channel indicators. Four, auto or manual toggle switches with channel bypass. Mini size only 4.2"W x 7.8"D x 1.2"H, ac powered. Video loop through. Direct 110VAC power. Used. **Special, TC-1404 Video Switcher.....\$49ea. 2 for \$89**

**MINIMOTOR SA, SWISS GEAR MOTOR, 50000 TINY**

State of the art "ironless" type, mini motor. Model: 1331T-0245. Includes a 14:1 Planetary gearbox. Size: 13mm d x 50mm L with 2mm d x 6mm L, flatted shaft, Ball bearings, solder terminals. Motor is mounted to an aluminum, black anodized base which includes a flex coupler to a worm gear/standard gear right angle drive. The output of this secondary drive is about 7.5:1. The RPMs are shown in the R/A column below. Size of R/A drive is: 1.18"W x 2.87"L x 0.76"H. Drive can be easily removed from the gearmotor in seconds if desired. Makes an excellent high torque drive for a small "Vehicle" or similar. Was intended for a water handling unit.

@Vin	InL	RPM	R/A	RPM
6V	18mA	177	24	
9V	21mA	257	37	
12V	24mA	381	50	

**VERY LIMITED QUANTITY**  
**TYPE 1335A.....\$25ea.**

**SUPER, MINI C-MOUNT CAMERAS,**

**Super sensitive, GM410 or the general purpose GM412,**

The GM-410 specs. B&W, size 1.5" sq. X 2.4", 250,000 Pixels, 380 Lines Resolution, Sensitivity 0.3 Lux. The GM410 specs. size only 1.5" sq. X 1.6", >270,000 Pixels, 410 Lines Res., Sens. 0.05 LUX. Both cameras are 1/3" CCD with AGC & Electronic shutter. 12V @110mA power. NTSC out. IR SENSITIVE, BNC video out, Both use std. DC pwr. jack. Aluminum housings with dual threaded top and bottom mounting. True performance not hype! These cameras will outperform ANY camera in this magazine. Multi-lens options are available to exploit their superior performance. GM412 shown bottom. GM410 shown top.

**GM412, less lens.....\$99.**  
**GM410, less lens.....\$149**

C-MOUNT LENSES		STANDARD	
16mm, f1.6, 15° FOV	\$39	4mm, 80° FOV	\$24
8mm, f1.3, 40° FOV	\$49	8mm, 40° FOV	\$24
4mm, f1.4, 78° FOV	\$49	12mm, 28° FOV	\$24

**NEW and IMPROVED, 0.003Lux, UNDERWATER B&W CAMERA, NOW 16X MORE SENSITIVE, and now with 12 INTERNAL, INFRARED LED'S!**

Sleek black anodized, BRASS, housing. O-Ring sealed & WATERPROOF down to 60feet. Adjustable mount included. Specs: 1/3" CCD, 400 Lines res, super 0.003 Lux sensitivity, AGC, Auto Shutter. 12VDC @200mA, 4mm, 78° FOV lens, A real glass lens. NTSC video out. Superior construction. SENSITIVE to IR. Ultra small size only 1.25" diam. X 2" long. With 60 ft. cable. Perfect as a remote area, pipe or ductwork inspection camera. Excellent for general outdoor use as well.

**GM-300KX-12.....\$179**

**NEW and IMPROVED, COLOR (down to 60 ft.) UNDERWATER, now with 12, Built-in WHITE LIGHT LED'S,**

Sleek black anodized, BRASS, housing. O-Ring sealed & WATERPROOF. Adjustable mount incl. Specs: 1/4" CCD, 350 Lines res., 0.5 Lux sensitivity, AGC, Auto Shutter. 12VDC @200mA, 4mm, 78° FOV lens, A real glass lens. NTSC video out. Superior construction. Ultra small size only 1.25" diam. X 2" long. With 60 ft. cable. Perfect as a remote area inspection camera. Now with TWELVE, super bright, white LED'S!

**BRAND NEW, GM-400K-12LED.....\$229ea.**

**ULTRA RESOLUTION & HIGH SENSITIVITY, SCIENTIFIC QUALITY CAMERA for demanding applications.**

Type GM-6000, offers 410K pixels, 570 lines resolution, < 0.1 LUX sensitivity. >45db S/N with AGC off. Access to all operating parameters from outside the camera. C or CS mount. Adjustable shutter speed from 1/60 to 1/100000sec. BLC on/off with adjustable area weighting. AGC on/off, gain, auto/aff., Auto iris selectable, DC/Video with level control, external/internal sync. 24VAC powered, adapter included. Video out on BNC. Industrial quality metal housing. Just the thing for scientific or low light.

**SPECIAL, GM6000.....\$199ea.**

**SPECIALTY HIGH VOLTAGE CAPACITORS, from JENNINGS and CORNELL DUBILIER**

First, we have a Jennings, CLF-50-0030, (shown left), vacuum capacitor, rated at 50pf ± 10% @ 30KV, Size: 2.2" Diam. x 6.5", if that's to much for you, we have the CD, type 4CM #10-2662-01 Aluminum electrolytic, rated at 560uf @ 400VDC, Size: 1.7" Diam. x 3.1"H, vertical PC board style mounting. Both are brand new. Limited quantity.

**Special, JEN-CLF.....\$99ea. or CD-560.....\$3ea.**

**RESOURCES UN-LTD.**

VISA, MC, AMEX, DISCOVER, COD.  
ORDER: 800-810-4070 TECH: 603-668-2499  
FAX: 603-644-7825  
Email: info@RESUNLTD4U.COM  
300 BEDFORD STREET, MANCHESTER, NH 03101

**END FIELD OF VIEW GUESSWORK! 3.5 to 8mm VARI-FOCAL LENS**

Brand New, super f1.8 lens allows you to smoothly adjust from a 97° FOV @ 3.5mm to a 44° FOV @ 8mm. Now you can frame your area of interest just the way you want it!

Standard CS-mount with adjustable focus and iris.  
**SPECIAL.....\$79ea. or 2 for \$149**

**WORLD'S SMALLEST 100mW VIDEO TRANSMITTER,**

USA WU22. Incredibly only 0.9" x 0.8" x 0.37" Transmits crystal controlled hi-res. images with 100mW output! The transmitter you've been waiting for.

Shown actual size. Much smaller than the 9V battery which powers it. Draws only 35mA! Factory tuned. Receive on cable channel 59. Will work with color or B&W cameras. UHF Bow tie antenna with balun and 3' F cable for TV included. **TXV-100.....\$159ea.**  
**TXV100 & GM200K-PH CAMERA.....\$209set**

**NEW! LCD COLOR, TFT, ACTIVE MATRIX DISPLAY Offers a super 5.6" VIEWABLE AREA, Pro System with Custom Case, BUILT-IN 12V GEL CELL, all A/V cables and charger. Super Deal.**

Pro System with Custom Case, BUILT-IN 12V GEL CELL, all A/V cables & charger. Super Deal. Finally we found a unit with exceptional quality at an affordable price. Perfect as a portable, general purpose color monitor for standard NTSC color or B&W video systems. Fully compatible with all our cameras as well as Camcorders, VCR's etc. Perfect as a rear view system with any video camera by virtue of its built in, mirror image function. Completely enclosed unit has adjustments for color, contrast, brightness & volume, for its internal stereo speakers! A 1/4 x 20 Tripod socket & a tilt down stand for table top inputs include: audio L&R and video on std. 1/8" mini jacks. External 12VDC on std. barrel connector. Specifications: 5.6", TFT active matrix LCD with 76.8K Pixels, CCRF backlighting with 270cd/m Luminance. 500mW audio output available on std. 1/8" jack. 12V8600mA powered, 500mW min. or std. line level audio input. Size: 6.4"W x 5.25"H x 2.2"D. First quality Pro model includes a luggage quality, custom made, padded case, dual removable straps for shoulder and/or holding at waist level for hands free viewing. Built into the case is a 12V GEL Cell, rechargeable battery plus a complete set of A/V cables. AC power adapter, power switch & charger.

**GMTF56-PRO \$344ea. GMTF56 Display only \$299ea.**

**NEW, 9" SECURITY MONITORS, Hi-resolution, 700 Line, B&W units. 90 day warranty. BNC video in and loop through. Rugged steel case. Current production model. Limited qty. They will make your video look super!**

**SPECIAL.....\$99.00ea.**

**PORTABLE MINI PRINTER, 40 COLUMN, with INTERNAL NI-CAD POWER!** The model SD222-1000 is a NEW & very cool, self contained, alphanumeric/graphic, impact printer. Standard parallel port, internal NI-CAD power supply. Can be powered via the 9VDC pwr. adapter supplied and they will be sequentially output to a rear panel BNC video output. Front panel has adjustable, variable dwell time from 1 to 15 seconds per channel. LED channel indicators. Four, auto or manual toggle switches with channel bypass. Mini size only 4.2"W x 7.8"D x 1.2"H, ac powered. Video loop through. Direct 110VAC power. Used. **Special, TC-1404 Video Switcher.....\$49ea. 2 for \$89**

**WOW! COMPUMOTOR, 4000 MOTION CONTROLLER PLUS, TWO, SERIES LE, STEPPER MOTOR DRIVERS.**

Motion, 1 to 4 axes of step & direction control. Accepts encoder position feedback. I/O. Optically isolated programmable inputs (24) and outputs (24) compatible with industry standard signal conditioning products. Features: 4000 Programmer/Operator Panel, Detachable can be mounted remotely. Dedicated jog function for each axis. Four-line, backlit, Liquid Crystal Display (LCD). Six soft-function keys labeled by the LCD change definition as needed. Sealed membrane keypad. Language, Simple BASIC-like motion control program language. (No software supplied.) Multiple programs may be entered and saved. Feedrate override allows operator interaction. Insert, edit, copy & delete functions. User-defined operator prompts. Linear interpolation on up to four axes. Teach mode uses analog joystick (not supplied) inputs or operator panel jog keys. Interface Capability. Remote programming capability over RS-232C and IEEE-488, remote program downloading and uploading. Second RS-232C port for operator messages or control of other devices. **Special System.....COMP4000/LE.....\$1495 Ltd. Qty.**

**DOVER AIR BEARING X/Y TABLE, is ULTRA PRECISE, Like New. The ultimate in precision motion control. Leadscrew operated air bearing tables with 1-20 Microns typical repeatability. Straightness, < 1 micron each axis, angular error, < 1 arc/sec. Squareness, < 5 arc/sec. Unit has 4"x5" travel with two Compumotor LE57-MTR steppers attached. Ready to play with our Compumotor 4000 series system above. **DOVER-B45, \$949 with COMP4000/LE & cables \$2250****

**DC GEAR MOTOR, BUEHLER PRODUCTS, type 127K01880. SOLID CONSTRUCTION, HIGH TORQUE.**

These are brand new, very rugged gearmotors. They offer a 5mm diameter x 9mm long, flatted output shaft, located off-center (approximately 10mm from the edge of the 35mm diameter gearbody). Overall size: 35mm d x 73mm L including the shaft with 2" red and black leads. The motors are rated at 17VDC nominal and provide the following speeds:

@Vin	I No LOAD	RPM
12V	60mA	360
15V	62mA	450
17V	64mA	523

**BUEHLER 127K.....\$10ea. or 3 for \$25**



# Events

## MARCH 2001

### March 2-3

**FL - NEW PORT RICHEY** - Hamfest. Fred K. Marchman Technical Education Center, 7825 Campus Dr. 8am-5pm. Talkin: 146.670. Gulf Coast ARC, Rick Brown KF4GXS, 727-863-1457. Email: richar@gte.net. Web: <http://gcarc.qib.net>

### March 3

**AR - RUSSELLVILLE** - Hamfest. Hughes Community Center, Knoxville & Parkway. 8am-4pm. Talkin: 146.820. AR River Valley AR Foundation, Margaret Alexander KC5MCS, 501-968-7270. Email: ealexand@cswnet.com Web: <http://www.cswnet.com/~arvarf/hamfest.htm>  
**CA - REDDING** - Hamfest. Shasta Cascade ARS, Jim Bremer KE6OUA, email: ke6oua@aol.com

**IA - COUNCIL BLUFFS** - Hamfest. Southwest Iowa ARC, Rich Swig WA0ZQG, 712-256-7775. Email: wa0zqg@arri.net  
**KY - CAVE CITY** - Hamfest. Mammoth Cave ARC, Marty Edwards KC4BFF, 270-528-2447. Email: medwar@scrtc.com Web: <http://www.scrtc.blue.net/mcarrc>  
**NJ - PARSIPPANY** - Hamfest. PAL Bldg., 33 Baldwin Rd. VE session. Talkin: 146.985-PL 131.8. Splitrock ARA, Peter Glenn KC2KI, 973-442-0772 or 888-511 SARA. Email: splitrock@worldnet.att.net Web: <http://ham.hsix.com/sara>  
**OK - ELK CITY** - Hamfest. West Central OK ARC, Earl Bottom N5NEB, 580-821-0633. Email: n5neb@logixonline.net

### March 4

**NY - LINDENHURST** - Hamfest. Knights of Columbus Hall, 400 S. Broadway. 9am-2pm. VE exams. GSBARC & SCRC, Phil Lewis N2MUN, 631-226-0698. Email: info@gsbarc.org Web: <http://www.gsbarc.org>

### March 10

**AR - HARRISON** - Hamfest. Harrison Junior High School Cafeteria, 515 S. Pine St. 8am-1pm. VE testing. North Arkansas ARS, Bill Rose N5VKF, 870-741-6968. Email: billrose@cswnet.com Web: <http://www.qsl.net/naars>  
**AZ - SCOTTSDALE** - Hamfest. Scottsdale ARC, Roger Cahoon KB7ZWI, 480-948-1824 home, 602-725-7256 mobile. Email: rgcahoon@uswest.net  
**CA - LINDA** - Hamfest. Yuba-Sutter ARC, Ron Murdock W6KJ, 530-674-8533  
**MO - KANSAS CITY** - Hamfest. Ararat Shrine, 5100 Ararat Dr. Talkin: 145.13. Steve Dowdy WJ0I, 816-941-3392. Email: sdowdy@kcrr.com  
**TN - KNOXVILLE** - Hamfest. Kerbela Temple, 315 Mimosa Ave. 8am-4pm. Talkin: 144.83T/145.43R or 146.52 simplex. Kerbela ARS, Paul Baird KP3B, 865-986-9562  
**WA - PUYALLUP** - Hamfest. Mike & Key ARC, Michael Dinkelman N7WA, 425-867-4797. Email: mwdink@eskimoo.com

### March 10-11

**NC - CHARLOTTE** - Hamfest & ComputerFair. Charlotte Merchandise Mart, 2500 E. Independence Blvd. The Mecklenburg ARS, Tom Hunt KA3VVJ, 704-948-7373 day & eves. until 9pm EST. Email: dealers@w4bfb.org Web: <http://www.w4bfb.org/hamfest.html>

### March 11

**MA - AMHERST** - Hamfest. Regional Middle School, 170 Chestnut St. Talkin: 146.94- no PL. MTARA, Cindy Loiero KI1SS, 413-568-1175. Email: n1fi@arri.net

### March 17

**CT - POMFRET** - Hamfest. Eastern Connecticut ARA, Paul Rollinson KE1LI, 860-928-2456. Email: kelli@arri.net  
**FL - FT. WALTON BEACH** - Hamfest. Playground ARC, Louis Carter KF4HRM,

# CALENDAR

The Events Calendar is a free service for publicizing electronic events such as amateur radio hamfests, flea markets, etc. If your organization is sponsoring an event and would like a free listing, contact us at least 60 days in advance. Include your flyer, estimated attendance, name of the person to contact, and phone number.

Complimentary issues are available upon request for distribution to your attendees. A street address for UPS is required.

While we strive for accuracy in our calendar, we can not be responsible for errors or cancellations. The information contained in this column is for the use of the readers of *Nuts & Volts* and may not be republished in any form without the written permission of T & L Publications, Inc.

All listing information should be sent to:

**Nuts & Volts Magazine  
Events Calendar**  
430 Princland Court  
Corona, CA 92879  
Phone 909-371-8497  
Fax 909-371-3052  
E-mail [events@nutsvolts.com](mailto:events@nutsvolts.com)

## COMPUTER SHOWS

**AGI Shows**, 317-299-8827  
E-Mail: [info@agishows.com](mailto:info@agishows.com)  
<http://www.agishows.com>

**Blue Star Productions**  
612-788-1901  
<http://www.supercomputersale.com>

**Computers And You**, 734-283-1754  
[www.a1-supercomputersales.com](http://www.a1-supercomputersales.com)

**Computer Central Shows**  
630-782-4625 Fax 630-834-2594  
E-Mail: [cc@gats.com](mailto:cc@gats.com)  
[www.computercentralshows.com](http://www.computercentralshows.com)

**Computer Country Expo**  
847-662-0811 Web: [www.ccxpo.com](http://www.ccxpo.com)

**Five Star Productions**  
810-379-3333 E-Mail: [jeff@fivestar](mailto:jeff@fivestar)  
[www.fivestarsystems.com](http://www.fivestarsystems.com)

**Gibraltar Trade Center, Inc.**  
734-287-2000 Taylor, MI.  
E-Mail: [taylor@gibraltartrade.com](mailto:taylor@gibraltartrade.com)  
[www.gibraltartrade.com](http://www.gibraltartrade.com)

**Gibraltar Trade Center, Inc.**  
810-465-6440 Mt. Clemens, MI.  
E-Mail: [mtclemens@gibraltartrade.com](mailto:mtclemens@gibraltartrade.com)  
[www.gibraltartrade.com](http://www.gibraltartrade.com)

**KGP Productions**  
1-800-631-0062, 732-297-2526  
E-Mail: [kgp@mail.com](mailto:kgp@mail.com)

**MarketPro, Inc.**, 201-825-2229  
<http://www.marketpro.com>

**MarketPro, Inc.**, 301-984-0880  
E-Mail: [md@marketpro.com](mailto:md@marketpro.com)  
<http://www.marketpro.com>

**ComputerShow**  
770-663-0983  
E-Mail: [narisam@aol.com](mailto:narisam@aol.com)  
Web: <http://www.showsale.com>

**Northern Computer Shows**  
978-744-8440  
E-Mail: [inquiries@ncshows.com](mailto:inquiries@ncshows.com)  
Web: [ncshows.com](http://ncshows.com)

**Peter Trapp Computer Shows**  
603-272-5008  
Web: [www.petertrapp.com](http://www.petertrapp.com)

## March 31-April 1

**MD - TIMONIUM** - Greater Baltimore HamBoree & Computerfest/MD State ARRL Convention. Timonium Fairgrounds, York Rd. Baltimore ARC, Sharon Dobson N3QQC, 410-HAM-FEST or 800-HAM-FEST. Email: [k3duh@amsat.org](mailto:k3duh@amsat.org) Web: <http://www.gbhc.org>

## APRIL 2001

### April 1

**CT - SOUTHTON** - Hamfest. Southington High School. Talkin: 145.49, 224.80, and 444.25. Southington ARA, Chet Bacon KA1ILH, 860-628-9346. Email: [ka1ilh@chetacon.com](mailto:ka1ilh@chetacon.com) Web: <http://www.chetacon.com/sara/htm>

### April 6-7

**WI - MILWAUKEE** - AES Superfest 2001. Amateur Electronic Supply, Ray Grenier K9KHW, email: [rayk9khwaol.com](mailto:rayk9khwaol.com)

### April 7

**IN - COLUMBUS** - Hamfest. Bartholomew County 4H Fairgrounds, Community Bldg., State Rd 11. 8am-2pm. Talkin: 146.790/146.190. Columbus ARC, Marion Winterberg WD9HTN, 812-342-4670. Email: [carc.in@yahoo.com](mailto:carc.in@yahoo.com)  
**MO - LEBANON** - Hamfest. Lebanon ARC, Chuck Sears AA0RK, 417-589-8122. Email:

850-243-4315. Email: [parcfest@aol.com](mailto:parcfest@aol.com)  
Web: <http://www.bsc.net/playground/>  
**FL - STUART** - Hamfest. Martin County Fairgrounds, 2616 S. Dixie Hwy. 8am-3pm. Talkin: 147.060. Martin County ARA, Romund Madson KS4KM, 561-337-1841  
**GA - MARIETTA** - Hamfest. Kennehoochie ARC, Margaret Durham KB4KW, 770-977-4405. Email: [mjanewalls@aol.com](mailto:mjanewalls@aol.com) Web: <http://qsl.asti.com/hootch/karc-hamf.html>  
**MI - MARSHALL** - Hamfest. Marshall High School. 8am-3pm. Talkin: 146.66, 146.52 simplex. Southern MI ARS & Marshall High School Photo Electronics Club, Jim Holloway KG8GZ, 616-963-6602  
**WV - CHARLESTON** - Hamfest. William H. (Jack) Kibler, Jr. K8WMX, 304-722-3150. Email: [k8wmx@juno.com](mailto:k8wmx@juno.com)

### March 17-18

**LA - RAYNE** - Hamfest. Acadiana ARA, L. "Al" Oubre K5DPG, 337-367-3901. Email: [k5dpg@arri.net](mailto:k5dpg@arri.net) Web: <http://www.acadiana.net/w5ddl>  
**TX - MIDLAND** - State Convention. Midland County Exhibit Bldg. Sat: 8am-5pm, Sun: 8am-2pm. VE exams. Midland ARC, Pete Stull WB7AMP, 915-686-6755 or 915-362-6644, email: [W5QGG@arri.net](mailto:W5QGG@arri.net) Larry Nix email: [oilman29@home.com](mailto:oilman29@home.com) Web: <http://www.w5qgg.org/>

### March 18

**IL - STERLING** - Hamfest. Sterling-Rock Falls ARS, Lloyd Sherman KB9APW, 815-336-2434. Email: [lshearn@essex1.com](mailto:lshearn@essex1.com)  
**OH - MAUMEE** - Hamfest. Lucas County Recreation Center, 2901 Key St. 8am-2pm. Talkin: 147.27-. TMRA, Paul Hanslik N8XDB, 419-385-5056. Web: [www.tmrhamradio.org](http://www.tmrhamradio.org)  
**WI - JEFFERSON** - Hamfest. Tri-County ARC, John Satterlee WA9SAB, 920-563-6381 eves. Email: [tricityarc@globaldialog.com](mailto:tricityarc@globaldialog.com)

### March 24

**CANADA - ONTARIO - BRAMPTON** - Hamfest. Peel and Mississauga ARCS, Michael Brickell VE3TKI, 905-826-5176. Email: [ve3tki@rac.ca](mailto:ve3tki@rac.ca)  
**MI - ST. PAUL** - Hamfest. Concordia University, Ganglehoff Center, 235 Hamline Ave. 8:30am-3pm. VE testing. Robbinsdale ARC, Harriet Johanson KB0UPH, 763-537-1722. Email: [k0lct@visi.com](mailto:k0lct@visi.com) Web: <http://www.visi.com/~k0lct>  
**WV - BECKLEY** - Hamfest. Plateau ARA & Black Diamond ARC, James Martin KC8JSZ, 304-465-1428. Email: [w373@inetone.net](mailto:w373@inetone.net)

### March 24-25

**FL - SARASOTA** - Show. Sarasota Municipal Auditorium, 801 N. Tamiami Trl. Frank Cox 941-954-0202

### March 25

**IL - GRAYSLAKE** - Hamfest. Lake County Fairgrounds. VE testing. Talkin: 146.52 simplex. North Shore RC, Jacob Fishman KF9FZ, 847-291-4160. Email: [kf9fz@arri.net](mailto:kf9fz@arri.net)

### March 30-31

**NE - NORFOLK** - Convention. Northeast Community College Lifelong Learning Center, 801 E. Benjamin Ave. VE testing. Talkin: 146.730-. Elkhorn Valley ARC, Sam Seikaly WA6BRE, 402-379-4073. Email: [sseikaly@compnet.com](mailto:sseikaly@compnet.com) Web: <http://www.qsl.net/evarc/>

### March 31

**CT - WATERFORD** - Auction. Waterford Senior Center, Rt. 85. Talkin: 146.730-. RASON, Mark Noe KE1IU, 860-536-9633. Bruce Adams KA1ZMZ, 860-886-1837. Email: [badams01@aol.com](mailto:badams01@aol.com) Web: <http://www.rason.org>  
**KY - ELIZABETHTOWN** - Hamfest. Lincoln Trail ARC, Leon Priest N4TFK, 270-351-4721. Email: [n4tfk@qsl.net](mailto:n4tfk@qsl.net) Web: <http://www.qsl.net/w4bej>  
**TX - BRENNHAM** - Hamfest. Brenham ARC, Dan Lakenmacher N5UNU, 979-836-8739. Email: [lindan@pointcom.net](mailto:lindan@pointcom.net) Web: <http://www.alpha1.net/~barc>



# Events CALENDAR

freedom1@advertisnet.com  
**NH - LONDONDERRY** - Hamfest. Lion's Club Hall, Mammoth Rd., Rt. 128. VE sessions. Talkin: 146.850/PL 85.4. Interstate Repeater Society, Paul Gifford K1LL, 603-883-3308. Email: K1LLX@juno.com

April 8

**NC - RALEIGH** - Hamfest. NCS Fairgrounds, Jim Graham Bldg. 8am-4pm. Raleigh ARS, Chuck Littlewood K4HF, 919-872-6555. Email: k4hf@arri.net

Web: http://www.rars.org

**WI - STOUTTOWN** - Hamfest. Mandt Community Center, Stouttoun Junior

Fairgrounds. Talkin: 147.150. Madison Area Repeater Assn., Paul Toussaint N9VWH, 608-245-8890. Email: n9vwh@arri.net Web: http://www.qsl.net/mara/

April 20-21

**AR - LITTLE ROCK** - Hamfest. Expo Center. Fri: 4pm-8pm, Sat: 8am-4pm. Jim Blackmon K5VZ, 870-246-6734 office, 870-246-7833 home. Email: k5vz@ezclick.net Web: http://www.aristotle.net/~hamfest

April 21

**FL - TAMPA** - Hamfest. Tampa ARC, Biff Craine K4LAW, 813-265-4812. Email: k4law@arri.net Web: http://www.hamclub.org  
**NC - MORGANTON** - Hamfest. Burke Co. Fairgrounds. Talkin: 146.745. Catawba Valley, Tom 828-433-6205, Larry: af4hx@worldnet.att.net  
**NJ - WEST ORANGE** - Hamfest. West Orange High School, 600 Pleasant Valley Way. 8:30am-1pm. VE session. IRAC, Jim Howe N2TDI, 973-402-6066. Email: jimn2tdi@att.net Web: www.qsl.net/k2gq  
**OH - COALTON** - Hamfest. Jackson County ARC, Edgar Dempsey KD8XL, 740-286-3239. Email: kd8xl@ohiohills.com

**VA - CHESAPEAKE** - Hamfest. Chesapeake ARS, Richard Siff WA4BUE, email: melody@pilot.infi.net  
**TX - BELTON** - Hamfest. Bell County Expo Center. Talkin: 146.820, PL 123. Temple ARC, Mike LeFan WA5EQQ, 254-773-3590. Email: hamexpo@tarc.org Web: http://www.tarc.org

April 28

**CA - SONOMA** - Hamfest. Sonoma Valley Veteran's Memorial Bldg., 126 First St. W. 8am-12pm. VE exam. Talkin: 145.35, -600, PL 88.5. VOMARC, Darrel Jones WD6BOR, 707-996-4494  
**SC - WINDSOR** - Hamfest. Salkehatchie ARS, Adam Hoffman AF4QZ, 803-245-4673. Email: af4qz@arri.net Web: http://www.qsl.net/kf4cvo

April 29

**IL - ARTHUR** - Hamfest. Moultrie/Douglas County Fairgrounds. 8am-1pm. Talkin: 146.055/146.655 and 449.275/444.275. Moultrie ARK, Ralph Zancha WC9V, 217-543-2178 days or 217-873-5287 eves. Email: rzancha@one-eleven.net  
**OH - ATHENS** - Hamfest. Athens County ARS, Drew McDaniel W8MHV, 740-592-2106. Email: dmcddaniel1@ohio.edu  
**OH - CANFIELD** - Hamfest. Mahoning County Career and Technical Center, 7300 N. Palmyra Rd. 8am-2pm. VE exams. Twenty Over Nine Radio Club, Don Stoddard N8LNE, 330-793-7072. Email: n8lne1@juno.com  
**PA - WASHINGTON** - Hamfest. Washington Amateur Communications Club, Jim Burtoft KC3HW, 724-228-0546. Email: jbur@mlnynk.com

MAY 2001

May 5

**AZ - SIERRA VISTA** - Hamfest. Cochise ARS, Robert Warren KF7JT, 520-803-1453. Email: warne@juno.com Web: http://www.qsl.net/k7rdg  
**MI - CADILLAC** - Hamfest. Cadillac Junior High School. 8am-12pm. VE exams. Talkin: 146.980/K8CAD-R. Wexauke ARC, Rick Hockridge K8WZS, email: k8wzs@arri.net  
**SC - GREENVILLE** - Hamfest. Blue Ridge ARS, Bob Watson W4RGW, 864-833-2204. Email: w4rgw@arri.net Web: http://www.brars.org  
**WI - CEDARBURG** - Hamfest. Ozaukee Radio Club, Gene Szudrowitz KB9VJP, 262-377-6792. Email: szudg@msn.com

May 5-6

**AL - BIRMINGHAM** - Hamfest. Zamora Temple. Sat: 9am-5pm, Sun: 9am-4pm. FCC exams. Talkin: 146.08. BARC, Glenn Glass KE4YZK, 205-681-5019. Email: ke4yzk@bellsouth.net Web: http://www.w4cuc.com  
**TX - ABILENE** - West TX State Convention. Abilene Civic Center. Sat: 8am-5pm, Sun: 8am-2pm. VE exams. Talkin: 146.160/760. Key City ARC, Peggy Richard KA4UPA, 915-672-8889. Email: ka4upa@arri.net Web: http://www.angelfire.com/tx/kcacr76/hamfest.html

May 6

**IL - SANDWICH** - Hamfest. Sandwich Fairgrounds. 8am-1pm. Talkin: 146.73- or 146.52 simplex. KARC, Bob Yurs WB9ICU, 815-895-3310. Email: w9icu@home.com http://tbcnet.com/~jleopard/hamfest.htm  
**MD - HAGERSTOWN** - Hamfest. Washington County Agricultural Center. VEC exams. Talkin: 147.090. Antietam Radio Assn., Carl Morris WN3DUG, 717-267-3411. Email: morriscv@cnv.net Web: http://www.qsl.net/w3cwc  
**NY - YONKERS** - Flea Market. Lincoln High School, Kneeland Ave. 9am-3pm. VE Exams. Talkin: 440.425 PL 156.7, 223.760 PL 67.0, 146.910, 443.350 PL 156.7. Metro 70cm Network, Otto Supliski WB2SLQ, 914-969-1053. Email: wb2slq@juno.com Web: http://www.metro70cmnetwork.com  
**PA - WRIGHTSTOWN** - Hamfest. Middletown Grange Fairgrounds. VE testing. Talkin: 147.09 and 443.950. Warmminster ARC, Tony Simek N3YNH,

## Roger's Systems Specialist

24895 Avenue Rockefeller  
 Valencia California 91355  
 "We Have Great Connections"  
 Computer • Telecommunications  
 Network • Audio • Video

MONDAY - FRIDAY  
 8AM - 5PM  
 SATURDAY  
 8AM - 2PM

www.rogerssystems.com

### CAT. 5 CABLE

Also available  
 in many  
 colors!!

Grey

TE-038-L5	3ft. Straight Patch	\$1.75
TE-068-L5	7 ft. Straight Patch	\$2.00
TE-128-L5	14ft. Straight Patch	\$3.00
TE-258-L5	25ft. Straight Patch	\$5.00
TE-508-L5	50 ft. Straight Patch	\$8.00
TE-758-L5	75ft. Straight Patch	\$14.00
TE-108-L5	100 ft. Straight Patch	\$16.00

### USB CABLES

CC-USB-6	6ft. USB "A"-A" MM	\$5.00
CC-USB-AB6	6ft. USB "A"-B" MM	\$5.00
CC-USB-AB10	10ft.USB"A"-B" M/M	\$6.00
CC-USB-AB15	15ft.USB "A"-B" M/M	\$8.00
CC-USB-X6	6ft. USB "A"-A" M/F	\$6.00
CC-USB-X10	10ft. USB "A"-A" M/F	\$6.00

CC-USB-PP \$25.00

USB to Parallel Printer

### IEEE-1394 FIREWIRE



\$10.00

FW-6X4-6	6ft 6pin x 4pin.....	\$10.00
FW-6X4-10	10ft 6pin x 4pin.....	\$12.00
FW-4X4-6	6ft 4pin x 4pin.....	\$10.00
FW-4X4-10	10ft 4pin x 4pin.....	\$12.00

\$20.00 min. Order required  
 Add \$4.50 shipping for prepaid orders  
 Prices subject to change without notice  
 All major credit cards accepted  
 Special offers only valid on items in stock  
 Call for quantity discount  
 No out of state checks accepted

### S-VGA Extensions

male/female  
 black

CC-VGA-4C	6FT.....	\$6.00
CC-VGA-5C	10FT.....	\$8.00
CC-VGA-25CX	25FT.....	\$16.00
CC-VGA-50CX	50FT.....	\$25.00
CC-VGA-100CX	100FT.....	\$44.00

### S-VGA Switch Box Cable

male/male  
 black

CC-VGA-3C	6FT.....	\$6.00
CC-VGA-9C	10FT.....	\$8.00
CC-VGA-11C	25FT.....	\$16.00
CC-VGA50MM	50FT.....	\$25.00
CC-VGA100MM	100FT.....	\$44.00

These premium VGA cables are made with 75 ohm coaxial cables. They are triple shielded to support extremely high bandwidth and unsurpassed protection against interference. Furthermore, our premium cables are Plug-N-Play ready and are compatible with the latest technology.

### ADD ON CARDS



Call for more information  
 on any of these cards!!

CA-PPGA-S1	PPGA Celeron CPU Slot 1 adaptor.....	\$10.00
IO-398	ISA 8bit Single Parallel IEEE Card.....	\$12.00
IO-400	PCI 32bit Single Parallel IEEE Card.....	\$33.00
SD-887	ASOUND PCI 32BIT SOUND CARD.....	\$14.00
USB-PCI	USB x PCI Add on Card.....	\$27.00
VD-446	DAYTONA 4MB PCI Video Card.....	\$34.00
VD-471	TRIDENT 8MB AGP Video Card.....	\$39.00
VD-481	ATRAGE 2D/3D 8MB AGP Video Card.....	\$44.00

### Python RCA/Comp.

Python RCA / Composite Hi-Fi  
 Quality Cables for all your  
 audio/video needs!

\*CABLES AVAILABLE IN  
 LENGTHS OF 3', 6', 12'

NEW!!

VC-115	6ft. Video Male	\$2.09
AC-215	6ft. Stereo Male	\$3.89
VC-315	6ft. Video / Stereo Male	\$6.29

\$2.09 6ft. Video

### USB HUB

4-port USB hub with power & cable  
 Full compliance w/USB spec. Rev 1.0.  
 LED indicator for fault or dummy USB port.  
 Transmission for 5 meter cable segment.  
 Plug & Play capability for outside  
 peripherals.  
 Support UHCI and OHCI spec.  
 One year factory warranty!



\$28.95

TM-USB-4HUB

### Electronic CPU Switch

DS-102-KMMPS

Includes:  
 One MiniView KVM switch  
 2 Sets of Premium Grade  
 KVM Cables  
 One PS/2 to AT keyboard adapter  
 One PS/2 to Serial mouse adapter  
 One User Guide  
 Features:  
 Keyboard & mouse emulation for error  
 Free PC booting  
 No external power required  
 Works virtually with any operating system  
 Fully hot pluggable

\$99.00 kit



### DONGLE

3 COM Dongle for  
 PCMCIA Network Cards.  
 Designed for 10 BaseT Cards.

\$10.00

CA-3COM-TP



CPU's-Motherboards-HardDrives  
 Memory-SCSI Adaptors-SCSI Cables  
 CD burners-CD's & Rewritable CD's  
 And Much Much More!!!!



# Events CALENDAR

215-674-5218. Email: tsimek@aol.com  
Web: www.voicenet.com/~juno.com  
**WV - RIPLEY** - Hamfest. Jackson County ARC, Valerie Hunter KC8PPT, 304-372-9518. Email: salamander54\_252 39@yahoo.com

## May 12

**OK - EUFAULA** - Hamfest. Community Center, corner of High & First St. Talkin: 146.955-600, 144.250 USB. Lake Eufaula Hamfest, Mark Magreevy N5PNE, 918-689-5366. Email: n5pne@yahoo.com  
Web: http://go.to/eufaulahamfest  
**WA - STANWOOD** - Hamfest. Stanwood-Camano ARC, Dave Huppert KA7FDC, 360-387-6123. Email: huppert@whidbey.net

## May 18-19-20

**OH - DAYTON** - Hamvention. Dayton ARA, Jim Graver KB8PS0, 937-276-6930. Email: info@hamvention.org  
Web: http://www.hamvention.org/

## JUNE 2001

### June 1-2-3

**NY - ROCHESTER** - Atlantic Division Convention. Monroe County Fairgrounds, Rt. 15A. Fri: 6am-5:30pm, Sat: 8:30am-5:30pm, Sun: 8:30am-1:30pm. Rochester ARA, Harold Smith K2HC, 716-424-7184. Email: harold@rochesterhamfest.org  
Web: http://www.rochesterhamfest.org  
**OR - SEASIDE** - Northwest Division ARRL Convention. Convention Center. SEAPAC, Randy Stinson KZ7T, 503-297-1175. Web: www.seapac.org

### June 2

**GA - MARIETTA** - Convention. Jim Miller Park. 9am-4pm. License Exams. Talkin: 146.82-. Atlanta RC, Gwinnett ARS, & Paulding ARC, John Talipsky, Jr. KA4VQH,

770-995-6446. Email: johnka4vqh@aol.com Web: http://www.saf.com/arc/adfest.htm  
**IL - SPRINGFIELD** - Hamfest. Sangamon Valley RC, Edmund Gaffney KA9ETP, 217-628-3697. Email: egaffney@family-net.net  
Web: http://www.w9dua.net  
**MI - GRAND RAPIDS** - Hamfest. Hudsonville Fairgrounds. VE exams. Talkin: 147.16. IRA, Kathy KB8KZH, 616-698-6627 between 4-7pm EST. Web: www.iserv.net/~w8hvg

### June 3

**IL - PRINCETON** - Hamfest. Bureau County Fairgrounds. Talkin: 146.955-600 PL 103.5. Starved Rock RC, Jerry Hagemann N9ZJK, 815-538-6932. Email: w9mkshamfest@hotmail.com Web: http://www.qsl.net/w9mks  
**VA - MANASSAS** - Hamfest. Ole Virginia Hams ARC, Mary Lu Blasdel KB4EFB, 703-369-2877. Email: mblasdel638@aol.com Web: http://www.qsl.net/olevahams

### June 9

**MO - MACON** - Hamfest. Macon County, Tri-County, Nemo, & Schuyler County ARCs, Dale Bagley K0KY, 660-385-3629. Email: n0pr@arri.net Web: http://www.ismacon.net/~kfoster/hamfest.htm  
**PA - BLOOMSBURG** - Eastern PA Section Convention. Columbia-Montour ARC, George Law N3KYZ, 570-784-2299. Email: n3kyz@jlink.net  
Web: http://www.bafn.org/~cmarc  
**WI - EAU CLAIRE** - Hamfest. Eau Claire ARC, Jim Staatz KG9RA, 715-838-9108. Email: w9eau@ecarc.org  
Web: http://www.ecarc.org

### June 10

**IL - WHEATON** - Hamfest. Six Meter Club of Chicago, Joseph Gutwein WA9RIJ, 630-963-4922 or 708-442-4961. Email: wa9rij@mc.net Web: http://www.cyber

connect.com/orion/smcc.html  
**KY - INDEPENDENCE** - Hamfest. Northern KY ARC, Robert Blocher N8JMV, 513-797-7252. Email: nkarc@juno.com  
Web: http://home.fuse.net/dom/  
**OH - SUFFIELD (AKRON)** - Hamfest. Goodyear ARC, Rich Kuster N8ZDQ, 330-796-3951. Email: rich.kuster@goodyear.com  
**NY - BETHPAGE** - Hamfest. Long Island Mobile ARC, Ed Muro KC2AYC, 516-520-9311. Email: hamfest@limarc.org  
Web: http://www.limarc.org

### June 16

**NJ - DUNELLEN** - Hamfest. Raritan Valley Radio Assn., Doug Benner W2NJH, 732-469-9009. Email: w2njh@aol.com Web: http://www.w2qw.com

### June 23-24

**CA - FERNDALE** - State Convention. Humboldt ARC, Redwood ARC, Farwest Repeater Assn., & Southern Humboldt ARC, Marci Campbell K36IAU, marcidon@quik.com Web: http://www.geocities.com/clem95501

## JULY 2001

### July 1

**PA - WILKES-BARRE** - Hamfest. Murgas ARC, Bob Michael N3FA, 570-288-3532. Email: wb3faa@aol.com

### July 4

**PA - BRESSLER** - Hamfest. Emerick Cibort Park. W3UU, Pete deVolpi K3PD, 717-705-1370 weekdays. 717-938-8249 eves 6-9pm & weekends. Email: w3uu@aol.com Web: http://members.aol.com/w3uu/

### July 7

**IN - INDIANAPOLIS** - Central Division Convention. Indianapolis Hamfest Assn., Rick Ogan N9LRR, 317-257-4050. Email: oganr@in.net  
Web: http://www.indyhamfest.com

### July 8

**IL - PEOTONE** - Hamfest. Kankakee Area Radio Society, John "Chip" Moore K9IOC, 815-933-1323. Email: karsfest@yahoo.com Web: http://www.w9az.com

### July 14

**GA - GAINESVILLE** - Hamfest. Lanierland ARC, Terry Jones W4TL, 770-967-6364. Email: w4tl@arri.net Web: http://www.mindspring.com/~w4tl/hamfest.htm  
**TX - TEXAS CITY** - Hamfest. Tidelands ARS, Joe Wileman AA5OP, 409-945-6794. Email: aa5op@aol.com Web: http://www.tidelands.org

### July 15

**PA - KIMBERTON** - Hamfest. Mid-Atlantic ARC, Bill Owen W3KRB, 610-325-3995. Email: gem@op.net Web: http://www.marc.org/hamfest.html

### July 22

**IL - SUGAR GROVE** - Hamfest. Waubesa Community College, Rt. 47 at Harter Rd. VEC exams. Talkin: 147.210 (+600) PL 103.5/107.2. Fox River Radio League, POB 673, Batavia, IL 60510-0673. Web: http://www.frrl.org/hamfest.html

### July 28

**OH - CINCINNATI** - Hamfest. OH-KY-IN ARS, Mr. Lynn Ernst WD8JAW, 859-657-6161. Email: wd8jaw@arri.net Web: http://www.qsl.net/k8sch

## POLARIS - YOUR COMPLETE SOURCE FOR ALL YOUR VIDEO MONITORING NEEDS...

CALL OR GO ON-LINE TO ORDER YOUR FREE VIDEO CATALOG - 100's OF PRODUCTS - MICRO CAMERAS - WIRELESS VIDEO - LIPSTICK CAMERAS - DIGITAL VCR's

### 2.5" COLOR TFT FLAT SCREEN MODULE



Our new color 2.5" TFT module can be used for a variety of purposes such as: custom automotive dash installations, boat installations, covert ultra-compact surveillance packages, and more.  
**UNIT IS ONLY 5.8mm THICK!**  
TFT-M25 - \$149.95  
Dimensions (WxHxD): 61.6 x 49.3 x 5.8mm

### INTERNET WEB CAMERA WITH BUILT-IN PAN / TILT / ZOOM CAPABILITY



Featuring a built-in Web server, powerful 10x zoom, pan/tilt, and alarm input/output capability, all in an ultra-compact unit. These Web cameras can be installed virtually anywhere and deliver high-quality images to the Internet for real-time monitoring or broadcast. Better yet, these cameras can be controlled and monitored via a standard Web browser making it ideal for a wide variety of applications. Size: 122mm x 92mm x 87mm - W9CWW

### SONY AUTO TRACKING VIDEO CAMERA



**12X Zoom Built-In Pan/Tilt Auto Tracking Camera from SONY**  
EVI-D30 \$1149.95  
Comes with control software. Visit our web site for a demonstration. www.polarisusa.com

High speed wide range pan tilt head, integrated 12X high speed auto focus zoom lens, auto tracking and motion detection, fully controllable remotely via RS-232C/VISCA, IR remote commander supplied.

### "YOUR WEB BROWSER IS YOUR REMOTE EYE!"

The Flexcam acts as an internet camera server. No software needed in order to view your video. All you need is a web browser such as Internet Explorer or Netscape. Flexcam includes many special functions including video quality control, pan/tilt/zoom interface and network configuration. All of them are administered by the web browser. Features 4 video inputs - 1 internal - 3 external.



FLEXCAM SCALL

CONTROL PAN / TILT AND ZOOM REMOTELY OVER THE INTERNET!

### LIVE VIDEO!

Fully adjustable focus from 0.5 inches to infinity. Contains a true color CCD chip rather than a CMOS type sensor for an excellent resolution of 330 TVL. Comes complete with a 12" video / power cable.

### VIDEO HEAD IS ONLY 7MM IN DIAMETER!

### COVERT COLOR SPY CAMERA



Its small sleek indestructible design and pinhole lens allow for various applications and simple installation. Comes equipped with a RCA JACK for easy connection to TV monitor or VCR. Great for covert use in any place imaginable.  
CM-550CP - \$79.95 25mm(W) x 17mm(D)

### MICRO BOARD CAMERAS - MANY MODELS TO CHOOSE FROM!

MB-1250HRVF Color Varifocal 4mm-8mm Lens 1.28" x 1.26" x 2.38"	MB-1250HRP Hi-Res Color Pinhole 5.0mm Lens 1.27" x 1.27"	MB-650U B/W Audio 4.3mm Lens 1.18" x 1.18"	MB-1250P Color Pinhole 5.0mm Lens 1.27" x 1.27"	MB-810B Infrared B/W 3.6mm Lens 1.7" x 1.7"
\$199.95	\$149.95	\$69.95	\$99.95	\$119.95

MH-SC01 \$545.95

### DAY / NIGHT LIPSTICK CAMERA



Our new weatherproof day/night color camera can view in total darkness at a distance up to 10 meters. Comes enclosed in a water tight aluminum housing and equipped with a 3.6mm lens for a viewing angle of 60 degrees.  
ILC-300 \$239.95

### WEATHERPROOF DIGITAL STORAGE CAMERA - NO TAPES!

The SWC-40R combines a black & white video camera, digital image storage, video motion detection and an alarm interface in a compact, vandal proof enclosure. It is unique as it offers a complete CCTV surveillance system within a single compact enclosure.  
SWC-40R \$849.95  
All-in-one CCTV system  
Built-in digital image storage  
Programming and image retrieval by remote control  
Built-in video motion detection  
Built-in alarm interface  
Quick Change Lens Pack (standard): 3.6 installed 2.9, 6.0, 8.0 provided (12.0 and 16.0mm available)  
Black and white standard resolution  
Dimensions: 5" x 4" x 4.5"



All programming and image retrieval can now be done through a master remote control.

### 5" COLOR WIRELESS OBSERVATION SYSTEM



Now you can enjoy peace of mind with our new wireless observation system. Comes with a 5" wireless color monitor and a wireless color camera. Just Plug-&Play for perfect wireless video any time! Great for around the house or office.  
ADD UP TO 3 ADDITIONAL CAMERAS!  
2.4GHz GW-2400S - \$379.95

### WORLD'S SMALLEST TRANSMITTING WIRELESS CAMERA


Camera is so small it can be mounted in wall clocks, exit signs, briefcases, picture frames or even a baseball cap! Connects to a 9V battery and will operate up to 6 hours.  
2.4GHz Wireless Receiver GFR-5002 - \$119.95  
NAT-9 Color Camera - \$289.95  
NAT-5 B/W Camera - \$249.95



POLARIS INDUSTRIES 800-752-3571 470 Armour Drive NE Atlanta GA 30324-3843 Tech 404-872-0722 Fax 404-872-1038 WWW.POLARISUSA.COM



# Build an RS-232 Serial I/O Board — Part 2



by Ben, Phil, and John Bright

with the software library.

## Hardware Events Implementation

This serial I/O board has two different types of events that are available: byte events and bit events. A byte event is defined as a change in state on a digital I/O port. When a byte event is enabled for a port, the serial board will send a message to the host PC whenever any of the bits on that port change state. A bit event is defined as a change in state on a specific bit on a digital I/O port. When a bit event is enabled for a bit on a port, the serial board will send a message to the host PC whenever that specific bit changes state. On a given I/O port, either byte events or bit events can be enabled or disabled, but not both types at the same time. Also, although this board has analog support on port I, no events are available for that port when it is in analog mode.

Events are generally intended to be used on a port that is configured as an input port, but this is not a requirement. The event-checking routine in the firmware does not make any distinction between inputs and outputs. This feature can be used for testing, diagnostics, or even as confirmation that a new value has been written to a port. In other words, by configuring a port as an output port, and enabling an event on that port or a bit on that port, the user can generate an event by sending a new value to that port or bit.

While hardware events are very handy in many situations, it is important to understand that they do

## Hardware Events

In the article introduction last month, we mentioned that the serial I/O board offers an alternative to constant polling when you want to detect switch closures or monitor some other type of input data. This feature of the serial I/O board is something we call "hardware events" or sometimes just "events." The basic concept behind hardware events is that the serial board itself takes over the job of monitoring input pins, instead of leaving it up to the controlling PC.

We recently used this I/O board in a wood-working shop, which belongs to a brother of ours. We wanted to use a PC to control some ventilation fans and an outdoor floodlight so that he could control these devices from a web browser anywhere on the local network (or with an Internet connection, from anywhere in the world!). He also needed to have convenient wall-mounted push-button switches to control these devices while he was in the shop. We connected each of these momentary push buttons to a separate input bit on the I/O board, and each fan and light was switched by a separate relay connected to a corresponding output bit.

On the software side, a traditional technique for this type of situation would have been to set up a polling loop in the PC application. This loop would constantly poll the I/O board for the status of the input bits that are connected to the push buttons. When it detected that a push button had been pressed, it would turn on the relay that controls the device. However, there are several problems with this technique: it wastes CPU time; it can some-

times be difficult to work into your code; and it generates a lot of traffic on the serial link to the I/O board.

The hardware events feature of this serial I/O board offers a much better solution to all of this. Instead of the PC constantly asking the I/O board for the status of the switches, the I/O board itself can monitor the switches and send the PC a message when the switch changes state! In essence, the I/O board is telling the PC "don't keep asking me about the switch — I'll tell you when something happens."

You might be wondering how your application will know when the message arrives. The software libraries that we supply for the project hide most of the details involved, but basically you supply a callback function which will be automatically executed when a hardware event occurs. Parameters will be passed to your function, indicating which bit or byte on the I/O board was involved. For those of you not familiar with callbacks, don't worry. The concept is rather simple. To put it loosely, a callback function is just some code you write that will be automatically executed when certain conditions are met. The documentation included in the accompanying download for this project explains how to register your callback function

## TABLE I

Command	Action	Example
En	enable buffer for port n	E1
Xn	disable buffer for port n	X1
Sn,d	set port n as input or output	S1,1
In	read in data on port n	I1
in.b	read bit b on port n	i1.1
On=d	output d	O1=25
on.b=d	output bit value d on bit b of port n	o1.5=0
Vn	byte events enabled for port n	V1
vn.b	bit event enabled for bit b of port n	v1.3
Cn	disable all events for port n	C1
cn.b	disable event for bit b of port n	c1.3
L	toggles between CR and CR/LF	L
I	identify the board	I
P	ping	P
D	set port I for digital mode	D
A	set port I for analog mode	A
a.n	read analog value on channel n of port I	a.2



have some limitations. An event must last for a certain period of time in order for it to be detected by the microcontroller. The firmware implements a polling loop, which checks the pins for events just as fast as it can. Still, if a pin changes state and then returns to its original state too quickly, the micro cannot detect the event. Exactly what "too quickly" is can be difficult to define, because it varies based on what is happening on the serial board, and even on how many events are enabled. Still, under normal operation, when the serial board has finished processing all commands, and there is no serial activity, you can expect the board to catch an event if it lasts for at least 10 microseconds.

## Firmware Logic Discussion/Flowchart

The firmware that runs on the Atmel microcontroller was written in assembly language. Space prevents including the source here, but both the source code and the compiled hex file are included in the accompanying download for this project (see the Resources sidebar).

Note that you don't have to analyze or understand the code in order to build this project. As described in the last issue, you can simply download the already assembled program into the microcontroller and be done with it. However, the source code is available for those of you who want to customize it to suit your special needs. In any case, to give you a general understanding of the firmware, here is an overview of the tasks it performs:

**1) System Initialization:** Sets up the stack pointer and buffer pointers, initializes I/O ports and data registers, configures the UART, enables interrupts, etc.

**2) Serial Communications:** The micro's built-in UART makes it easy to send and receive data and commands from the host computer.

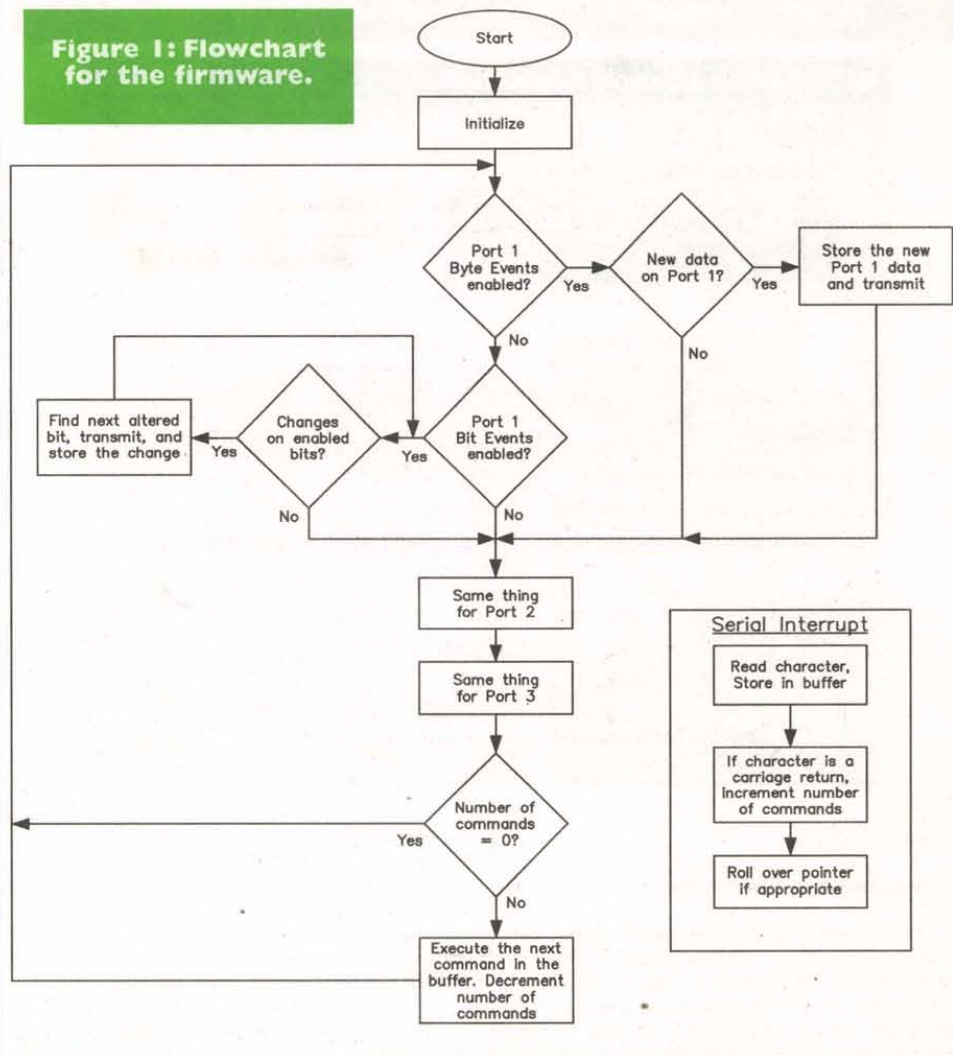
**3) Command Storage and Retrieval:** A circular buffer is used as a queue for commands received from the host computer (more on this below).

**4) Command Processing and Execution:** After a complete command has been received from the host computer and stored in the buffer, it is processed and executed.

**5) Event Reporting:** The firmware monitors the I/O pins for the occurrence of any hardware events that have been enabled (the concept of events was discussed above).

The overall program flow of the firmware is illustrated in Figure 1. In essence, the main loop is comprised of checking for hardware events that have occurred on event-enabled ports or bits, calling the appropriate functions to deal with events, and calling a function to process the next command

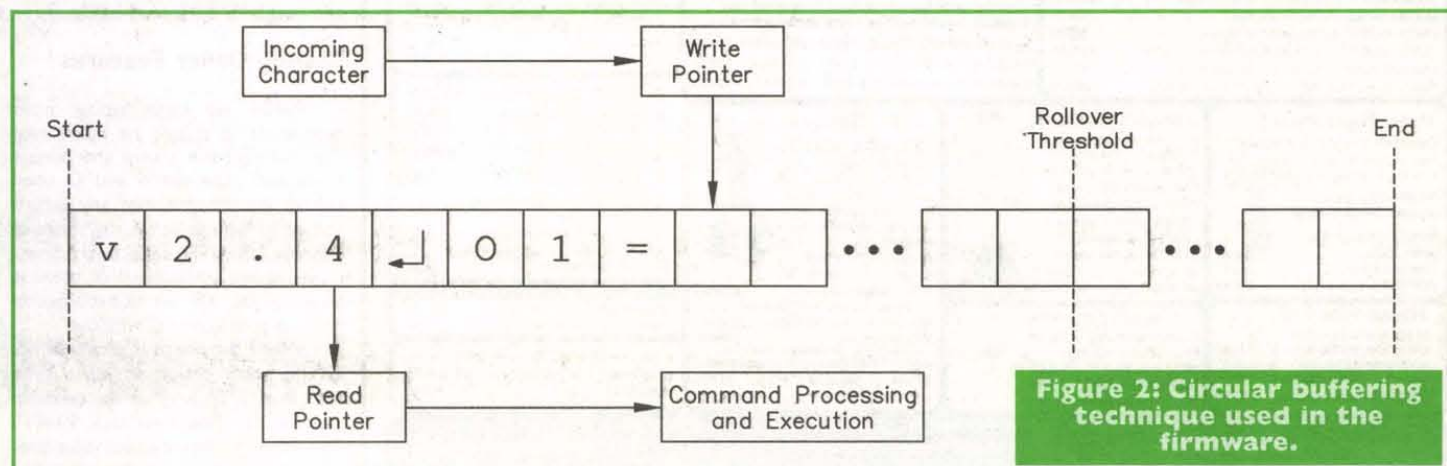
**Figure 1: Flowchart for the firmware.**



when the number of commands is greater than 0. Note that if events are enabled at the byte-level, then events at the bit level are not checked for that port.

The buffering strategy mentioned in task 3 deserves an explanation. In order to make sure that no incoming characters are lost, a buffer is set up to store the characters as they are received. Each time a serial character is received by the UART, an interrupt routine is called to store the character in the buffer. The interrupt routine stores the character in the location indicated by a "Write Pointer" and then advances the pointer. A circular buffering technique is used, meaning that when the write pointer

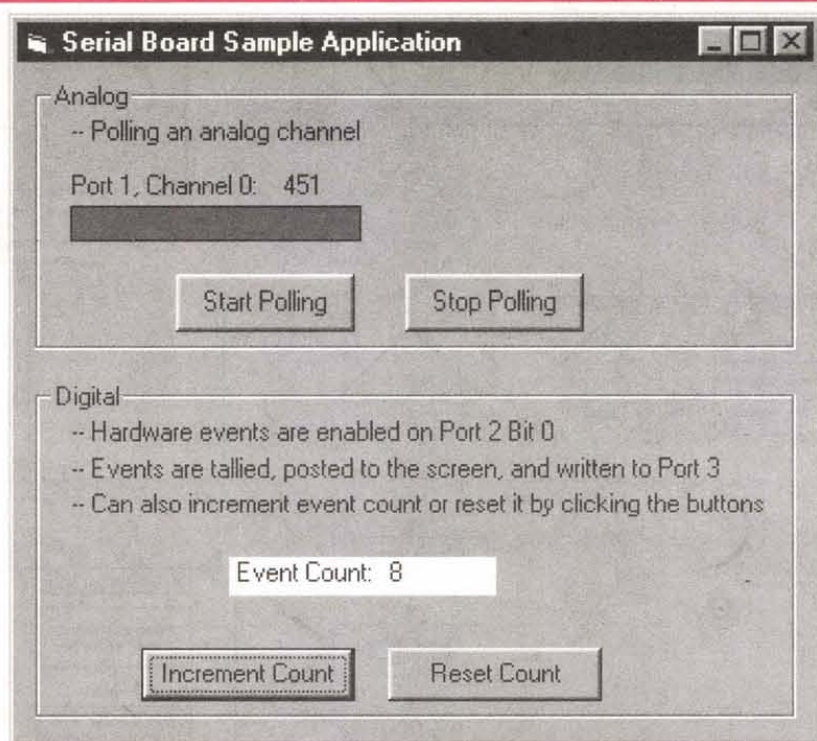
approaches the end of the buffer, a "rollover" occurs, resetting the pointer to the beginning of the buffer; and new characters will now overwrite the old characters that have already been processed. In our implementation, the pointer is not forcibly rolled over as soon as it reaches a certain point. Instead, a pointer is only rolled over after the end of a complete command (marked by a carriage return) if the pointer has reached the Rollover Threshold. This technique ensures that a rollover will not occur in the middle of a command, leaving the command split between start and end. After a complete command is received, it is retrieved and executed. See Figure 2 for an illustration of this



**Figure 2: Circular buffering technique used in the firmware.**



Figure 3: Visual Basic sample application screenshot.



buffering technique.

## Compiling the Firmware

The original compiled firmware needed for programming the micro in this project is stored in the file `serbrd.HEX`, which is included in the download for this project. If you do not need to customize the firmware, then this is the only file you need and you can simply program this file into the microcontroller, as described in the last issue.

For the adventurous people who want to tweak

the firmware, you will find the entire source in the file `SerBrd.ASM`, which is also included in the download. You will need to run this file through the AVR assembler in order to get the HEX file that will be used to program the micro. If you are using the command-line assembler that comes with the STK200 development kit, you could simply enter:

```
C:\AVRTOOLS> avrasm serbrd.asm serbrd.lst
serbrd.hex
```

You now have a file called `serbrd.hex`.

The STK200 also includes an assembler program that runs in the Windows environment. It is a handy program; however, if you were to attempt to open the firmware source code with this program, you would be sadly disappointed. For one reason or another, this program cannot open files that are this large. Perhaps this has been taken care of in Atmel's development software that can be downloaded from their site, but we have not tried it.

## Testing the Board

Once you have assembled your board and programmed the firmware into the microcontroller, you are ready to test your board. Here are a few guidelines to keep in mind as you begin testing. Since the board has on onboard 5V regulator, supply about 7-8V DC to the board. For the serial connection, use a straight-through serial cable, as opposed to a crossover (null-modem) cable. This means that all the pins on one end of the cable go to the same pin number on the other end of the cable. No pins are crossed over.

Determine which PC serial port you are using (COM1, COM2, etc.). The settings on your serial port should be eight bits, no parity, and one stop bit (8N1). Also be sure you set your serial port to the same baud rate that the serial board jumpers are set for.

We will now use a simple terminal application to connect to the serial board, test it, and look at a few of the things it can do. For those who may be unfamiliar with a terminal program, it is simply an application which allows you to type characters at your keyboard, and send them to a serial port on your computer. You can also see any incoming data, as well.

You can use any terminal program you are familiar with. Windows comes with a terminal called HyperTerminal. Freeware terminal programs are also available (see Resources for details). You will have to enter a few settings (serial port, parity, stop bits, etc.). Then connect to the board.

Take a look at the list of the serial board commands in Table 1. Note that you will not normally use these commands directly in the software applications that you write. Instead, you will call functions in the provided software library, and the library will take care of the low-level commands. We are using the low-level commands right now for testing and demonstration purposes.

First, we will 'ping' the board to test the serial link. This is a simple command/response situation. Type a 'P' in the terminal window and hit 'Return' (note that all commands are case-sensitive and should be followed by 'Return'). If all is well, you should see a 'G' for the response. This means that the I/O board received the 'P' and sent a 'G' back to the PC.

## Testing Other Features

Before we begin typing more commands, it should be mentioned that many of the set-up and output commands (like the S and O used below) do not generate any return output for you to see in the terminal window. Also, if the serial board doesn't recognize a command, or there is an error, you will see an exclamation point in your terminal window.

When the board is powered up, all the ports default to input. Let's read Port 3. Type 'I3' in the terminal window. You should get back 'P3=FF'. The 'FF' is the hexadecimal value present on the input port. Try grounding

# AMAZING

NVEN800EVEN  
DEVICES

See and Order from Our "Action"  
Web Site at [www.amazing1.com](http://www.amazing1.com)

### Laser Window Bounce Listener

*Powerful listening system, yet simple in operation. You shine a laser at a window and intercept the reflected beam with our ultrasensitive filtered optical receiver. Vibrations on the window from internal sounds and voices are now clearly heard. Range can be up to several hundred meters depending on the output power of the laser used.*

LWB9 Plans for 3 Laser Window Bounce Systems.....	\$20.00
LWB6K Kit of 100' Complete for Science Project.....	\$129.95
LLR3K Low Cost Optical Receiver Kit.....	\$69.95
LLR3K Ready to Use Above Optical Receiver.....	\$99.95
LLR40 Higher Performance of Above Receiver/ Optics.....	\$199.95
LM650P3 Visible Red 5mw Laser Module to 100'.....	\$29.95
CWL10 10 mw Class IIIB Invisible IR Laser up to 500'.....	\$299.95

### PLASMA FIRE SABERS

**Kits, Parts and Accessories**

*Duplicates effect in the motion picture epic of the century!*

Specify blue, grn, pur, red or yel.  
Moving light appears to evaporate into space  
Blades screw into handle for easy replacement

We stock all size and color blades, mauler adapters, tubes, digital drivers, and parts for authentic designs. **Wireless interactive sound modules change tone with motion**

SAB15 Assembled with 15" Blade.....	\$49.95	SAB15K Kit.....	\$29.95
SAB24 Assembled with 24" Blade.....	\$79.95	SAB24K Kit.....	\$59.95
SAB36 Assembled with 36" Blade.....	\$149.95	SAB36K Kit.....	\$129.95

### TAKE CONTROL Using Electronic Hypnosis

*Electronic circuitry places subject under your control! Induces ALPHA relaxed mind states.*

HYP2 Plans.....	\$10.00
HYP2K Kit/Plans.....	\$49.95
HYP20 Ready to Use.....	\$69.95
MIND2 Plans for Mind Control.....	\$15.00
MIND2K Kit/Plans.....	\$49.95
MIND20 Ready to Use.....	\$79.95

### Pain Field Pistol

**Caution! Do not aim at people!**  
Blast out rodents with high power ultrasonics.  
Handheld and battery operated with all controls.  
Rental units available.

PPP1 Plans.....	\$8.00
PPP1K Kit/Plans.....	\$49.95
PPP10 Ready to Use.....	\$79.95

### Jacob's Ladder

A 1/2" arc expands to over 3' as it travels up the Jacobs Ladder evaporating in space.  
Adjustable arc control  
Uses safe high frequency  
Safety shock shut down  
Full 20" ladder length  
110/220 vac 150 watts

JACK3K Kit.....	\$149.95
JACK30 Ready to Use.....	\$249.95

### 30" Spark Tesla Coil

Create a spectacular display of nature own lightning. Many amazing experiments possible.  
See coil in action on our web site!

BTC4 Plans.....	\$20.00
BTC4K Kit.....	\$89.95
BTC40 Ready to use.....	\$119.95
<i>Smaller Version (8-10" Sparks)</i>	
BTC3 Plans.....	\$15.00
BTC3K Kit.....	\$349.95
BTC30 Ready to Use.....	\$449.95

### 6 Transmitter Kits

1 Super Sensitive Ultra Clear 1 Mile+ Voice Transmitter.....	
2 1 Mile+ Telephone Transmitter.....	
3 Line Powered Phone Transmitter Never Needs Batteries!!.....	
4 Tracking/Homing Beacon Beeping Transmitter.....	
5 Video/Audio Rebroadcast 1 Mi. TV/FM Radio Disrupter. Neat Prank! Discretion Required.....	
6 4 KV HV MODULE for hovercraft, plasma guns, antigravity, pyrotechnics. 12vdc input MINIMAX.....	

### Hover Board

28 pages of data related to the most revolutionary advance in transportation. Cutting edge R&D  
HOVER Plans and Data.....

\$25.00

### Anti Gravity

Float an object using anelectronic force field. With handbook

GRA3 Plans/book.....	\$20.00
GRA3K Kit Pwr Sup.....	\$99.95
GRA30 Assembled above.....	\$149.95

Information Unlimited PO Box 716 Amherst N.H. U.S.A. 03031  
1 800 221 1705 Orders/Catalogs Only! Fax 1 603 672 5406 Information 1 603 673 4730 Free Catalog on Request  
Pay by MC,VISA,Cash, Check, MO, COD. Add \$5.00 S&H plus \$5.00 if COD. Overseas Contact for Proforma



a couple of the input pins on Port 3 and read it again. You should see the value change.

To output data, we must first configure the port as an output port. We will use Port 2 in this example. Type 'S2,1' to configure Port 2 as output (you won't see any returned characters). Now, type 'O2=FF' to turn on all the bits of Port 2. You can easily verify this with a logic probe or some LEDs.

Finally, we will demonstrate what happens when hardware events occur. Event detection is disabled by default, so we will have to send a command to enable events on the line we are interested in. If Port 3 is no longer in input mode, send a 'S3,0' command to put it back in input mode. Connect a momentary switch between ground and bit 0 on Port 3.

Send the command 'v3,0' to enable events on bit 0. Finally, close and open the switch a couple of times. You should see the message 'b3,0=1' or 'b3,0=0' appear in the terminal window every time the switch changes state. You can see how the I/O board automatically sends messages to the PC when the input changes.

You might want to explore some of the other commands in the list. There is not space to deal with them all here, but you get the idea of how things work. Input, output, and event commands are available for individual bits or entire ports. More extensive documentation on the commands is available in the download for this project.

## PC Software Libraries

The terminal provides a nice way to play around with the serial board, but the included software library for this board provides a superior method for controlling the board in your applications. It provides convenient, consistent access to the board and maximizes its capabilities. It is available for C or C++ on Windows and Linux, and a special class module provides full support for Visual Basic.

Another term for a software library is an Applications Programming Interface, or API for short. A major benefit of using our API is that the programmer does not need to know much about how the serial board works, nor how to perform low-level serial communications. Because the programmer doesn't need to keep track of numerous details, the API helps to avoid frustrating mistakes and bugs. Another benefit of using an API is that it encourages consistency in programming. Common tasks will always be handled in a similar fashion, making programs easier to understand and maintain.

Also, as mentioned in the section on hardware events, the serial board sends a message to the PC whenever an enabled event changes state. Without the API, this incoming message — which could arrive at any given time — might be difficult to deal with. But the included API makes this feature very easy to deal with. If you program in C or C++, you can simply have the API call a function that you have written whenever an enabled event occurs. In Visual Basic, the event routine of the included class module is triggered whenever an event occurs (this is

## Figure 4: Hardware needed for the Visual Basic sample application.

similar to the Click event of a button). In either case, the event routine is passed parameters, which indicate which event occurred, and what its new value is.

Thorough documentation for the API is included with the download. Each function is documented, and occasional code snippets are included. Start your reading with the included overview and the programming guide to get familiar with the library, and then refer to the reference section when you need help with specific details.

## Sample Applications

Sample applications are a good way to demonstrate some of the capabilities of the serial board while at the same time providing some guidance for programmers. We have included some sample applications with the API, which you can download. We will briefly discuss the sample done in Visual Basic. We will not repeat the source code here since it is included in the download. See Figure 3 for a screen shot of the application. We will have three operations occurring simultaneously:

- 1.) Poll an analog channel and graphically display the value on the screen.
- 2.) Count the hardware events which occur on a particular pin and display the tally on the screen.
- 3.) Write the hardware event tally to an output port.

You need to connect some very simple hardware to the serial board in order to use this sample application. See Figure 4 for details. Load the Visual Basic project and look at the Form\_Load() procedure. Change the baud rate and serial port configuration options to match your set-up and then run the program.

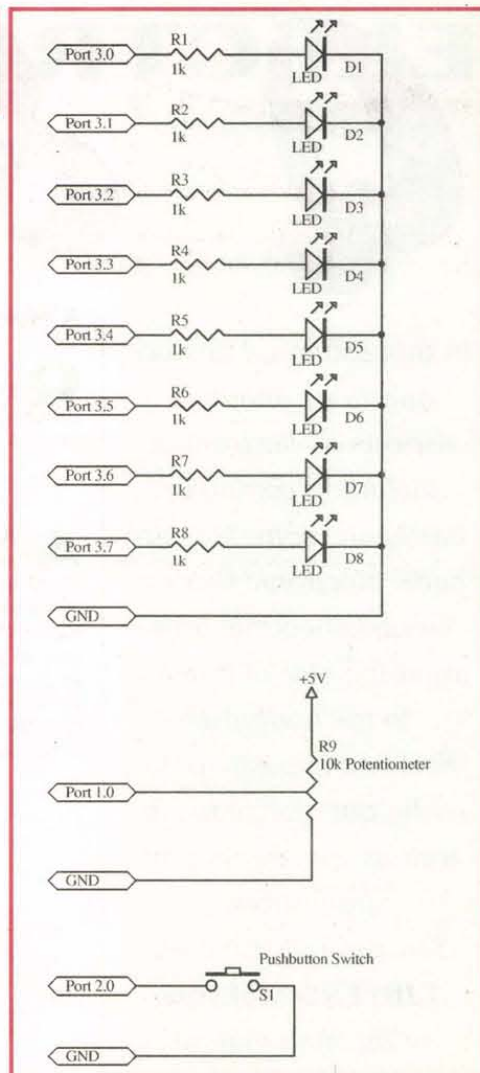
Turning the potentiometer connected to Port 1 will change the size of the bar graph on the screen. At the same time, the serial board is monitoring Port 2 Bit 0 for events. When an event is detected, the event count is updated on the screen and the value is written to Port 3. If you have the LEDs connected, the count will be displayed in binary form for you to see.

This was a very simple example, but doubtless you can think of a number of areas where these techniques could be put to use. The download also includes some sample applications written in C, as well as an all-purpose, text-based test utility available for both Linux and Windows.

## Conclusion

Have any questions? Be sure to download the software package (see sidebar), as it contains the firmware, software libraries, documentation, and sample applications. Feel free to contact the authors if you have questions. The email address is serial@winfordeng.com. We are also interested in hearing about the ways you were able to use this board.

If all this is new to you, take the time to try it out. We covered a lot of material, but it's really pretty easy once you get started. Computer control is a fascinating area, and the possibilities are endless. Read a temperature sensor and graph the readings over time, or automate some part of your home. Monitor a building via the Internet. Start with something simple and work your way



up if necessary. The key is to just get started. Have fun! **NV**

## Resources

### Firmware, Software Library, Examples, Documentation

The files are available from two sites:

**The Nuts & Volts web site:**

[www.nutsvolts.com](http://www.nutsvolts.com)

**Winford Engineering:**


[www.winfordeng.com/serial/](http://www.winfordeng.com/serial/)

### Terminal Program

Teraterm is a freeware terminal program for Windows. Search for 'teraterm' on: [www.tucows.com](http://www.tucows.com)

## PIC'n Books

### LEARN ABOUT PIC MICROCONTROLLERS



See Table Of Contents: <http://www.sq-1.com>  
Secure Online Ordering Is Available

PIC is a trademark of Microchip Technology Inc.

**SQUARE 1 ELECTRONICS**

Voice (707) 279-8881 Fax (707) 279-8883

<http://www.sq-1.com>



# ELECTRONICS

## Q & A

With TJ Byers

In this column, I answer questions about all aspects of electronics, including computer hardware, software, circuits, electronic theory, troubleshooting, and anything else of interest to the hobbyist.

Feel free to participate with your questions, as well as comments and suggestions.

You can reach me at:

**TJBYERS@aol.com**

or by snail mail at

Nuts & Volts Magazine,  
430 Princeland Ct.,  
Corona, CA 92879.

## What's Up:

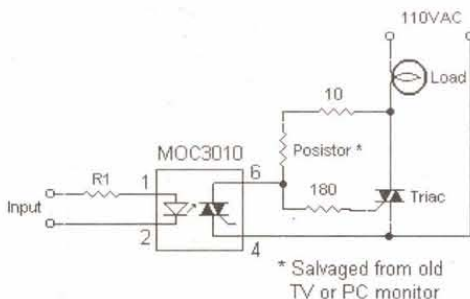
High-power lamp chaser, high-power power supply, and reverse powered triacs. Another round of NiCd/Ni-MH charging questions. Two good parts and manual search suggestions, plus a new look at our web site. Reader input on previous questions/answers, and finally, it's all happening at the zoo.

### A Normally-Closed Triac

**Q** I am looking for a circuit that uses a triac and a 3011 opto-coupler that acts like a normally-closed relay until the 3011 LED is energized and opens the triac's "contacts."

Neil Whittaker  
via Internet

**A** Actually this is a fairly easy trick if you look at it from the right perspective. You want it on when it's off and off when it's on, right? Simply short the input of the triac's gate so that it can't trigger. The hard part is to not waste a lot of power in the process. What you need to do is place a low-value resistor from the anode to the gate, then short that gate to ground when the MOC3010 comes on (note that the MOC3010, MOC3011, and MOC3012 are electrically identical except for the LED trigger current).



This is well and good when the triac is conducting, because virtually zero power has to be dissipated by the gate resistor. But when the MOC3010 shorts out the gate, the power across the resistor jumps from nada to  $P = EI$ . Assuming the triac needs 25 mA to trigger, that means 110 volts times .025 amps equals 2.8 watts — unacceptable.

The secret is a PTC (positive temperature coefficient) thermistor, like the kind used in the degaussing coil of your TV set or PC monitor — a posistor, to be exact. When cold, they have low resistance. Short them out, though, and they get hot and reduce the current flow to almost nothing. So for a short period when the MOC3010 kicks in, there will be a minor surge of current until the posistor warms up and reduces the current flow. While posistors are easy to find and sell for less than a buck (any TV repair shop has them on hand), I suggest you cannibalize an old TV or monitor because it's free and just the right value. If you can't find one locally, the YMI 20D105N600 from Thermometrics (Digi-Key, 800-344-4539; [www.digikey.com](http://www.digikey.com)) is a good choice. When the MOC3010 short is removed, the posistor cools and returns to its low-resistance state.

### Extracting Zip Files For Free

**Q** I have Windows 98, but I can't expand or decompress the Easytrax.zip file that I downloaded from Protel.com. I would appreciate if you could tell me how to do it. I haven't had this computer very long, and I can't find any assistance from the Help Menu.

John Lee  
via Internet

**A** Most files on bulletin boards and electronic services like CompuServe and the Internet are distributed as archives. Two benefits of using archives for electronic file distribution are that only one file transfer operation (download) is required to obtain all related files, and the file transfer time is minimized because the files are compressed. Zip is the most popular archive format. To extract the individual files from a Zip file you need an unzipping software program — see the list below. A few Internet services, like AOL, will automatically unzip files after they are downloaded.

**Aladdin Expander** — free!

[www.thefreesite.com/cgi-bin/search/hyperseek.cgi?ID=956797325](http://www.thefreesite.com/cgi-bin/search/hyperseek.cgi?ID=956797325)

**CAM Unzip** — free!

[camdevelopment.com/cuz.htm](http://camdevelopment.com/cuz.htm)  
[www.davecentral.com/10236.html](http://www.davecentral.com/10236.html)

**FreeZip** — free!

[www.ozemail.com.au/~nulfetv/freezip](http://www.ozemail.com.au/~nulfetv/freezip)

**PowerArchiver 2000** — free!

[www.thefreesite.com/cgi-bin/search/hyperseek.cgi?ID=956797324](http://www.thefreesite.com/cgi-bin/search/hyperseek.cgi?ID=956797324)

**PKZip** — \$34.00

[www.pkware.com](http://www.pkware.com)

**The Unzip Wizard** — shareware (\$16.95)

[www.pc-shareware.com/unzipwiz.htm](http://www.pc-shareware.com/unzipwiz.htm)

**WinZip** — \$29.95

[www.winzip.com](http://www.winzip.com)

**I Click UnZip** — \$9.95

[cmbsoftware.com/clickandunzip.htm](http://cmbsoftware.com/clickandunzip.htm)

**I Step UnZip** — \$19.95

[1stepunzip.com](http://1stepunzip.com)

### Why Can't I Mix Ch 3 and Ch 4?

**Q** With respect to the question on mixing satellite and TV in the Jan. 2001 issue, what is the downside of simply combining the channel 3 output of the satellite receiver with the TV antenna? Provided there is no local channel 3 VHF, you could still have one coax throughout the house. When you want satellite, you tune to channel 3; when you want local TV, you spin off of channel 3 and tune into channel 4, 5, 6, or whatever. If you have an X10 IR to UHF transceiver unit, you can do this from your remote. And if you have a programmable remote, you can program your satellite dish functions, too.

Derek Casari  
Los Angeles, CA

**A** Simply put: it creates crosstalk. The channel 3 modulator inside your DSS receiver lacks the expensive filtering of TV broadcast modulators. Consequently, the signal is "wider" than it should be and channel 3 will spill into nearby channels, including channels 2, 4, and 5. That's why you need an "agile modulator" — to move it to an area where the airwaves aren't so cramped.

A little background: When TV was "invented," no one envisioned its impact on the at-that-time movie going public, so there were but a few experimental channels allocated to the new technology. At that time everybody thought 13 channels would be more than enough. (Bad guess!) To reduce channel crosstalk, the channels were alternated so that there would never be two adjacent channels in any one broadcast region. The first TV broadcasts were B&W, mono audio. As color, Surround Sound and closed captioning came on line, greater demands were placed on the technology — yet the same old bandwidth had to handle the added information. So you can see why a sloppy DSS filter can wash out nearby channels, and why the DSS fits better in the UHF spectrum where there's more headroom.

### Adapt-An-Earphone Jack

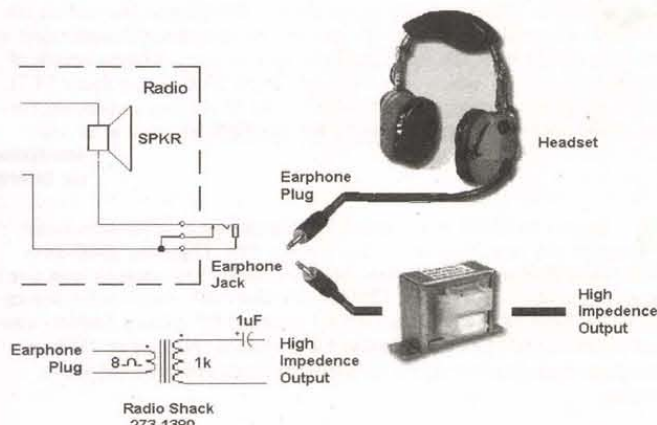
**Q** I have a portable clock radio that I often use for easy listening and as an audio signal source.



Unfortunately, my co-workers don't always appreciate my taste in music and the speaker volume often confuses my audio testing. Is there a way to add an earphone jack to this versatile device while turning the speaker off?

James Dayans  
via Internet

**A.** This circuit calls for an interrupt-type earphone jack, one that breaks the speaker circuit when an external speaker or headset is plugged in. This protects your worker's ears and makes it easier to use it as a signal source without having to open the case to clip across the speaker terminals.



When used as a signal source, an audio transformer isolates the radio from the equipment under test. Notice that the transformer is reversed, with the secondary connected to the earphone jack and the input to the signal source. A 1uF cap prevents DC current from flowing through the primary winding.

### Battery Charger Question

**Q.** I have read a number of advertisements extolling the virtues of pulse charging rechargeable batteries, like NiCd and Ni-MH. One company which makes such a claim is **Advanced Charger Technology, Inc. (800-606-6452; www.actcharge.com)**.

My question: Is there any real advantage to using a pulse charger in terms of battery life? I don't think that most proprietary chargers for heavy-use batteries such as found in, for example, portable electric drills or cell phones use pulse chargers. Therefore, I am skeptical that the benefits of pulse charging are more hype than reality. Your thoughts?

Greg Voge  
via Internet

**A.** Many low-end battery chargers use linear chargers in a current source configuration monitored by a battery-charger IC. This method, while inexpensive, generates a lot of heat and requires charging times of up to 10 hours. In today's fast-paced world, that overnight charging time and power waste is not an option. A better way to charge a battery is to use switching modulation — commonly called pulse charging.

Using pulse charging, the heat inside the battery doesn't build up like with the linear method, which extends battery life. Moreover, because more of the charge goes into the battery, and not wasted as heat, the battery reaches full charge in a fraction of the time. Advanced Charger Technology actually pioneered a large chunk of this technology, and holds a number of patents on it. Their claim to fame is that, unlike most pulse charging methods, they don't require a trickle cycle to maintain the charge in the cells. Hype you ask? Not really, just bragging about a better mouse trap.

### Slow Charging Ni-MH Batteries

**Q.** Is there any reason I cannot charge my 1200 mAh Ni-MH AA cells on a NiCd battery charger? I read the article "Build a Low-Cost Ni-Cad/Ni-MH Battery Charger" (Jan. 2001) by Fred Blechman, which indicates you can charge Ni-MH batteries in any charger so long as you do not exceed 1/10 of the capacity and be mindful of the charge time. I have a nifty little charger about the size of an audio cassette which can charge four AA batteries at a time. The charge current is 88 mA; the batteries I want to charge are 1200 mAh. I see no reason I can't use this charger to charge my Ni-MH batteries — is there? It would make a super charger (no pun intended) to take traveling.

Don Smith K6CHS  
via Internet

BUY SELL RENT LEASE REPAIR CALIBRATE

## EXCALIBUR ENGINEERING, INC.

Excalibur Engineering, Inc. is a leading dealer of reconditioned test & measurement equipment!

## WE PURCHASE SURPLUS T&M EQUIPMENT!

PLEASE CALL OR FAX A LIST OF YOUR SURPLUS TODAY!

Ph 407-321-5423 Fx 407-321-5817

Excalibur has the most flexible trade in policy in the industry! We:

- pay top dollar for your excess equipment.
- trade for equipment you can use now.
- offer credit toward future purchases.
- buy you new equipment direct from Mfg.

Have available over 30 Mfgs. @ 20%-80% off list  
ISO 9002 Registered and Certified # CA-05-00-01  
Audited & approved by Hewlett Packard & Fluke

"CHOOSE THE COMPANY  
PROFESSIONALS CHOOSE"

EXCALIBUR ENGINEERING, INC.

3198-C Airport Loop Dr., Costa Mesa, CA. 92626

BUY SELL RENT LEASE REPAIR CALIBRATE

## RF Data Modules

AM TRANSMITTER	AM RECEIVER	FM TRANSCEIVER
<ul style="list-style-type: none"> <li>• Small size: 17.78 x 11.43mm</li> <li>• CMOS/TTL input</li> <li>• No adjustable components</li> <li>• Low Current, 4mA typical</li> <li>• 418MHz or 433.92MHz OOK</li> <li>• Simple to integrate - simply add antenna, data and power</li> <li>• Range up to 250ft.</li> <li>• Wide supply range, 2-14Vdc</li> <li>• SAW controlled - stability</li> <li>• Also available in DIL package</li> </ul>	<ul style="list-style-type: none"> <li>• Compact size: 38.1 x 13.7mm</li> <li>• On-board data recovery, CMOS</li> <li>• Low current, 2.4mA typical</li> <li>• 2kHz data rate, CMOS/TTL output</li> <li>• 5Vdc operation</li> <li>• On 418MHz or 433.92MHz (4xx)</li> <li>• No adjustable components</li> <li>• Patented Laser Trimmed component</li> <li>• High stability</li> <li>• Sensitivity: -105dBm</li> <li>• Available also in 0.8mA version</li> </ul>	<ul style="list-style-type: none"> <li>• Only 23 x 33 x 11mm</li> <li>• Up to 40k bps data rate</li> <li>• 19200 baud with ASCII</li> <li>• Up to 500ft. range</li> <li>• 5v operation</li> <li>• 0.25mW into 50</li> <li>• 418 or 433MHz FM</li> <li>• Fast 1ms enable</li> <li>• Direct interface to 5V CMOS</li> <li>• Auto TX/RX changeover</li> </ul>
AM-RT5 ..... \$12.10	AM-HRR3-4xx ..... \$10.95	BIM-4xx-F ..... \$87.36

### RS232 TRANSCEIVER MODULES

<ul style="list-style-type: none"> <li>• 4,800 to 38,400 bps half duplex</li> <li>• 3-wire RS232 interface</li> <li>• <math>\mu</math>Controller with user EEPROM</li> <li>• RS232 interface protected to <math>\pm 15kV</math></li> <li>• Data packetizing performed by user</li> <li>• Auto TX/RX changeover</li> <li>• 418 MHz and 433MHz versions</li> <li>• Range up to 500ft. (0.25mW ver.)</li> <li>• 0.25mW &amp; 10mW versions</li> <li>• Reset switch and status LED's</li> <li>• 7.5-15V dc via DB9 connector, 20mA</li> </ul>	<ul style="list-style-type: none"> <li>• Up to 19,200 bps half duplex</li> <li>• 3 wire RS232 interface</li> <li>• Range up to 500ft</li> <li>• Transparent data packetizing</li> <li>• Supports 8 or 9 bit protocols</li> <li>• Self test function</li> <li>• Reset Switch &amp; Status LED's</li> <li>• 1/4 wave wire antenna on board</li> <li>• Available in a Simplex Tx/Rx pair (RTcomTX &amp; RTcomRx)</li> <li>• 7.5V-15Vdc operation</li> </ul>
BIM-4xx-RS232 .... \$139.30	Transceiver..... RTcom-4xx..... \$247.90 Transmitter..... RTcom-Tx-4xx..... \$ 87.15 Receiver..... RTcom-Rx-4xx..... \$105.52



ABACOM  
TECHNOLOGIES



Tel: (416)236-3858  
Fax: (416)236-8866  
www.abacom-tech.com  
abacomtech@compuserve.com



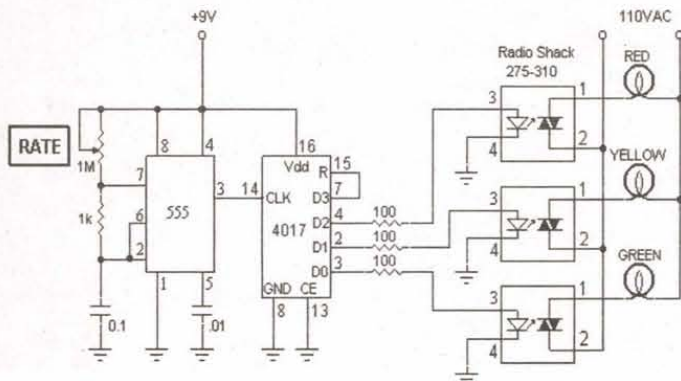
**A** - Ni-MH batteries can work with a slow charger/wall adapter or any charging method with a charge rate less than C/10 — 1/10 of battery capacity. In fact, Ni-MH batteries can be left on the charger indefinitely at C/10 or lower charge rates. Exceeding this charging current, or charging any Ni-MH battery at higher currents beyond its recommended charge time, can shorten its useful life. In your case, C/10 equals 120 mA, well above the capacity of an 88-mA charger. Bottom line: use it.

### Go! Slow! Stop!

**Q** - I'd like a light chaser circuit that would mimic a traffic light, where three 150W lamps would flash in a green, yellow, red sequence. The frequency will be about 2Hz. What do you have, if anything, in your bag of tricks?

Frank Petrich  
via Internet

**A** - Just so happens I have a very solid design that's been around for a long time, and can be found in many hobbyist kits, like the CL-1 from Electronic Rainbow (317-291-7262; [www.rainbowkits.com](http://www.rainbowkits.com)). Most circuits are designed to drive LEDs. I've modified the circuit to flash high-wattage incandescent lamps.



The front end of the circuit is straightforward, with a 555 pulse generator clocking a 4017 decade counter/divider. With each clock pulse, one of the Dx outputs goes high. Normally this would light an LED, so what I've done is use the same output to light the LED inside a solid-state relay (RadioShack 275-310). This relay uses zero-crossing triggering to reduce RFI interference and is capable of controlling lamps up to 300 watts.

### Common Sense CMOS

**Q** - In your Dec. 2000 column you stated that an LM339 chip that you bought at RadioShack turned out to be a CMOS type. This sounds like just what I am looking for. Could you give me the designation, manufacturer, and date code of that chip? The RadioShacks in my area carry different brands of LM339, but I can't tell which ones might be CMOS. So far, I have found ST, TI, and Philips all with a designation of LM339N, and all claiming a quiescent current of 800 uA. I think I may be looking for an LP339. It's rated at 60 uA.

Anonymous  
via Internet

**A** - Yep, it's an LP339 from Texas Instruments. National Semiconductor makes the same chip, which you can buy from Digi-Key (800-344-4539; [www.digikey.com](http://www.digikey.com)) in case your local RadioShack doesn't have one on the shelf. Just keep in mind that CMOS can't have ANY unconnected inputs; that's what I missed the first time when I assumed BJT (binary junction transistor) technology. BTW, if you see an NE prefix (i.e., NE555) or 7555 on chips from RadioShack, they are CMOS from TI, too, so heed the above warning.

### Part Search ...

**Q** - I am looking for a Texas Instruments TI p47a (also labeled TI P47) transistor. I was wondering if you can find a source for this transistor?

Josh Smith  
via Internet

**A** - The transistor's number is actually TIP47, and it's available from Mouser Electronics (800-346-6873; [www.mouser.com](http://www.mouser.com)) and

## Turn Your Multimedia PC into a Powerful Real-Time Audio Spectrum Analyzer

### Features

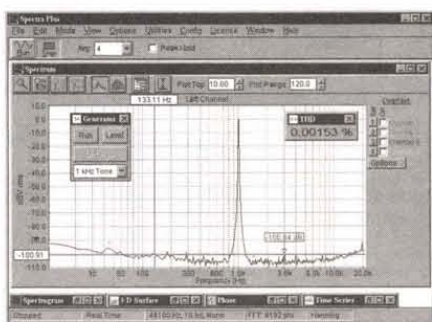
- 20 kHz real-time bandwidth
- Fast 32 bit executable
- Dual channel analysis
- High Resolution FFT
- Octave Analysis
- THD, THD+N, SNR measurements
- Signal Generation
- Triggering, Decimation
- Transfer Functions, Coherence
- Time Series, Spectrum Phase, and 3-D Surface plots
- Real-Time Recording and Post-Processing modes

### Applications

- Distortion Analysis
- Frequency Response Testing
- Vibration Measurements
- Acoustic Research

### System Requirements

- 486 CPU or greater
- 8 MB RAM minimum
- Win. 95, NT, or Win. 3.1 + Win.32s
- Mouse and Math coprocessor
- 16 bit sound card



**Priced from \$299**

(U.S. sales only - not for export/resale)

**DOWNLOAD FREE 30 DAY TRIAL!**

[www.spectraplus.com](http://www.spectraplus.com)

**PHS** Pioneer Hill Software  
24460 Mason Rd.  
Poulsbo, WA 98370  
a subsidiary of Sound Technology, Inc.

Sales: (360) 697-3472

Fax: (360) 697-7717

e-mail: [pioneer@telebyte.com](mailto:pioneer@telebyte.com)



**Spectra Plus**  
FFT Spectral Analysis System

## Celebrating our 17th Year Of Service !!

### COLLIMATING LENS

This economical collimating lens assembly consists of a black anodized aluminum barrel that acts as a heat sink, and a glass lens with a focal point of 7.5mm. Designed to fit standard 9mm laser diodes. Simply place diode in the lens assembly, adjust beam to desired focus, then set with adhesive.

### DIODE/TRANSISTOR TESTER KIT

This dynamic tester allows checking of transistors & diodes in circuit. Identifies NPN or PNP transistors. Checks all types, small or large power. Identifies anode or cathode of diodes.

### ANTI-STATIC FOAM CLEANER

A thick, foaming cleaner for use in static sensitive applications. Safe for plastics and fiberglass. Use on computer cases and all office equipment. Also cleans soft fabrics. 5 oz. aerosol can.

### EPROMS

STOCK#	1-24	25-49	100+
2716	2.99	2.84	2.56
2732	4.49	4.27	3.84
2732A-20	5.49	5.22	4.70
2764-20	5.39	5.12	4.61
2764-25	4.49	4.27	3.84
2764A-20	3.49	3.32	2.99
2764A-25	2.99	2.84	2.56
2764A-15	2.99	2.84	2.56
27256-15	4.79	4.55	4.10
27C256-15	2.99	2.84	2.56
27S12-25	3.09	2.94	2.65
27C512-25	2.99	2.84	2.56
27C010-15	2.79	2.65	2.39
27C020-15	3.49	3.32	2.99
27C040-12	5.49	5.22	4.70
27C080-12	10.99	10.44	9.40

### Popular I.C.'s

STOCK#	1-24	25-49	100+
7400	.39	.37	.33
74LS00	.19	.18	.16
4017	.29	.28	.25
7805T	.33	.31	.28
7812T	.33	.31	.28
LM317T	.49	.47	.42
LM386N-1	.33	.31	.28
NE555N	.24	.23	.21
LM741N	.24	.23	.21
NE5532N	.55	.52	.47
68HC705C8P	8.99	8.54	7.69
8749	17.99	17.09	15.38
62256LP-10	2.79	2.65	2.39
2816	2.79	2.65	2.39

### FM MICROPHONE KIT

Transmit your voice on any FM radio. Range up to 1000'. Case included.

STOCK#	1-4	10-24	25+
K30	15.99	15.19	13.67

### What Do We Have ?

- I.C.'s
- Oscillators
- Crystals
- Diodes
- Tools
- Laser Diodes
- Vases
- Resistors
- Capacitors
- Connectors
- Trim pots
- Kits
- Vases
- LED's
- Transistors
- And more!

### GADGETEER'S GOLDINE

This exciting collection of electronic projects features experiments ranging from magnetic levitation and lasers to high-tech surveillance and digital communications.

• By Gordon McComb

STOCK#	1-4	10-24	25+
TB3360	24.99	23.74	21.37

- Order Line — (800) 824-3432 • International — (724) 495-1230 • Fax Orders — (724) 495-7882
- Technical Support — (724) 495-1231 • No Minimum Order — (Orders under \$20 subject to \$5 charge) • UPS 3 day, Blue, Red, & Fed. Ex. Shipping Available (Call for charges) • PA Res. Add 7 % Sales Tax • Open Mon-Fri 9:00 AM - 5:00 PM (EST) • Corporate Accounts / Quantity Discounts Available • We accept M/C, VISA, Discover & American Express with no surcharge • Call for FREE Catalog (\$2.00 Outside U.S.)
- We Carry A Complete Line Of Electronic Components • Email - [unielec@aol.com](mailto:unielec@aol.com)

Visit us on the web ! [www.unicornelectronics.com](http://www.unicornelectronics.com)

**FREE SHIPPING!!** on pre-paid orders

**Unicorn Electronics**  
1142 State Route 18  
Aliquippa, PA 15001



**Future Electronics (800-655-0006; [www.future-active.com](http://www.future-active.com)).** This NPN transistor (housed in a TO-220 case) has a VCEO (collector-to-emitter breakdown voltage) rating of 250 volts and a collector current of 1 amp; a suitable substitute is the NTE198.

### ... to Part Find

**Q** I have a part that looks similar to a TO-3 transistor package but with four leads. It's labeled PIC625. I've searched Digi-Key and chipdirect.com, and found nothing. Do you know where to find this part?

**J.S. Smith  
via Internet**

**A** Locating parts can be a nightmare, and I've done my best to point out web links to find even the most obscure and obsolete. You can find a list of the most productive sites located on our web site ([www.nutsvolts.com](http://www.nutsvolts.com)) under the name PARTFIND.TXT. I located this particular device using the Google.com search engine.

**Quick COMpSEEK:** <http://members.es.tripod.de/adm/popup/roadmap.shtml>

PIC625 = SW-REG, 60V, 15A, 100kHz

### Nuts & Volts Search ...

**Q** Please tell me which issue you outlined a basic circuit application for a solar panel battery charger. I keep all my back-issues (for the last three years) of *Nuts & Volts*, and it would really help if there was an article or subject-referenced look-up table or an index of some sort for the various entries in both your column and others over the years. There is such a wealth of useful information that keeping track of it is mind-boggling.

**Greg Roehr  
via Internet**

**A** You'll find two versions of the solar panel battery charger in the April 1997 issue. Know the feeling of trying to remember just where and when an article or topic was published. To help you in your quest, the *Nuts & Volts* web site has a search feature that locates many past features and columns. The site is updated constantly, so check it often for new additions.

### ... and Manuals Found

**Q** I was given a GenRad 1900A Wave Analyzer. It is in excellent condition and I would like to use it or at least understand what can I do

## Cool Web Sites

Watch the pandas play at the Smithsonian National Zoo; live video cams and color stills.  
<http://pandas.si.edu>

Or watch Hua Mei and Bai Yun, San Diego Zoo's pandas, at play on their live Panda Cam  
[www.sandiegozoo.org/special/pandas/pandacam/index.html](http://www.sandiegozoo.org/special/pandas/pandacam/index.html)

Perhaps the serene underwater pictures of Monterey Bay Aquarium's Kelp Cam is more to your taste.  
[www.mbayaq.org/efc/efc\\_hp/hp\\_kelp\\_cam\\_live.asp](http://www.mbayaq.org/efc/efc_hp/hp_kelp_cam_live.asp)

Into bugs? Check out the Insect Zoo cam at the Iowa State University Entomology Department; includes remote control camera.

<http://zoocam.ent.iastate.edu>

Fun zoo animals from A to Z.  
[www.bemboszoo.com/Bembo.swf](http://www.bemboszoo.com/Bembo.swf)

with it. Can you help me find a manual, schematics, or anyone willing to explain how to use this beautiful instrument?

**Luis Morana  
Minneapolis, MN**

**A** An extensive list of vendors for ham radio, radio, TV, video, audio, and test equipment can be found on our web site ([www.nutsvolts.com](http://www.nutsvolts.com)) under the filename MANUALS.TXT. I'm aware vendors come and go. So if you readers would be so kind as to send me additions/deletions to this file so that it's current, I'd really appreciate it. Everybody benefits from this feedback — and, hey, if it's an exceptional addition, you could get your name in print and \$25.00 if it relates to a reader tip — which I haven't seen in a while. (Hint! Hint! All contributions to the Q & A column pay \$25.00 if it's an original idea.)

## MAILBAG

Dear TJ:

Your May 2000 *Nuts & Volts* tach schematic did not print clearly in my copy. Is that a 10K resistor going to pin 1? And the CAL portion of the circuit

## An Astron Power Supply Is Reborn

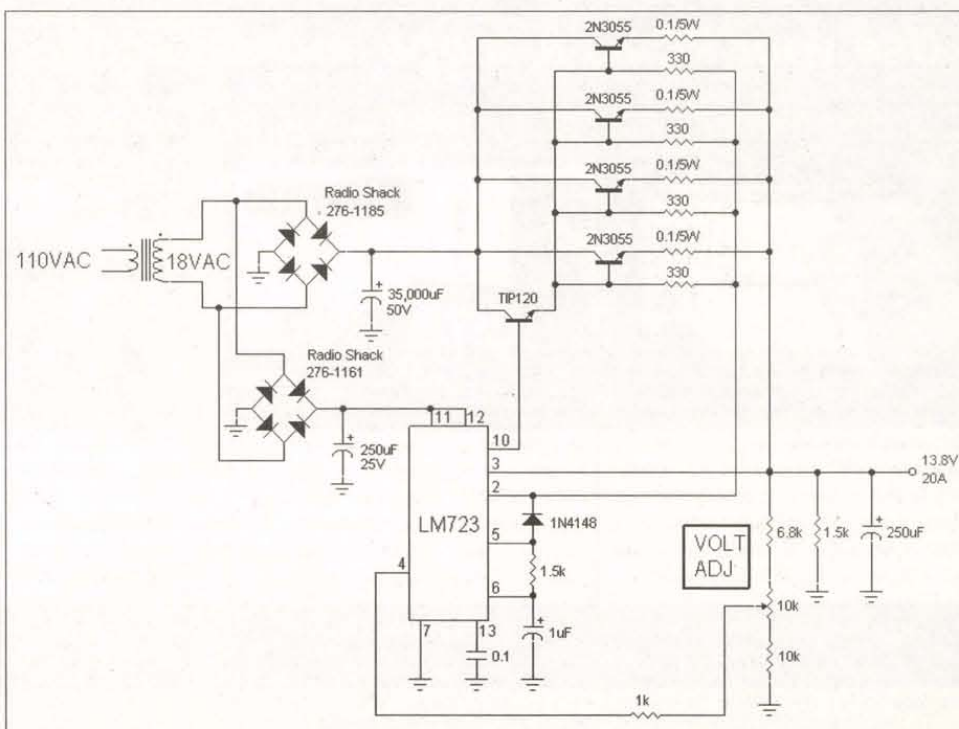
**Q** In the Jan. 2000 issue you answered a question regarding a pair of burned-up power supplies, and you gave a diagram using three 2N3055 transistors with an output current of 8 amps. I'd like to build a similar power supply using four 2N3055 transistors, which I have on hand, already wired, and mounted on a large heatsink. The companion transformer outputs 16 volts AC at 35 amps. I plan on using the power supply to power a Kenwood TS-430S transceiver, which requires 13.8 volts DC at 20 amps to transmit. Can I achieve my goal with the parts I have?

**D.J. Smith  
via Internet**

**A** Operating battery-powered transceivers from a bench power supply is a common practice. Most often an Astron power supply is used because of its low cost and availability. The following circuit is based on an Astron design.

As you can see this is a bare bones unit, which I did on purpose to keep cost down. It doesn't have voltage or current meters or over-current protection, but both can be easily added. Although you say your transformer is rated 16 volts, I believe it's probably matched to the transistor array and will output the needed 13.8 volts DC with no problem. The output current is a conservative 20 amps, but it can easily deliver up to 25 amps when operated in the ICS — Intermittent Communication Service mode (50%

duty cycle @ five minutes on and five minutes off). A cooling fan directed on the pass transistors would allow longer periods of ICS intermittent operation.






## LOWEST COST LCD'S ON EARTH



### VIDEO LCD

4 inch Video NTSC \$150  
Sharp P/N 4LU4E  
Composite NTSC & RGB Input  
12:00 OR 6:00 Viewing Angle  
Integrated Backlight & Inverter  
Extended Temp: -10 to +60 C  
Brightness: 260 nits  
Power Consumption: 4.3 Watts  
Contrast: 50 to 1



### CHARACTER LCD

OPTREX DMF-5005SN-EW  
240 x 64 Graphic EL Backlit STN \$30  
OPTREX DMF-5005N  
240 x 64 Graphic Reflective STN \$30  
SANYO DM2023-7G1  
2 x 20 Character Reflective STN \$8  
SHARP LM20A21  
2 x 20 Character Reflective STN \$8  
VIKAY 2035TNLD NOTW-D  
2 X 16 Character LED Backlit STN \$8



### LCD MONITOR

10.4" DSTN or 12.1" TFT  
Analog SVGA Input  
Autosync  
Auto Sizing  
Automatic Expansion of VGA  
images to SVGA (On 12.1")  
Very Aggressive Pricing  
Starting under \$500!



### TOUCH MONITOR


EarthVue 10.4  
10.4" VGA TFT  
Analog VGA Input  
105 Nit Brightness  
RS-232 Touch Screen Option  
Only 9.9"W x 7.7"H x 1.5"D  
Ideal For Factory Automation  
Fully Articulating Ball Mount  
Only \$1095 With Touch



### LCD DISPLAYS

6.3" Mono STN \$60  
9.4" Mono Reflective \$60  
8.4" TFT \$250  
9.4" DSTN \$150  
10.4" TFT \$350  
10.4" DSTN \$240

NoteBook Screens  
340 Models in Stock  
Obsolete Screens Stocked  
Hard To Find LCD? Call!



### CONTROLLERS

ISA  
PCI  
PC/104  
NTSC  
Analog VGA  
Complete LCD Kits with LCD,  
Controller & Cable Starting  
under \$200



**EARTH**

Computer Technologies

"The World Leader In LCD Recycling"

Ph: (949) 361-2333 Fax: (949) 361-2121

<http://www.flat-panel.com>

Circle #29 on the Reader Service Card.

## Electronics Q & A

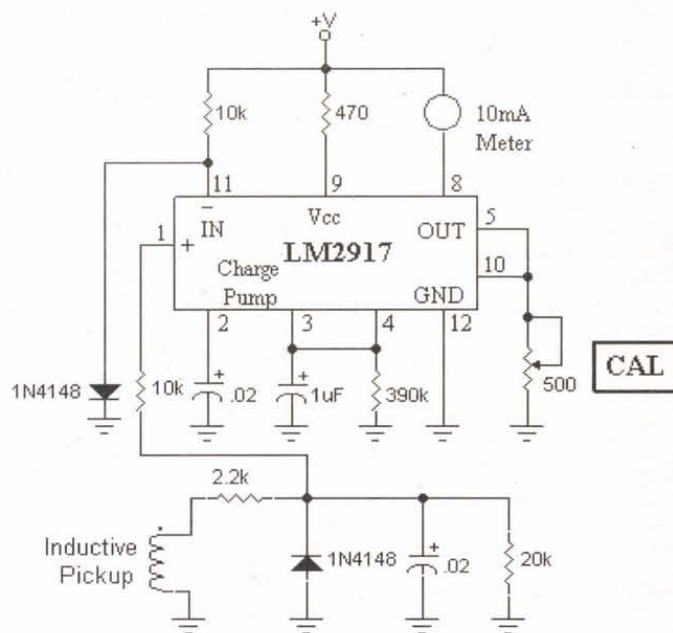
shows a 500-ohm (?) variable resistor hanging in mid-air, connected to nothing. Obviously one end goes to ground, but where does the other end connect to the chip?

Grant Fair, M.S.W., R.S.W.  
Willowdale, Ontario, Canada

Response:

Sorry, sometimes during the sizing process of fitting the schematic to the page, some lines drop out. Let's try this arrangement of parts and see if it fits better — and is more readable. BTW, I've had feedback on this circuit saying it doesn't work with all magnetos. If you have a problem, feel free to get back to me and I'll see if we can do a workaround.

TJ Byers  
Q & A Editor



Dear TJ:

I would like to point out an error relating to the question regarding the use of the parallel port to turn on and off a tape recorder. The values in your "OUT" statements toward the end of the response would NOT turn on individual bits as you propose, but rather set bits in the binary representation of the number in the OUT command. I'm sure you intended to put in:

Data Line	Instruction for Logic "I" Out
All LOW	OUT &H0378, 0
D0	OUT &H0378, 1
D1	OUT &H0378, 2
D2	OUT &H0378, 4
D3	OUT &H0378, 8
D4	OUT &H0378, 16
D5	OUT &H0378, 32
D6	OUT &H0378, 64
D7	OUT &H0378, 128
All HIGH	OUT &H0378, 255

It would be worth mentioning that you could use binary arithmetic "and" / "or" statements to control individual lines without affecting the state of the other lines, and that the parallel port address could also be &h278 or in really unique cases &h3BC — if memory serves.


Steve Jones  
via Internet

## Use your PC as a scope and datalogger!

**Parallel Port Scope**  
spectrum analyzer, and digital multimeter

**Environmental Logging**  
record temperature, humidity, etc.

**DRDAQ for PCs**  
sciencelogger with sensors



**ADC Virtual Instruments** turn your PC or laptop into a sophisticated storage scope AND spectrum analyzer AND multimeter. Display simultaneously on large screen! 100MS/s 8-bit or 1.2MS/s 12-bit or 333KS/s versions. Great for schools, test depts, etc. Input to Excel! LabView/NT drivers included.



**ENVIROMON** - temperature (thermistor), humidity & light sensors, door position, etc. Record for 365/24 without a PC even if power fails. Monitor 30 sensors 400 yds away. With cables and easy software. Remote audio alarm. Use TC-08 for most thermocouples.



**DRDAQ** - is a PC adapter with sensors for light, pH, volts and temp. Great for science fairs! Supplied with ready-to-run software and lots of physics/chem exp'ts.

Download FREE demo software. Sales only: 1-888-7SAELIG

[www.saelig.com](http://www.saelig.com) 716-425-3753 • 3835 (fax) saelig@aol.com

Stocked in NY by Saelig Company: Virtual Instruments, I2C and embedded controllers, BITlink 2-wire networks, RS232/422/485, CANbus, etc. See [www.saelig.com](http://www.saelig.com) for Product of the Month!

**pico**  
Technology Limited



We accept Visa,  
Mastercard, AmEx,  
and Discover

# Attention: Nerds-Geeks


Fax: 318-424-9771

To Order Call 1-800-227-3971 [www.shrevesystems.com](http://www.shrevesystems.com)

## The Vintage Mac Superstore!

### LOGIC BOARD BLOWOUT!

### Peltier Junction BLOWOUT!



## STARTING AT \$19!

PM 6100 .....ONLY \$49 7200 .....ONLY \$29

PM 7100/66 .....ONLY \$99



**Peltier Junction**  
with heat sink, works on 5V & 12V  
1 3/16" x 1 3/16"

**Less Than \$5 Each or  
4 for \$19**

Be sure to check us out on the web at <http://www.shrevesystems.com> for the best prices on Vintage Mac gear!

## MONITOR MAYHEM!

19"-21" fixed res 1024 X 768

**ONLY....\$49** as is



H.P. 17" fixed res 832 X 724

**ONLY....\$79** 30 Day

Warranty



13"-14" fixed res 640 X 480

**ONLY....\$25** as is



H.P. 17" fixed res 640 X 480

**ONLY....\$79** 30 Day

Warranty



15" Radius Pivot

**ONLY....\$25** as is



16" Rasterops fixed 832 X 624

**ONLY....\$79** 30 Day

Warranty



**Global Village  
Gold** internal Modem  
14.4 Com Slot

**ONLY \$1**

**Global Village**

**Bronze**

External Modem  
2400 Bps/9600 Fax



**ONLY \$1**



Apple Color  
Composite Display  
Great for Surveillance  
Refurbished **\$69**




**PAS16 Audio CMS Tower SCSI Case**  
Spectrum Holds 4 5.25 SCSI full ht. drives

16 Bit Sound Editing  
Card **ONLY \$19**



**\$79**



Drive Lock Security System for  
Portable Computers-protects your  
data if lost or stolen!

**ONLY.....\$5**



**\$19**  
Curtis ADB Track Ball



Apple  
Remote  
Control  
**\$5 EACH**



**\$5**

PDA Genuine  
Leather Carry  
Case  
Let your palm  
pilot lead the life  
of luxury!



Membrane  
Track Pad for  
laptop **\$2**

**NEW STARTING AT  
\$19!**



NO EXCHANGE  
REQUIRED!  
PART # 661-0474

**1.44 SuperDrives**



**\$3**  
**LC Power Supply**  
+5V, -5V, +12V Output

MacAllly ADB Keyboard



**\$19**

### RAM

1 MB 30 Pin 4 For \$1  
4 MB 72 Pin 2 For \$5

**Apple II 256K Memory  
Expansion Kit**  
HM51256P-10 **ONLY \$1**

### Miscellaneous

Apple 8 bit Video Card	\$19
LaserWriter IINT	\$149
Apple ADB Keyboard	\$19
1.44 Super Drive	\$19
Clone ADB MouseII	\$19
Quicktake 100 Camera	\$99
Bernoulli 90 MB EXT	\$10
44MB SyQuest Ext	\$10
88MB SyQuest Ext	\$19

**\$25 minimum  
order**

**Shreve Systems**  
1200 Marshall st  
Shreveport, La 71101

Prices reflect a 2% cash discount and are subject to change without notice. Returns  
are subject to a 15% restocking fee. Not responsible for typographical errors.



# WESTERN TEST SYSTEMS

# WE BUY AND SELL

Inquiries 307-635-2269 • Fax 307-635-2291

Orders 800-538-1493

2701 Westland Court, Unit B, Cheyenne, Wyoming 82001

## OSCILLOSCOPES & ACCESSORIES

### OSCILLOSCOPES

TEK 7104 1 GHz 2-Channel Oscilloscope, w/7A29, 7A29-04, 7B10, 7B15	\$2,000.00
TEK 7904 Oscilloscope with plug-ins: 7A19, 7A26, 7B80, 7B85	\$850.00

### PROBES

TEK 1101 Accessory Power Supply, for FET probes	\$175.00
TEK A6902B Voltage Isolator, DC-20 MHz, 20 mV-500 V/div	\$500.00
TEK P6046 100 MHz Differential Probe	\$400.00
TEK P6101A pair 1X 34 MHz Probe pair, 10 Megohm/32pF, new in plastic	\$50.00
TEK P6201 900 MHz 1X/10X/100X FET Probe	\$400.00
TEK P6202 500 MHz 10X FET Probe	\$150.00
TEK P6701 opt.02 O/E Converter, 450-1050 nm/0-1 mW: DC-700 MHz, ST conn.	\$175.00

## WAVEFORM GENERATORS

### FUNCTION

HP 3310A 5 MHz Function Generator	\$250.00
HP 3312A 13 MHz Function Generator	\$500.00
HP 3325A-002 21 MHz Synthesized Function Generator, HV output option	\$1,200.00
TEK AWG5102 Arb. Waveform Gen., 20 MS/s, 12 bits, 50ppm synthesis <1MHz	\$650.00
TEK AWG5105 opt.02 Arbitrary Waveform Generator, dual channel option	\$800.00
TEK DG501 Digital Delay & Burst Gen., for function & pulse gens	\$200.00
TEK FG5010 Programmable 20 MHz Function Generator, TM5000 series	\$800.00
TEK FG501A 2 MHz Function Generator, TM500 series	\$275.00
TEK FG502 11 MHz Function Generator, TM500 series	\$275.00
TEK FG503 3 MHz Function Generator, TM500 series	\$250.00
TEK RG501 Ramp Generator, TM500 series	\$175.00
WAVETEK 288 20 MHz Synthesized Function Generator, GPIB	\$650.00

### PULSE

BERKELEY NUCLEONICS 7085B Digital Delay Generator, 0-100 mS, 1 nS res, 5 Hz-5 MHz	\$550.00
HP 8007B 100 MHz Pulse Generator	\$450.00
HP 8012B 50 MHz Pulse Generator, variable transition time	\$600.00
HP 8013A 50 MHz Dual Output Pulse Generator	\$500.00
HP 8013B 50 MHz Dual Output Pulse Generator	\$600.00
TEK PG502 250 MHz Pulse Generator, Tr<1nS, TM500 series	\$500.00
TEK PG508 50 MHz Pulse Generator, TM500 series	\$350.00

## VOLTAGE & CURRENT

### VOLTMETERS

FLUKE 845AR High Impedance Voltmeter / Null Detector	\$400.00
HP 3456A 6-1/2 Digit Voltmeter, HP1B	\$450.00
HP 3457A 7-1/2 digit Voltmeter, HP1B	\$1,000.00
HP 3478A 5-1/2 digit Multimeter, HP1B	\$450.00
KEITHLEY 181 6-1/2 digit Nanovoltmeter, 10 nV sensitivity, GPIB	\$675.00
SOLARTRON 7081 8-1/2 digit Voltmeter	\$3,000.00
TEK DM5010 4-1/2 digit Multimeter, TM5000 series plug-in	\$300.00
TEK DM501A 4-1/2 digit Multimeter, TM500 series plug-in	\$225.00

### CALIBRATION

FLUKE 510A AC Reference Standard, 10 VRMS, 0-10 mA	\$450.00
FLUKE 515A Portable Calibrator, DC/AC/Ohms, line & battery power	\$900.00
FLUKE 5220A Transconductance Amplifier, DC-5 kHz, 0-20 A	\$1,900.00

### VOLTAGE SOURCES

HP 6114A Precision Power Supply, 0-20 V 0-2 A / 20-40 V 1 A	\$850.00
HP 6115A Precision Power Supply, 0-50V 0-0.8A / 0-100V 0-0.4A	\$750.00
KEITHLEY 228 Programmable Voltage/Current Source	\$1,900.00

### CURRENT METERS & SOURCES

FLUKE Y5020 Current Shunt, 20 V / 20 A max., 1 milliohm value	\$450.00
HP 6177C DC Current Source, to 50 V, 500 mA	\$500.00
HP 6181C DC Current Source, to 100 V, 250 mA	\$500.00
HP 6186C DC Current Source, to 300 V, 100 mA	\$750.00
KEITHLEY 225 Current Source, 0.1 uA-100 mA, 10-100 V compliance	\$450.00
TEK CT-5 High Current Transformer for P6021/A6302, to 1000A	\$375.00
TEK P6022 AC Current Probe w/termination, 935 Hz-120 MHz, 6 A pk	\$250.00
VALHALLA 2500 AC-DC Current Calibrator, 2 uA-2 A, DC-10 kHz	\$675.00

## IMPEDANCE & COMPONENT TEST

### L.C.R.

BOONTON 62AD 1 MHz Inductance Meter, 2-2000 uH	\$550.00
BOONTON 72BD 1 MHz Capacitance Meter, 3-1/2 digit display	\$650.00
BOONTON 72C 1 MHz Capacitance Meter, 1-3000 pF full scale	\$800.00
GR 1658 RLC DigiBridge, 120 Hz / 1 kHz	\$1,000.00
HP 4262A 3-1/2 digit LCR Meter, 120 Hz / 1 kHz / 10 kHz	\$950.00
HP 4274A 5-1/2 digit LCR Meter, 100 Hz-100 kHz, HP1B	\$3,250.00

### STANDARDS

E.S.I. SR-1 Standard Resistor, various values	\$125.00
E.S.I. SR1010 Resistance Transfer Standards, 1 Ohm-100 K/step	\$550.00
GENERAL RADIO 1409-SERIES Standard Capacitors	\$150.00
GR 1406 Standard Air Capacitors, GR900 connector, 0.1% acc.	\$275.00
GR 1413 6-Decade Precision Capacitor, 0-1 uF, 1 pF resolution	\$1,500.00
GR 1432-U 4-Decade Resistor, 0-111.1 Ohms, 0.01 Ohm resolution	\$100.00
GR 1433-J 4-Decade Resistor, 0-11.110 Ohms, 1 Ohm resolution	\$150.00
GR 1433-K 4-Decade Resistor, 0-1.110 Ohms, 0.1 Ohm resolution	\$150.00
GR 1433-P 5-Decade Resistor, 0-1.1111 Megohm, 10 Ohm resolution	\$500.00

### T.D.R.

TEK 1503B-03.04 T.D.R., 0-50,000 ft., chart recorder & battery power	\$3,000.00
---	------------

## POWER SUPPLIES

### SINGLE OUTPUT

HP 6024A 0-60 V / 0-10 A / 200 Watts max. CV/CC Power Supply	\$600.00
HP 6033A Power Supply, 0-20 V / 0-30 A / 200 Watts max., HP1B	\$1,200.00
HP 6110A 0-300V / 0-6 mA CV/CL Power Supply	\$250.00
HP 6201B 0-20 V / 0-1.5 A CV/CC Power Supply	\$175.00
HP 6203B 0-7.5 V / 0-3 A CV/CC Power Supply	\$175.00
HP 6207B 0-160 V / 0-200 mA CV/CC Power Supply	\$200.00
HP 6263B 0-20 V / 0-10 A CV/CC Power Supply	\$375.00
HP 6266B 0-40 V / 0-5 A CV/CC Power Supply	\$375.00
HP 6267B 0-40 V / 0-10 A CV/CC Power Supply	\$550.00
HP 6271B 0-60 V / 0-3 A CV/CC Power Supply	\$375.00
HP 6274B 0-60 V / 0-15 A CV/CC Power Supply	\$650.00
HP 6282A 0-10 V / 0-10 A CV/CC Power Supply	\$200.00
HP 6299A 0-100 V / 0-750 mA CV/CC Power Supply	\$200.00
HP 6384A 0-4.0-5.5 V at 8 A CV/CL Power Supply	\$125.00
HP 6443B 0-120 V / 0-2.5 A CV/CC Power Supply	\$450.00
HP 6643A 0-35 V / 0-6 A CV/CC Power Supply, HP1B	\$1,200.00
HP 6652A 0-20 V / 0-25 A 500 Watt Programmable Power Supply, HP1B	\$1,875.00
KEPCO ATE 36-8M 0-36 V / 0-8 A CV/CC Power Supply	\$375.00
LAMBDA LK-352-FM 0-60 V / 0-15 A CV/CC Power Supply	\$600.00
SOERENSON DCR 600-0.75B 0-600 V / 0-750 mA CV/CC Power Supply	\$550.00
SOERENSON SRL 20-12 0-20 V / 0-12 A CV/CC Power Supply	\$350.00
SOERENSON SRL 60-8 0-60 V / 0-8 A CV/CC Power Supply	\$500.00

### MULTIPLE OUTPUT

HP 6205C Dual Power Supply, 0-40 V 300 mA & 0-20 V 600 mA, CV/CL	\$300.00
HP 6228B Dual 0-50 V / 0-1 A CV/CC Power Supply	\$375.00
HP 6236B Triple Output Power Supply, +/- 0-20V 0.5A & 0-6V 2.5A	\$375.00
HP 6253A Dual 0-20 V / 0-3 A CV/CC Power Supply	\$375.00
HP 6255A Dual 0-40 V / 0-1.5 A CV/CC Power Supply	\$375.00
KEPCO MPS-620M Triple Output Supply, dual 0-20V 1A tracking & 0-6V 5A	\$200.00
TEK PS503A Dual Power Supply, TM500 series	\$200.00

### MISCELLANEOUS

ACME PS2L-500 Programmable Load, 0-75 V / 0-75 A / 500 Watts max.	\$350.00
BEHLMAN 25-C-DIOSCD-1 AC Power Source, 250 VA, 0-130 VAC, 45-2000 Hz	\$850.00
HP 59501B HP1B Isolated DAC/Power Supply Programmer	\$175.00
HP 6060A 300 Watt Programmable Load, 0-60 A / 3-60 V, HP1B	\$950.00
KEPCO BOP 50-2M Bipolar Op Amp/Power Supply, to 50 V 2 A	\$400.00
TRANSISTOR DEVICES DAL-50-15-100 Programmable Load, 0-50 V, 0-15 A, 100 Watts max.	\$200.00

## TIME & FREQUENCY

### SINGLE OUTPUT

HP 5314A 100 MHz/ 100 nS Universal Counter	\$175.00
HP 5315A 100 MHz/ 100 nS Universal Counter	\$350.00
HP 5315A-001, 003 100 MHz/ 100 nS Univ. Counter; TCXO ref. & 1 GHz C-ch	\$550.00
HP 5315A-003 100 MHz/ 100 nS Univ. Counter, 1 GHz C-channel option	\$450.00

HP 5316A 100 MHz/ 100 nS Universal Counter, HP1B	\$450.00
HP 5370B 100 MHz/ 20 pS Universal Counter, 11 digits	\$1,200.00
PHILIPS PM6672/411 120 MHz/ 100 nS Universal Counter, C-channel 70-1000 MHz	\$375.00
TEK DC5004 Programmable 100 MHz/ 100 nS Counter/Timer, TM5000 series	\$200.00
TEK DC5009 Programmable 135 MHz Univ. Counter/Timer, TM5000 series	\$350.00
TEK DC503A 125 MHz/ 100 nS Universal Counter, TM500 series	\$275.00
TEK DC509 135 MHz/ 10 nS Universal Counter, TM500 series	\$275.00

### FREQUENCY COUNTERS

EIP 548A-06 26.5 GHz Frequency Counter, w/mixers 26-60 GHz	\$3,950.00
EIP 578-opt's 02.05 26.5 GHz Source Locking Counter; GPIB & power meter opt	\$2,750.00
FLUKE 7220A-010, 131,351 1.3 GHz Counter, battery power, OCXO, and res. mult.	\$500.00
HP 5342A 18 GHz Frequency Counter	\$900.00
HP 5343A-001 26.5 GHz Frequency Counter, OCXO reference	\$3,000.00
HP 5345A/5355A/5356A 18 GHz CW/Pulse Frequency Counter	\$2,950.00
HP 5352B-001, 005 46 GHz Frequency Counter, ovenized xtal reference	\$8,500.00
HP 5364A Microwave Mixer / Detector, for modulation domain an.	\$2,000.00

### STANDARDS

HP 105B Quartz Oscillator, 0.1 / 1.0 / 5.0 MHz, battery power	\$1,100.00
--	------------

## AUDIO & BASEBAND

### SPECTRUM ANALYSIS

HP 3586C Selective Level Meter, 50 Hz-32.5 MHz, 50 & 75 ohms	\$1,200.00
---	------------

### DISTORTION ANALYZERS

HP 8903A Audio Analyzer, 20 Hz-100 kHz	\$1,200.00
--	------------

### RMS VOLTMETERS

FLUKE 8922A True RMS Voltmeter, 180 uV-700 V, 2 Hz-11 MHz	\$450.00
--	----------

### OSCILLATORS

TEK SG502 Sine/Square Osc., 5 Hz-500 kHz, 70 dB step atten, TM500	\$200.00
WAVETEK 98 1 MHz Synthesized Power Oscillator, GPIB	\$950.00

### MISCELLANEOUS

HP 3575A Phase-Gain Meter, 1 Hz-13 MHz, single display	\$600.00
HP 3575A-001 Phase-Gain Meter, 1 Hz-13 MHz, dual display	\$850.00
KROHN-HITE 3103 High/Low Pass Filter, 10 Hz-3 MHz, 24 dB/octave	\$350.00
KROHN-HITE 3200 High Pass / Low Pass Filter, 20 Hz-2 MHz, 24 dB/octave	\$275.00
KROHN-HITE 3202 Dual HP/LP/BP/BR Filter, 20 Hz-2 MHz, 24 dB/octave	\$450.00
ROCKLAND 852 Dual Highpass/Lowpass Filter, 0.1 Hz-111 kHz	\$650.00

## RF & MICROWAVE

### SPECTRUM ANALYZERS

HP 11517A/18A/19A/20A Mixer Set, 12.4-40.0 GHz, for HP 8555A/8569A	\$500.00
HP 11970A WR28 Harmonic Mixer, 26.5-40 GHz	\$1,100.00
HP 11970K WR42 Harmonic Mixer, 18.0-26.5 GHz	\$1,100.00
HP 11970Q WR22 Harmonic Mixer, 33-50 GHz	\$1,400.00
HP 11971A WR28 Harmonic Mixer, for HP 8569B	\$800.00
HP 11971K WR42 Harmonic Mixer, for HP 8569B	\$800.00
HP 8449B Preamp, 10-26.5 GHz	\$4,500.00
HP 8559A/853A-001 Spectrum An., 0.01-21 GHz, 1 kHz res., w/rackmount frame	\$3,500.00
HP 85640A Tracking Generator, 300 kHz-2.9 GHz, for HP 8560 series	\$5,000.00
HP 8565A-100 Spectrum Analyzer, 10 MHz-22 GHz, 100 Hz min. res. bw.	\$3,000.00
HP 8568B Spectrum Analyzer, 100 Hz-1.5 GHz, 10 Hz min. res.	\$8,500.00
HP 8569B Spectrum Analyzer, 10 MHz-22 GHz, 100 Hz min. res. bw.	\$5,500.00
TEK 492-opt.02 Spectrum Analyzer, 50 kHz-18 GHz, 1 kHz res.	\$4,250.00
TEK WM782V WR15 Harmonic Mixer, 50-75 GHz	\$1,500.00

### NETWORK ANALYZERS

HP 11650A Network Analyzer Accessory Kit, APC7	\$600.00
HP 11665B Modulator, 0.15-18 GHz, for HP 8755/6/7	\$250.00
HP 4815A Vector Impedance Meter, 0.5-108 MHz, 1 Ohm-100 kilohm	\$1,200.00
HP 8502B 75 Ohm Transmission/ Reflection Test Unit, 0.5-1300 MHz	\$675.00
HP 85054A Type N Calibration Kit, for HP 8510 series	\$1,800.00
HP 8511A Frequency Converter, 45 MHz-26.5 GHz, for HP 8510	\$6,500.00
HP 8717A Transistor Bias Supply	\$500.00
HP 8756A Scalar Network Analyzer, HP1B	\$1,375.00
HP 85028A WR28 Detector, 26.5-40 GHz, for HP 8757 series	\$1,200.00





# 90 DAY WARRANTY PARTS AND LABOR • 10 DAY INSPECTION TEST EQUIPMENT WANTED PARTS AND LABOR • 10 DAY INSPECTION TEST EQUIPMENT WANTED PARTS AND LABOR • 10 DAY INSPECTION



## SIGNAL GENERATORS

FLUKE 6060A Synthesized Signal Gen., 0.1-1050 MHz, 10 Hz res.	\$1,500.00
FLUKE 6060B/AK Synthesized Signal Gen., 0.1-1050 MHz, 10 Hz res.	\$1,900.00
GIGATRONICS 600/8-12 Synthesized Source, 6-12 GHz, 1 MHz res., GPIB	\$1,800.00
GIGATRONICS 6000/8-16 Synthesized CW Gen., 8-16 GHz, 1 MHz res., +10 dBm	\$2,250.00
GIGATRONICS 875/50 Levelled Multiplier, x4, 50.0-75.0 GHz output, -3 dBm	\$2,500.00
GIGATRONICS 900/2-8 Synthesized Signal/Sweep Gen., 2-8 GHz, 1 MHz res., GPIB	\$2,000.00
HP 11707A Test Plug-in for HP 8660 series	\$500.00
HP 11720A Pulse Modulator, 2-18 GHz, 80 dB on/off ratio	\$450.00
HP 3335A-001 Synthesized Level Gen., 200 Hz-81 MHz, 87 to +13 dBm	\$3,500.00
HP 8656A-001 Signal Generator, 0.1-990 MHz, 100 Hz res., GPIB, OCXO	\$1,600.00
HP 8657A-002 Signal Generator, 0.1-1040 MHz, 10 Hz res., GPIB	\$2,750.00
HP 8660C/86603A/86633B Synthesized Signal Generator, 1-2600 MHz, AM, FM	\$3,250.00
HP 8671A Synthesized CW Gen., 2-6 GHz, 1 kHz res., +8 dBm	\$2,750.00
HP 8672A Synthesized Signal Generator, 2-18 GHz, +3 dBm output	\$4,500.00
HP 8673H-212 Synthesized Signal Generator, 2.0-12.4 GHz, 1 kHz res.	\$8,750.00
HP 8684B Signal Generator, 5.4-12.5 GHz, AM/WBFM/Pulse	\$3,000.00
HP 8684D Signal Generator, 5.4-18.0 GHz, AM/WBFM/Pulse	\$3,750.00
WAVETEK 952 Signal Generator, 1-4 GHz, +10 dBm, AM, FM	\$750.00
WAVETEK 954 Signal Generator, 3.7-7.6 GHz, +7 dBm, AM, FM	\$750.00
WAVETEK 957 Signal Generator, 12-18 GHz, +7 dBm, AM, FM	\$750.00

## SWEEP GENERATORS

HP 8350B/83522A Sweep Oscillator, 10-2400 MHz, +13 dBm levelled	\$3,900.00
HP 8350B/83540A-002,004 Sweep Oscillator, 2.0-8.4 GHz, 70 dB step attenuator	\$3,900.00
HP 8350B/83545A-002 Sweep Oscillator, 5.9-12.4 GHz, 70 dB step attenuator	\$3,900.00
HP 8350B/83590A Sweep Generator, 2-20 GHz, +10 dBm levelled	\$6,500.00
HP 83570A RF Plug-in, 18.0-26.5 GHz, +10 dBm levelled	\$6,000.00
HP 8601A Generator/Sweeper, 0.1-110 MHz, +20 dBm levelled	\$400.00
HP 8620C Sweep Oscillator Frame	\$550.00
HP 8622B-002 RF Plug-in, 10-2400 MHz, +13 dBm lkd., 70 dB step att.	\$1,250.00
HP 8622B-E69/8620C Sweep Oscillator, 0.01-2 GHz & 2-4 GHz, +10 dBm, w/iframe	\$1,500.00
HP 86235A-001 RF Plug-in, 1.7-4.3 GHz, +16 dBm levelled	\$400.00
HP 86241A-001 RF Plug-in, 3.2-6.5 GHz, +8 dBm levelled	\$300.00
HP 86260A-H04 RF Plug-in, 10.0-15.0 GHz, +10 dBm unlevelled	\$400.00
HP 86290A RF Plug-in, 2.0-18.0 GHz, +7 dBm levelled	\$1,200.00
HP 86290B RF Plug-in, 2.0-18.6 GHz, +10 dBm levelled	\$1,650.00
HP 86290C RF Plug-in, 2.0-18.6 GHz, +13 dBm levelled	\$1,850.00
WAVETEK 2001 Sweep Generator, 1-1400 MHz, +10 dBm, 70 dB step atten.	\$900.00
WAVETEK 2002A Sweep Generator, 1-2500 MHz, +10 dBm, 70 dB step atten.	\$1,200.00
WAVETEK 982 Sweep Generator, 1.0-4.0 GHz, markers, +12 dBm unlvld.	\$950.00
WILTRON 6717B-20 Freq. Synth./Sweeper, 10 MHz-8.4 GHz, +13 dBm, AM, FM	\$6,500.00

## POWER METERS

BOONTON 42B/41-4E Analog Power Meter, with 1 MHz-19 GHz sensor	\$450.00
HP 432A/478A Power Meter, -30 to +10 dBm, 10 MHz-10 GHz	\$300.00
HP 435B/8481A Power Meter, -30 to +20 dBm, 10 MHz-18 GHz	\$900.00
HP 435B/8482B Power Meter, 0 to +43 dBm, 100 kHz-4.2 GHz	\$1,500.00
HP 436A-022/8481A Power Meter, -30 to +20 dBm, 10 MHz-18 GHz, GPIB	\$1,200.00
HP 436A-022/8484A Power Meter, -70 to -20 dBm, 10 MHz-18 GHz, GPIB	\$1,200.00
HP Q8486A Power Sensor, 33.0-50.0 GHz, WR22, for 435/67/8	\$1,500.00
HP R8486A WR28 Power Sensor, 26.5-40 GHz, for HP 435/67/8	\$1,500.00

## RF MILLIVOLTMETERS

BOONTON 92C RF Millivoltmeter, 3 mV-3 V r.s., 10 kHz-1.2 GHz	\$500.00
RACAL-DANA 9303 RF Millivoltmeter, 10 kHz-2 GHz, -70 to +20 dBm	\$750.00

## AMPLIFIERS, MISCELLANEOUS

AMPLIFIER RESEARCH 4W1000 Amplifier, 40 dB gain, 4 Watts, 1-1000 MHz	\$950.00
BOONTON 82AD Modulation Meter, AM / FM, 10-1200 MHz	\$650.00
C.P.I. VZC6961K1 TWT Amplifier, 35 dB gain, 4-8 GHz, 20 Watts	\$3,500.00
ENI 310L Amplifier, 50 dB gain, 250 kHz-110 MHz, 10 Watts output	\$1,200.00

HP 11729B-003 Carrier Noise Test Set, 5 MHz-3.2 GHz	\$2,250.00
HP 415E SWR Meter	\$200.00
HP 8347A Amplifier, 25 dB gain, 100 kHz-3 GHz, +22 dBm	\$2,900.00
HP 8406A Comb Generator, 1/10/100 MHz increments, to 5 GHz	\$500.00
HP 8447A Amplifier, 20 dB, 0.1-400 MHz, 5 dB NF, +6 dBm output	\$375.00
HP 8447E Amplifier, 22 dB, 0.1-1300 MHz, +13 dBm output	\$750.00
HP 8447F-H64 Dual Amp., 9 kHz-50 MHz 28 dB & 0.1-1300 MHz 25 dB	\$900.00
HP 8901A Modulation Analyzer, 150 kHz-1300 MHz	\$1,500.00
HP 8901B-1.2.3 Modulation An., 0.15-1300 MHz, rear input, OCXO, ext.LO	\$2,000.00
HUGHES 1177H01F000 TWT Amplifier, >30 dB gain, 2-4 GHz, 10 Watts output	\$1,750.00
HUGHES 1177H01F000 TWT Amplifier, >30 dB gain, 1.4-2.4 GHz, 20 Watts	\$2,500.00
HUGHES 8010H13F000 TWT Amplifier, >30 dB gain, 3-8 GHz, 10 Watts	\$2,500.00
RF POWER LABS ML50 Amplifier, 2-30 MHz, 47 dB gain, 50 Watts, metered, 28V	\$275.00
ROHDE & SCHWARTZ ESH2 Test Receiver, 9 kHz-30 MHz	\$3,750.00

## COAXIAL & WAVEGUIDE

AEROWAVE 28-3000/10 WR28 Directional Coupler, 10 dB, 26.5-40 GHz	\$300.00
AMERICAN NUCLEONICS AM-432 Cavity Backed Spiral Antenna, LHC, 2-18 GHz, TNC(f) "NEW"	\$95.00
AVANTEK AMT-400X2 WR28 Active Doubler, +10 dBm in/+10 dBm out 26-40 GHz	\$450.00
BIIRD 6735-300 1 kW Load, 25-1000 MHz, LC(f), with wattmeter	\$650.00
BIIRD 8201 500 Watt Oil Dielectric Load, DC-2.5 GHz, N(f)	\$350.00
FXR/MICROLAB SL-03N Stub Stretcher, 0.3-6.0 GHz, 100 Watts max., N(mf)	\$75.00
GR 874-LTL Constant Impedance Trombone Line, 0-44 cm, DC-2 GHz	\$400.00
HP 11590A-001 Bias Network, 1.0-18.0 GHz, APC7	\$450.00
HP 11636A 2-Way Power Divider, DC-18 GHz, N(mf)	\$300.00
HP 11691D-001 Directional Coupler, 22 dB, 2-18 GHz, N(f)-all ports	\$450.00
HP 11692D Dual Directional Coupler, 22 dB, 2-18 GHz	\$800.00
HP 33321K Programmable Step Attenu., 0-70 dB, DC-26.5 GHz, 3.5mm	\$475.00
HP 33327L-006 Programmable Step Attenuator, 0-70 dB, DC-40 GHz, 2.9mm	\$1,000.00
HP 7780-011 Dual Dir. Coupler, 20 dB, 100-2000 MHz, APC7 test port	\$450.00
HP 7790 Directional Coupler, 20 dB, 1.7-12.4 GHz	\$400.00
HP 8431A 2-4 GHz Band Pass Filter, N(mf)	\$150.00
HP 8494G-002 Programmable Step Attenuator, 0-11 dB, DC-4 GHz, SMA	\$350.00
HP 87300C-020 Directional Coupler, 20 dB, 1.0-26.5 GHz, 3.5mm	\$475.00
HP K422A WR42 Flat Broadband Detector, 18.0-26.5 GHz	\$350.00
HP K532A WR42 Frequency Meter, 18.0-26.5 GHz	\$450.00
HP K752A WR42 Directional Coupler, 3 dB, 18.0-26.5 GHz	\$450.00
HP K752C WR42 Directional Coupler, 10 dB, 18.0-26.5 GHz	\$450.00
HP K752D WR42 Directional Coupler, 20 dB, 18.0-26.5 GHz	\$450.00
HP K870A WR42 Slide Screw Tuner, 18.0-26.5 GHz	\$275.00
HP K914B WR42 Moving Load, 18.0-26.5 GHz	\$300.00
HP Q752D WR22 Directional Coupler, 20 dB, 33-50 GHz	\$650.00
HP R422A WR28 Crystal Detector, 26.5-40 GHz	\$400.00
HP R752D WR28 Directional Coupler, 20 dB, 26.5-40 GHz	\$450.00
HP R914B WR28 Moving Load, 26.5-40 GHz	\$250.00
HP V365A WR15 Isolator, 25 dB, 50-75 GHz	\$750.00
HP V752D WR15 Directional Coupler, 20 dB, 50-75 GHz	\$650.00
HP X870A WR90 Slide Screw Tuner	\$150.00
HUGHES 45322H-11 101120 WR22 Directional Couplers, 0 to 20 dB, 33-50 GHz	\$350.00
HUGHES 45712H-1000 WR22 Frequency Meter, 33-50 GHz	\$750.00
HUGHES 45714H-1000 WR15 Frequency Meter, 50-75 GHz	\$900.00
HUGHES 45721H-2000 WR28 Direct Reading Attenuator, 0-50 dB, 26.5-40 GHz	\$1,000.00
HUGHES 45722H-1000 WR22 Direct Reading Attenuator, 0-50 dB, 33-50 GHz	\$1,000.00
HUGHES 45724H-1000 WR15 Direct Reading Attenuator, 0-50 dB, 50-75 GHz	\$1,000.00
HUGHES 45732H-1200 WR22 Level Set Attenuator, 0-25 dB, 33-50 GHz	\$250.00
HUGHES 45752H-1000 WR22 Direct Reading Phase Shifter, 0-360 deg., 33-50 GHz	\$1,400.00
HUGHES 45772H-1100 WR22 Thermistor Mount, -20 to +10 dBm, 33-50 GHz	\$400.00
HUGHES 45773H-1100 WR19 Thermistor Mount, -20 to +10 dBm, 40-60 GHz	\$650.00
HUGHES 45774H-1100 WR15 Thermistor Mount, -20 to +10 dBm, 50-75 GHz	\$750.00

HUGHES 47316H-1111 WR10 Tuneable Detector, 75-110 GHz, positive polarity	\$600.00
HUGHES 47741H-2310 WR28 Phase Locked Gunn Osc., 32.000 GHz, +18 dBm	\$2,000.00
HUGHES 47742H-1210 WR22 Phase Locked Gunn Osc., 42.000 GHz, +18 dBm	\$2,750.00
KRYTAR 201020010 Directional Detector, 1-20 GHz, SMA(f)/SMC	\$200.00
KRYTAR 2616S Directional Detector, 1.7-26.5 GHz, K(f)/SMC	\$200.00
M/A-COM 3-19-300/10 WR19 Directional Coupler, 10 dB, 40-60 GHz	\$450.00
MICA C-121506 Circulator, 17.5-24.5 GHz, SMA(f)/m	\$75.00
NARDA 3000-SERIES Directional Couplers	\$150.00
NARDA 3020A Bi-Directional Coupler, 50-1000 MHz, N	\$500.00
NARDA 3024 Bi-Directional Coupler, 20 dB, 4-8 GHz	\$375.00
NARDA 3090-SERIES Precision High Directivity Couplers	\$225.00
NARDA 368BNM Coaxial High Power Load, 500 Watts, 2.0-18 GHz, N(m)	\$500.00
NARDA 3752 Coaxial Phase Shifter, 0-180 deg./GHz, 1-5 GHz	\$1,000.00
NARDA 3753B Coaxial Phase Shifter, 0-55 deg./GHz, 3.5-12.4 GHz	\$1,000.00
NARDA 4000-SERIES SMA Miniature Directional Couplers	\$75.00
NARDA 4247-20 Directional Coupler, 20 dB, 6.0-26.5 GHz, 3.5mm(f)	\$200.00
NARDA 4247B-10 Directional Coupler, 10 dB, 6.0-26.5 GHz, 3.5mm(f)	\$200.00
NARDA 5070-SERIES Precision Reflectorometer Couplers	\$300.00
NARDA 562 DC Block, 10 MHz-12.4 GHz, 100 V max., N(mf)	\$65.00
NARDA 765-10 10 dB Attenuator, 50 Watts, DC-5 GHz, N(mf)	\$165.00
NARDA 791FM Variable Attenuator, 0-37 dB, 2.0-12.4 GHz	\$600.00
NARDA 792FF Variable Attenuator, 0-20 dB, 2.0-12.4 GHz	\$375.00
NARDA 793FM Direct Reading Variable Attenuator, 0-20 dB, 4-8 GHz	\$225.00
NARDA 794FM Direct Reading Variable Attenuator, 0-40 dB, 4-8 GHz	\$375.00
OMNI-SPECTRA 2085-6010-00 Crystal Detector, 1-18 GHz, negative polarity, SMA(mf)	\$50.00
PAMTECH KYG1014 WR42 Junction Circulator, 18.0-26.5 GHz	\$250.00
SONOMA SCIENTIFIC 21A3 WR42 Circulator, 20 dB, 20.6-24.8 GHz	\$75.00
TEKTRONIX 2701 Step Attenuator, 0-79 dB, DC-1 GHz, AC or DC coupled	\$175.00
TRG B510 WR22 Direct Reading Attenuator, 0-50 dB, 33-50 GHz	\$900.00
TRG V510 WR15 Direct Reading Attenuator, 0-50 dB, 50-75 GHz	\$900.00
TRG V551 WR15 Frequency Meter, 50-75 GHz	\$600.00
TRG W510 WR10 Direct Reading Attenuator, 0-50 dB, 75-110 GHz	\$1,000.00
TRG W551 WR10 Frequency Meter, 75-110 GHz	\$750.00
WAVELINE 100080 WR28 Terminated Crossguide Coupler, 30 dB	\$200.00
WEINSCHTEL 150-110 Programmable Step Attenuator, 0-110 dB, DC-18 GHz, SMA	\$450.00
WEINSCHTEL DS109 Double Stub Tuner, 1-13 GHz, N(mf)	\$150.00
WEINSCHTEL DS109LL Double Stub Tuner, 0.2-2.0 GHz, N(mf)	\$150.00

## COMMUNICATIONS

HP 4935A Transmission Impairment Measuring Set	\$600.00
HP 59401A HP1B Bus Analyzer	\$375.00
MICRODYNE 1200MR 215-320 MHz Telemetry Receiver, PSK demodulation	\$450.00
TEK 1411R PAL Gen., w/SPG12 sync; TSG11 color bars; TSG13 linearity	\$750.00
TEK 1411R PAL Test Gen., w/SPG12, TSG11, TSG13, TSG15, TSG16	\$1,000.00
TEK 1411R PAL Test Gen., w/SPG12, TSG11, TSG12, TSG13, TSG15, TSG16	\$1,100.00
TEK 1411R-opt.04 PAL Test Gen., w/ SPG12, TSG11, TSP11, TSG13, TSG15, TSG16	\$1,400.00
TEK 147A NTSC Test Signal Generator, with noise test signal	\$800.00
TEK 148 PAL Insertion Test Signal Generator	\$700.00
TEK 520A NTSC Vectorscope	\$750.00
TEK 521A PAL Vectorscope	\$750.00

## MISCELLANEOUS


EG&G / P.A.R. 5302 / 5316 Lock-in Amplifier, 100 mHz-1 MHz, GPIB / RS232C	\$2,250.00
FLUKE 2180A RTD Digital Thermometer	\$500.00
HP 59307A HP1B VHF Switch	\$200.00
P.A.R. 5206-95.98 Two-Phase Lock-in Amp., 2 Hz-100 kHz, GPIB	\$1,500.00
TEK TM5003 5000-series 3-slot Programmable Power Module	\$450.00
TEK TM5006 5000-series 6-slot Programmable Power Module	\$500.00
TEK TM504 500-series 4-slot Power Module	\$175.00
TEK TM506 500-series 6-slot Power Module	\$250.00
TEK TM515 500-series 5-slot Traveller Power Module	\$250.00



# PIC<sup>®</sup> Development Tools

## PIC-ICD Real-time Debugger + Programmer + Demo Board \$159

- For PIC16F87X and emulates most PIC16C6X/7X
- In-circuit run-time debugging with real-time code execution
- High speed parallel port interface
- Built-in device programmer
- 2.5V to 6.0V operating range
- One level real-time breakpoint
- Two external break inputs
- Conditional animation break
- Run, step, run to Cursor, etc.
- Operating frequencies from 32khz to 20mhz
- Runs under Win 95/98/2000NT
- Source level and symbolic debugging
- Software animation trace
- Package includes PIC-ICD Debug module, demo board, 40-pin and 28-pin emulator headers, cable, software and printed user's guide



## Full-feature, real-time RICE17A Emulator

- Full speed, real-time emulation
- 64K program memory, 32K real-time trace
- 3-5 volt emulation
- 12-clip external probe - break input, break output, trigger output, 8 logic traces and GND
- New PB-87X and PB-774 probes provide on-the-fly data break with 2-level trigger and pass count, stopwatch and data bus capture
- Source level and symbolic debugging
- Unlimited breakpoints and trigger points
- Supports PIC12/16/17/18
- Self-diagnostic test board
- Optional PIC Time Stamp for \$59

from \$595



## Also Available...

- PGM2000 Gang Programmer for all PICs in all package types - from \$950
- PGM16N, PGM17 Single socket programmer
- Program adapters for all types of surface mount PICs - work with all PIC programmers including PICStart Plus, ProMate and others

Advanced Transdata

14330 Midway Road, Suite 128, Dallas, Texas 75244  
Tel 972.980.2667 Fax 972.980.2937 Email: info@adv-transdata.com


[www.adv-transdata.com](http://www.adv-transdata.com)

Circle #33 on the Reader Service Card.

## HAM GEAR FOR SALE


**WANTED: MILITARY** capacitors, resistors, transistors, diodes, ICs, semi's, etc. Please fax/E-Mail excess lists & RFQs 818-769-1002 fax 818-769-1084. [electmatind@earthlink.net](mailto:electmatind@earthlink.net) & <http://www.militarycomponents.com>

**FOR SALE: TPL COMMUNICATIONS** VHF AMPS. Model number PA3-1AE-2. Solid-state amplifiers FM mode 136-175MHz. 3 to 6 watts in 80-120 watt out ... run on 13V 18 amps. With copy of manual, excellent condition, tested, good for 2 meter use \$100 ea. Call John 303-341-2283. A-Comm Electronics.




**2.4GHz ATV — 8 channel TRANSMITTERS AND RECEIVERS.** 35mV output power, 1 video channel, 2 audio. SMA connectors. NTSC/PAL compatible. Includes 1/4 wave rubber duck antenna. Standard frequencies are: 2398, 2405, 2412, 2416, 2420, 2428, 2435, 2442 MHz. Custom frequencies are available. See ad in this section for power amplifier. **\$79/each for transmitter. \$79/each for receiver.** EzATV. Visit our web-site for dealers or order on-line at [www.4atv.com](http://www.4atv.com)

**WANTED: ROCKWELL**-Collins HF-80 equipment, 851S-1, 237B-3 log periodic, Collins literature. Jim Stitzinger 805-259-2011, 805-259-3830 (fax), [bfi-jfs@smartlink.net](mailto:bfi-jfs@smartlink.net)



**1.2GHz ATV — 8 channel TRANSMITTERS AND RECEIVERS.** 75mV output power, 1 video channel, 2 audio. SMA connectors. NTSC/PAL compatible. Includes 1/4 wave rubber duck antenna. Standard frequencies are: 1250, 1255, 1260, 1265, 1270, 1275, 1280, 1290 MHz. Custom frequencies are available. **\$79/each for transmitter. \$79/each for receiver.** EzATV. Visit our web-site for dealers or order on-line at [www.4atv.com](http://www.4atv.com)



**2.4GHz POWER** amplifier with power supply. 10-40 mW input, 1 (one) watt output with in-line SMA connectors and built-in heat sink. Approx. 2" x 2" x 5/8" size. Frequency range 2.3GHz-2.5GHz. **\$189/each.** Compatible with all ATV product lines. See our website for more info on accessories and transmitter and receiver modules. EzATV. Visit our web-site for dealers or order on-line at [www.4atv.com](http://www.4atv.com)



**SUPER HIGH GAIN** 14 dbi flat antenna with N or SMA connector tuned for 2.3-2.5 GHz. Use with 2.4GHz ATV 8 channel transmitter or receiver. **\$179/ea.** SPECIAL PRICE. EzATV. Visit our web-site for dealers or order on-line at [www.4atv.com](http://www.4atv.com)

**NEW BATTERIES** for Motorola GP-300, GP-68. Cases and battery illuminators. Original and after market accessories. To order call 604-468-9290 or visit [www.nsradio.co](http://www.nsradio.co)

## CB — SCANNERS

**CBs, ACCESSORIES, SCANNERS, ANTENNAS, MICROPHONES, COAX.** Best prices! Call 1-800-821-2769 for current flyer. We also carry NIMH batteries and chargers. <http://www.thomas-distributing.com> **THOMAS DISTRIBUTING, 128 Eastwood, Paris, IL 61944.**

**CELLULAR IMAGE** scanners. Export radios, power supplies, microphones, repairs, modifications, much more! Here 15 yrs. Picture price sheets \$1 (refundable). Galaxy, Box 1202, Akron, OH 44309.

**SCANNER ANTENNAS:** VHF/UHF Discone base antennas \$29.95 + S&H, HF/VHF/UHF super Discone \$45.95 + S&H, mobile antennas \$24.95 + S&H, super scan duck handheld antennas \$19.95 + S&H. Also antennas for amateur, CB, cell, GMRS, MURS, SVL, TV. Antenna Warehouse, 811 9th Ave., Camanche, IA 52730. MC/Visa toll free order line: 877-680-7818. [www.antennawarehouse.com](http://www.antennawarehouse.com)

**www.cctvco.com**  
E-MAIL: SALES@CCTVCO.COM  
**1-800-323-8746**

**MONITOR**  
93<sup>00</sup>  
BLACK & WHITE  
12" 1000 LINES  
ECL - 1202  
MANY SIZES AVAILABLE

**BLACK & WHITE BULLET CAMERA**  
WATERPROOF  
79<sup>00</sup>  
420 LINES  
1 LUX  
ECL - 377

**4 CHANNEL RECIEVER**  
135<sup>00</sup>  
2.4 GHZ  
WITH POWER SUPPLY  
ECL - 2400SR

**SAMSUNG**  
8TR960  
960 HOUR TIME LAPSE  
RECORDING  
DIAMOND-HEAD SYSTEM  
ON SCREEN DISPLAY  
TIME DATE ALARM  
AUDIO INPUT (MIC)  
POWER SOURCE 110 VAC  
(FREE VOLT!)

**DIGITAL COLOR CAMERA**  
DIGITAL COLOR (DSP)  
350 LINES  
2 LUX  
ECL - 552  
99<sup>00</sup>

**MINI DIGITAL CAMERA**  
350 LINES  
ECL - 554  
2 LUX  
METAL HOUSING  
78<sup>00</sup>

**COLOR MICRO BOARD CAMERA**  
DIGITAL (WITH DSP)  
350 LINES  
32 MM X 32 MM  
2 LUX + PINHOLE LENS  
ECL - 454P  
87<sup>00</sup>

**2.4 GHZ VIDEO TRANSMITTER**  
500 + 4 CHANNELS  
ECL - 2400MT  
2.5" L X 1.5" W X 5" H  
89<sup>00</sup>

**BLACK & WHITE MINE DOME**  
3.5" x 420 LINES  
1 LUX  
ECL - 372  
59<sup>00</sup>

**OUTDOOR ALUMINUM HOUSING & BRACKET**  
WITH HEAT SHIELD  
ECL - 601B  
45<sup>00</sup>

**BLACK & WHITE CAMERA**  
420 LINES  
1 LUX  
ECL-375  
69<sup>00</sup>

**BLACK & WHITE MICRO BOARD CAMERA**  
420 LINES  
32MMX32MM  
1 LUX  
ECL - 11P  
PINHOLE LENS  
34<sup>00</sup>

**PIR CAMERA**  
HIDDEN (COVERT)  
420 LINES  
1 LUX  
WORKING PIR  
96<sup>00</sup>

**PLASTIC WALL BRACKET**  
7" ADJUSTABLE P/T  
ECL - 206  
4<sup>50</sup>

**MINI METAL BRACKET**  
SWIVEL HEAD  
CAMERA MOUNT  
ECL - 203AL  
5<sup>00</sup>

**QUAD SEQUENTIAL OR FULL SCREEN**  
FREEZE FRAME MODE  
18V ADAPTER INCLUDED  
REAL TIME BW QUAD  
ECL - 4000  
125<sup>00</sup>

We Have **MONTHLY SPECIALS!**

Phone or Fax us to be placed on our mailing list  
**1-800-323-8746**  
Fax (305)635-3175




**CB MODIFICATIONS!** Frequencies, books, kits, high-performance accessories, plans, repairs, amplifiers, 10-meter conversions. The best since 1976! Catalog \$3. CBCI, Box 1898NV, Monterey, CA 93942. [www.cbclntl.com](http://www.cbclntl.com)


**240+ CHANNEL CB/HAM/FRS/COMMERCIAL** radios: AM/FM/SSB/CW export/domestic: RCI, TEKK, Motorola, Uniden, Cobra, Alinco, Kenwood. Mics, antennas, liners, meters, mod books, manuals, schematics, night scopes, and tons more stuff! Catalog \$3. MAXTECH, Box 8086, New York, NY 10150. 718-547-8244. [www.penny.circus.net](http://www.penny.circus.net)

## COMPUTER HARDWARE


**WE CARRY** a variety of cables, switch boxes, accessories, and adapters to connect PCs, printers, Mac's, networks, telecommunications, and audio/video equipment. We offer: custom cables, free catalogs, and same day shipping on most orders. Visit our website at [www.rogerssystems.com](http://www.rogerssystems.com) or call 1-800-366-0579.



**19" RACKMOUNT ATX PC chassis**, \$149 (with ad). [www.stores.yahoo.com/cti-texas](http://www.stores.yahoo.com/cti-texas), 972-242-8087.




**500MHz AMD K6 II CPU and motherboard super combo deal** including AGP 3D 8MB video, sound, all I/O ports, 56K modem/voice/fax, LAN, ATX or AT power connectors fits almost all cases, FREE fan, all cables, CD-ROM drivers disc w/many FREE applications. 2 year motherboard warranty, only \$169. Same as above, but with Intel PII 566MHz Celeron CPU, 64MB video w/DVD hardware decoder, \$199. Order, details 847-657-1160 [www.saveware.com](http://www.saveware.com)



**SONY PLAYSTATION plug-in GAME ENHANCER \$29 or solder-in mod-chip \$19.** Plays backup COPY of CD, you do not need to have original to play backup. Order, details 847-657-1160, [www.saveware.com](http://www.saveware.com)

**UsedComputer.com IS** your online used computer equipment marketplace. Notebooks, desktops, printers, parts sourcing, buy and sell, free classifieds, auctions, 100s of dealers. Visit [UsedComputer.com](http://UsedComputer.com)

**SMARTCARD PROGRAMMER \$75.** High speed unprogrammer \$200. Free flyer. Tony 419-385-3100.



**VGA TO COMPOSITE (NTSC) VIDEO CONVERTER — ULT-2000.** Handheld. Powered from keyboard with S-video and RGB outputs, too. 3:1 zoom control with many extras. \$99/ea. Matco, Inc., Schaumburg, IL. 1-800-719-9605, [sales@matco.com](mailto:sales@matco.com) or visit/order on-line at [www.matco.com](http://www.matco.com)



**500MHz AMD K6 II computer system**, 20 gigabyte hard drive, 50X CD-ROM, floppy, 32MB memory, 8MB AGP 3D video, 2 USB ports, LAN, 56K modem/voice/fax, 32 voice sound, speakers, keyboard, Internet mouse, ATX case, Windows 95, and many FREE applications 2 year warranty, only \$399. Order, details 847-657-1160 [www.saveware.com](http://www.saveware.com)

**DEC EQUIPMENT WANTED!!!** We are buying DEC systems, boards, terminals, drives and peripherals. Also Scientific Micro Systems (SMS), CMD, Datability, Dialog, DSD, EMULEX, other DEC compatibles. Please contact us for a quote or fax/email your equipment list. We buy, sell, and trade. **KEYWAYS, INC.**, 937-847-2300 or fax 937-847-2350 or email [buyer@keyways.com](mailto:buyer@keyways.com)

**BRAND NAME** low-end Pentium computers starting at \$50. Call Jerry W2GIA, Disks N Data, 1-800-833-6893 or E-Mail: [dndcom@earthlink.net](mailto:dndcom@earthlink.net)

**650MHz BAREBONE** systems from \$199. 486 computers \$49. Brand name Pentiums from \$199. Motherboards \$20, color printers \$45, 1.44/1.2 floppies, speakers \$10. 714-778-0450.

**EVERYTHING NEW** w/warranty! Best prices. Motherboards with CPU 700MHz \$225, custom configured systems, Pentium systems from \$150. Modems, multimedia kits, scanners, monitors, cases, \$20. Hard drives sizes to 40 gigabytes, 540 megabyte \$15. Sound adapter \$10. Call 714-778-0450. Email: [ccl@surfside.net](mailto:ccl@surfside.net)

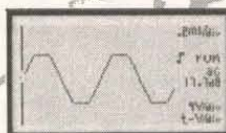
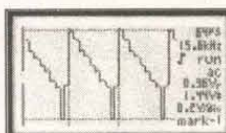

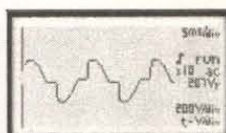
## COMPUTER SOFTWARE

**FREE!!! CD-ROM** and software disk catalog. **MOM 'N' POP'S SOFTWARE**, PO Box 15003-N, Springhill, FL 34609-0111. 352-688-9108. [momnppop@gate.net](mailto:momnppop@gate.net)

# Electronics made easy & affordable velleman

## NEW PERSONALSCOPE™ HP55

The Velleman **PERSONAL SCOPE™** is a portable fully-functional **oscilloscope**. At the cost of a good multimeter it gives you the best possible **value for the money**. The **PERSONAL SCOPE™** provides you with the high **sensitivity** (down to 5mV/div) often missing in higher or similarly priced units. Together with the other scope functions it makes this the ideal tool for students, hobbyists and professionals.



### SPECIFICATIONS:


- Maximum sample rate: 5MHz
- Input amplifier bandwidth: 1MHz (-3dB at 1V/div setting) 1Mohm // 20pF (standard probe)
- Vertical resolution: 8 bit (6 bit on LCD)
- LCD Graphics: 64 x 128 pixels
- dBm measurements: from -73dBm to +40dB (up to 60dB with X10 probe) ±0.5dB
- True rms AC measurement: 0.1mV to 80V (400Vrms with X10 probe) 2.5% accuracy
- Time base: 20s to 2µs/div in 22 steps
- Input sensitivity range: 5mV to 20V/div in 12 steps (up to 200V/div with X10 probe)
- Supply voltage: 9VDC / min 300mA adapter
- Batteries (in option): Alkaline type AA (5 pcs required) NiCd/NiMH rechargeable
- Battery life: Up to 20 hours with Alkaline batteries
- Safety: Meets IEC1010-1 600V CATII, pollution degree 1
- Dimensions: 105 x 220 x 95mm (4.13 x 7.95 x 1.38")
- Weight: 395g (14oz.) (excl. batteries)



**OPTIONS:**  
- Insulated measurement probe x1 / x10: PROBE605  
- Adapter for 110VAC: P5905USA

**\$199.95**

Probe not included



SERVICE & DEVELOPMENT



CAR DIAGNOSTICS



AUDIO TROUBLE SHOOTING

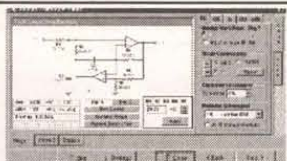
# velleman

7415 Whitehall Street Suite 117  
Fort Worth, TX 76118  
(817) 284-7785 F: (817) 284-7712  
[www.velleman-kit.com](http://www.velleman-kit.com) email: [velleman@earthlink.net](mailto:velleman@earthlink.net)

Questions ? Contact us for a list of US distributors or to get your **FREE** catalogue



**LIQUIDATION WINDOWS 95/98**, Office suites \$10-69. Windows companion \$5. 1,000 10 CDs value PACK \$20. Windows tutorials \$5, Norton Antivirus \$15. 714-778-0450.



**WWW.SCHEMATICA.COM FOR** professional freeware and shareware. Active and passive filter design, 555 designer, linear simulators.



**WINDOWS 95B only \$39!** B version has FAT 32 large partition support. Includes CD-ROM and boot floppy. Windows 98 SE CD-ROM/BOOT disc, manuals, certificate, \$109. Order, details 847-657-1160 [www.saveware.com](http://www.saveware.com)

**ELECTRONIC CAD** software for your PC. Windraft for schematics. Winboard for PCB layouts. Affordable! Prices: \$29.95-\$39.95. Perfect for designers, hobbyists, students, technical schools. Check our website for more information. [www.j-tron.com](http://www.j-tron.com) Call J-Tron 1-888-595-8766.

## COMPUTER EQUIPMENT WANTED

**WANTED: FOR** historical museum, pre-1980 microcomputers, magazines, and sales literature. Floyd, VA 24091-0341 (540-763-3311/540-382-2935).

**DEC EQUIPMENT WANTED!!!** We are buying DEC systems, boards, terminals, drives and peripherals. Also Scientific Micro Systems (SMS), CMD, Datability, Dilog, DSD, EMULEX, other DEC compatibles. Please contact us for a quote or fax/email your equipment list. We buy, sell, and trade. **KEYWAYS, INC.**, 937-847-2300 or fax 937-847-2350 or email [buyer@keyways.com](mailto:buyer@keyways.com)

**WANTED: MILITARY** capacitors, resistors, transistors, diodes, ICs, semi's, etc. Please fax/E-Mail excess lists & RFQs 818-769-1002 fax 818-769-1084. [electmatind@earthlink.net](mailto:electmatind@earthlink.net) & <http://www.militarycomponents.com>

**6809 GIMIX** CPU card wanted. Doctor Gordon 305-653-8000. Office 301. 16800 NW 2nd Ave., Miami, FL 33169.

**WANTED: SINGLE** sheet guide attachment for Epson LQ-850 printer. 973-790-6252.

## TEST EQUIPMENT

**FEITEK PROVIDES** repair, calibration and traceable certifications of test equipment. Free estimates. We buy, sell and trade all makes of test equipment. Visa and MasterCard accepted. Check out our inventory and specials at [WWW.FEITEK.COM](http://WWW.FEITEK.COM) 2752 Walton Road, St. Louis, MO 63114, 314-423-1770.

**KENTRONIX TEST EQUIPMENT SPECIALS.** Check our WEB site at <http://www.kentronix.com> for monthly specials. We are also looking to buy test equipment, coaxial and waveguide components, manuals, etc. Contact Brian at 732-681-3229 or FAX 732-681-3312. E-Mail: [brian@kentronix.com](mailto:brian@kentronix.com)

**TEST EQUIPMENT** technicians needed: calibration and repair techs. Three full-time openings. Our company sells, rents, repairs, and calibrates HP and Tek. We are located in Broomfield, Colorado, between Boulder and Denver. We perform electronic and physical/dimensional calibrations. Please send resume to [irl@calibration.com](mailto:irl@calibration.com)



**POCKET TESTBENCH**, inexpensive RS-232 instrument, with scope, logic, counter, generator modes. Also, protoboards and products for PIC embedded systems development. [www.oricomtech.com](http://www.oricomtech.com)

**WANTED: MILITARY** capacitors, resistors, transistors, diodes, ICs, semi's, etc. Please fax/E-Mail excess lists & RFQs 818-769-1002 fax 818-769-1084. [electmatind@earthlink.net](mailto:electmatind@earthlink.net) & <http://www.militarycomponents.com>

**WANTED: RADIO** service monitors, IFR, Motorola, HP, Marconi, also late model HP equipment. 716-763-9104 or fax 716-763-0371. <http://www.amtronix.com>

**TEST EQUIPMENT** for sale/wanted (NEW/USED): RF, Microwave, video and fiber optic. Cable TV, Broadcast TV, satellite and related industries. Wavetek, Tektronix, Hewlett Packard and other manufacturers. Spectrum analyzers, signal level meters, sweep systems, TDRs, OTDRs, and much more. **PTL Test Equipment, Inc.** Phone 561-747-3647 FAX 561-575-4635. Email: [PTLTE@BellSouth.net](mailto:PTLTE@BellSouth.net) <http://www.PTLTEST.com>

**A-COMM ELECTRONICS:** we buy and sell test equipment. <http://www.a-comm.com> 11891 E. 33rd Avenue, Aurora, CO 80010. Tel: 303-341-2283, fax 303-341-2293.

**AFFORDABLE HP** power sensor repair! Most 8481As repaired for \$305 or less. We also handle 478As and many others. Call or fax for more information. Willamette RF, Inc., 541-754-7226, FAX 541-753-4629.

**MODEL 109** pseudo-random noise and arbitrary waveform generator only \$289. TDL Technology, Inc., [www.zianet.com/tld](http://www.zianet.com/tld)

**2 SCOPES.** B-K 1524 20 MHz and LEADER LBO-526 60MHz \$400 + other equipment. 305-821-5039.

# www.gatewayelex.com

(Electronically Speaking, Gateway's Got It!)



MAIL ORDERS CALL TOLL-FREE 1-800-669-5810



**DEC EQUIPMENT WANTED!!!** We are buying DEC systems, boards, terminals, drives and peripherals. Also Scientific Micro Systems (SMS), CMD, Datability, Dialog, DSD, EMULEX, other DEC compatibles. Please contact us for a quote or fax/email your equipment list. We buy, sell, and trade. **KEYWAYS, INC.**, 937-847-2300 or fax 937-847-2350 or email [buyer@keyways.com](mailto:buyer@keyways.com)

**GIANT DIRECTORY ONLINE:** Over 520 dealers in used test equipment, used semiconductor production equipment, surplus lasers, optics, vacuum equipment, etc. Test equipment manual dealers, too! No registration. No cookies. [www.big-list.com](http://www.big-list.com)



**PORTABLE OSCILLOSCOPES.** Check our website for our new line of portable oscilloscopes and frequency counters. These inexpensive devices are designed to work with computers, laptops, and graphics calculators. [www.ast-electronics.com](http://www.ast-electronics.com)

## SECURITY

**SECURITY DISTRIBUTORS** needed for our complete line of products. Complete line of products shown above. MATCO, Inc. Visit [www.matco.com](http://www.matco.com) and call 630-350-0299 for more info.


**ALARMLAND.COM SECURITY** devices for professionals. Motion detectors, panels, contacts, CCTV, and more. Fax your order to 732-840-1390.



**COUNTER-SURVEILLANCE=\$250 HR!** Electronic eavesdropping is unbelievably widespread! Are you sure you're safe? Learn how others (without prior experience) earn **\$250 HR** in the fascinating field of COUNTER-SURVEILLANCE! For FREE catalog call: **1-800-732-5000**. [HTTP://WWW.SPY-CITY.COM](http://WWW.SPY-CITY.COM)

**HI-TECH SURVIVAL:** 150+ books, software, special projects: electronics, computers, internet, phones, security. **CONSUMERTRONICS**, PO Box 23097, Albuquerque, NM 87192, 505-321-1034. [www.tsc-global.com](http://www.tsc-global.com)

**WIRELESS MICROPHONE.** Micro-sized, UHF crystal-controlled, easy-to-assemble kit. Range up to 3,000 feet. Excellent sensitivity. \$39. VHS, 1370 Trancas Street, Suite 201, Napa, CA 94558. Email: [Vhs18092@aol.com](mailto:Vhs18092@aol.com)




**9 VOLT IR sensitive B/W high res 430 TVL camera** with optional black low-profile swivel adjustable enclosure. Pin hole or Std. lens type. 6, 8, and 12mm lens are available. 1/3" CCD, 3.6mm/F2.0 lens included; works from **7.5-13 VDC**, highest voltage range in market. 0.08 lux, 1.27" x 1.27" x 0.5" D pinhole or 1" deep standard. **\$49 each.** Enclosure: \$8; optional lens: \$18. Dealers welcome. Matco, Inc., Schaumburg, IL, 1-800-719-9605, [sales@matco.com](mailto:sales@matco.com) or visit/order on-line at [www.matco.com](http://www.matco.com)



**PC MONITOR AS SECURITY MONITOR.** The VGA-801 accepts standard NTSC or PAL inputs for display on any existing VGA/SVGA computer monitor. Small compact size. Over 600 lines of resolution, twice that of standard TV monitor! **\$69 each.** Dealers welcome. Matco, Inc., Schaumburg, IL, 1-800-719-9605, [sales@matco.com](mailto:sales@matco.com) or visit/order on-line at [www.matco.com](http://www.matco.com)



**5" AND 5.5" LCD high definition color monitors w/stereo.** 960 x 240 pixels w/brightness and tint controls. Attractive enclosure with built-in speaker. Great for security or general purpose use. Both models have a small compact footprint, with an ultra-bright display, RCA inputs NTSC or PAL. Special price **this month only** with regulated power **\$249/each.** Matco, Inc., Schaumburg, IL, 1-800-719-9605, [sales@matco.com](mailto:sales@matco.com) or visit/order on-line at [www.matco.com](http://www.matco.com)



**14" B/W high resolution SECURITY MONITOR.** A standard 12" monitor is just too small for most applications. Attractive dark gray enclosure with audio and built-in speaker. 75 ohm termination switch for balancing with all types of CCD board cameras and other video inputs. **\$139/each.** Matco, Inc., Schaumburg, IL, 1-800-719-9605, [sales@matco.com](mailto:sales@matco.com) or visit/order on-line at [www.matco.com](http://www.matco.com)



**14" COLOR — high resolution SECURITY MONITOR w/4 channel switcher.** High impact enclosure with modern front panel 4 channel video and audio switcher. High quality speaker built-in. Components purchased separately would exceed \$500. Winter special. Price slashed to **\$249/each.** Matco, Inc., Schaumburg, IL, 1-800-719-9605, [sales@matco.com](mailto:sales@matco.com) or visit/order on-line at [www.matco.com](http://www.matco.com)



**SCANNING MOTOR — A-330SC** with universal mounting bracket accepts all standard 1/4 x 20 threaded CCTV cameras. No tilt, just PAN. 75 degrees of continuous motion with a scan rate of 5 seconds per cycle. 110 volt indoor operation, but can be adapted for outdoor use. Includes 12 foot power cord. Perfect solution to triple your effective camera viewing angle! **\$39/each,** or **\$25/each** in qty. of 4. Small size, 3-1/2"D x 2"H. Matco, Inc., Schaumburg, IL, 1-800-719-9605, [sales@matco.com](mailto:sales@matco.com) or visit/order on-line at [www.matco.com](http://www.matco.com)

## DON'T MISS THIS ONE !

### 2001 GREATER BALTIMORE HAMBOREE & COMPUTERFEST

**SATURDAY, MARCH 31 & SUNDAY, April 1, 2001**  
**MD STATE FAIRGROUNDS - TIMONIUM, MD**  
**HOST TO THE**  
**ARRL MARYLAND STATE CONVENTION**

**Show Hours: Saturday, 8 AM til 5 PM - Sunday, 8 AM til 3 PM**  
**Indoor & Outdoor Tailgate areas open at 6:00 AM each day**  
**Admission is just \$5 per day**  
**Sponsored By: The Baltimore Amateur Radio Club, Inc.**

### GIANT AMATEUR RADIO, COMPUTER AND ELECTRONIC FLEA MARKET, SHOW & SALE FEATURING


**ARRL Convention and Banquet, Giant Indoor and Outdoor Show and Sale Areas, Over One Half Million Square Feet of Sales Area, 3 Buildings with over 1,100 Indoor Spaces, Over 5 Acres Indoors, Amateur Radio Manufacturers, Dealers, and Ham Radio Fleamarket, 5 Acre Outdoor Hard Surface Tailgate Area, Basic Indoor Spaces, FCC Amateur Radio License Exams, Ham Radio Demonstration, Over 14,000 Attended Last Year**  
**Many Show Special Bargains**  
**SHOW WILL BE HELD IN ANY WEATHER**

Dial 410-HAM-FEST for Information, Anytime!

Internet Address: [WWW.GBHC.ORG](http://WWW.GBHC.ORG) or

E-Mail us at [gbhc@gbhc.org](mailto:gbhc@gbhc.org)

Write us at GBHC, P.O. Box 95, Timonium, MD 21094-0095




**40 DAYS and 40 NIGHTS RECORDER.** Time lapse, can be activated by either contact closure or continuous duty operation with standard T-120 tape. **Models from \$349-\$529.** Matco, Inc., Schaumburg, IL, 1-800-719-9605, [sales@matco.com](mailto:sales@matco.com) or visit/order on-line at [www.matco.com](http://www.matco.com)



**QUAD VIDEO CABLE MODULATOR.** CVS-600 inserts 4 composite video signals on unused cable channels, 81 thru 95. Watch 4 remote security cameras from any TV in your home! Built-in signal amplifier and comb filter eliminates any ghosting and actually **IMPROVES** existing video! Only one unit needed with existing cable system. **\$199/each and \$169/each** in qty. of 4. Matco, Inc., Schaumburg, IL, 1-800-719-9605, [sales@matco.com](mailto:sales@matco.com) or visit/order on-line at [www.matco.com](http://www.matco.com)



**SECURE YOUR** privacy with the teleprivacy plus TLP-1. Stops others from listening in or recording your telephone conversations. Send \$49 to Vakis, 2930 Pine Ave., Niagara Falls, NY 14301.



**COLOR — LOW LIGHT 2 LUX** 32mm x 32mm, 350 TVL with optional enclosure. Pinhole and standard lens types available. Price reduction, **\$99/ea.** Add \$10 for enclosure with swivel mount. Matco, Inc., Schaumburg, IL, 1-800-719-9605, [sales@matco.com](mailto:sales@matco.com) or visit/order on-line at [www.matco.com](http://www.matco.com)

**SURVEILLANCE-COUNTERSURVEILLANCE:** I buy and sell used equipment. Steve 410-879-4035.

**SEE ADMAT SECTION,** pages 70 and 71 for other MATCO products, including wireless systems.




**AS-1004 wireless 2.4GHz,** FCC approved. 2.4GHz transmitter & receiver with audio! Capable handling total of 4 wireless cameras, range: >300'. Built-in camera, 400 TV line. **\$199 per system.** Additional cameras at **\$129/each.** Matco, Inc., Schaumburg, IL, 1-800-719-9605, [sales@matco.com](mailto:sales@matco.com) or visit/order on-line at [www.matco.com](http://www.matco.com)





**LISTEN IN** — Record or both. 2 great features in one unit for just \$69 including S&H. Fully automatic, starts every time telephone line is in use. Monitors with adjustable volume and records clearly both sides of conversation for up to 12 hrs on a single C120 tape. Direct from manufacturer. Send \$69 to Vakis, 2930 Pine Ave., Niagara Falls, NY 14301.



**INFRARED FILTER ELIMINATES 99.9% OF ALL VISIBLE LIGHT** — IR-9000. All B/W CCD cameras are IR sensitive. Place a 25 watt or less light behind the 3" x 3" filter, and you will see in the DARK. \$18/each. Purchase 2 for \$30. Matco, Inc., Schaumburg, IL, 1-800-719-9605, sales@matco.com or visit/order on-line at www.matco.com



**VGA TO COMPOSITE (NTSC/PAL) VIDEO CONVERTER** — ULT-2000. Small foot-print. Powered from keyboard with S-video and RGB outputs, too. 3:1 optional zoom control, simultaneous outputs with many extras. \$99/ea. Matco, Inc., Schaumburg, IL, 1-800-719-9605, sales@matco.com or visit/order on-line at www.matco.com



**CCD BULLET CAMERAS B/W & COLOR.** AX-800 series, weather resistant high impact design with swivel bracket. Will work with Matco's scanning motor. 3/4" diameter x 3" long approx. B/W: 400 line/0.2 lux. \$79/each. Color: 350 lines/2 lux, \$119/each — price reduction. Matco, Inc., Schaumburg, IL, 1-800-719-9605, sales@matco.com or visit/order on-line at www.matco.com

## BOOM MIKE

Electret condenser type. This versatile microphone may be wired for handy-talkie, sound card, telephone, base station, aircraft radio, CB radio, motorcycle intercom, etc. An earphone or miniature speaker may be installed in either or both muffs. The microphone unit can be easily removed and installed on another headset or helmet.

92A001 \$4.95 each

## 6-METER FSK RECEIVER BOARD

Crystal controlled on 50.675 receive frequency. Superhet with 10.7MHz IF. Three ICs and one transistor. Not a kit! New, with schematics and spec sheet for major components at our web site.

92A067 \$9.95 each

## UHF LINEAR AMPLIFIER

Input: 1 dB. Freq. Range: 890 to 940 MHz. Gain: 17 dB. Bias: 18 VDC @ 100 mA. Wilmanco #730.

96V001 \$14.95 each

## VIDEO SWITCHING CENTER

This switch box has four inputs and three outputs. Console-mounted switches and instructions allow you to switch between a wide choice of video sources.

95V020 \$9.95 each

## INFRARED DETECTOR

Used in porch lights to detect body heat. Runs on 110 VAC. Switched output is 110 VAC. New, tested working. May have minor wrinkles in lens cover.

94U028 \$9.95 each



## LED FLASHLIGHT

This flashlight is the newest in portable lighting technology. Three "AA" batteries will give 60 hours of light when you use the PL-W1 with one LED. There's no bulb to replace. This is a great light for cavers, backpackers, boaters and anyone who doesn't want to carry a lot of batteries and wants a dependable light. Put one into your "survival kit."

PLW-1 (1 LED) \$14.95  
PLW-2 (2 LEDs) \$19.95  
PLW-3 (3 LEDs) \$24.95



## OPEN FRAME POWER SUPPLY


15VDC or ±12VDC @ 5A. Power One HDD15-5-A, unused in factory box with full documentation.

20E009 \$24.95 each

## ULTRA-BRIGHT WHITE LED

T1¾ ultrabright white, 5600 mcd. This will stun your eyes!

SE5084J \$4.95 each



## ATARI 1020 COLOR PRINTER

For all Atari 8-bit computers. (Not PC-compatible!) Package includes: printer, power supply, software, pens, paper and interface cable. These are new units in factory sealed boxes.

94C037 \$14.95 each

## 12V 53W SOLAR PANEL MODULE

This module is constructed of 36 polycrystalline cells in series, laminated to a low-iron tempered glass superstrate with EVA encapsulation and light blue tedlar backing. The laminates are framed with 0.9" thick clear anodized extruded aluminum. Electrical connections are provided in a standard junction box. UL listed. Peak Watts: 53. Peak Voltage: 17.2. Peak Current: 3.08A. Dimensions: 36.8"L x 19.8"W x 0.9"D. Weight: 16 lbs.

20E002

\$349.00 each

## 12V 7W SOLAR PANEL MODULE

Solarex mega modules are made of semicrystalline silicon PV cells coated with patented anti-reflective titanium dioxide, ethylene vinyl acetate (EVA) laminated to a self-cleaning, low iron, tempered glass superstrate with tedlar backing. The framing is made of bronze-anodized high-strength, corrosion-resistant aluminum alloy. Each module is individually tested and labeled for output. These modules are UL listed and FM approved. Peak Watts: 8. Peak Voltage: 17.1. Peak Current: 0.46A. Dimensions: 16.5"L x 10.6"W x 0.9"D. Weight: 5 lbs.

20E001

\$109.00 each



## IBM TRAVELSTAR HARD DRIVE

3.25GB ATA/IDE, 5VDC @ 500mA, 4200RPM. 6304 cylinders, 16 heads, 63 sectors C/T, 2.5" form factor commonly used in laptops. Label has setup info. 3.875"L x 2.75"W x 0.375"D. Model DBCA-203240, part 21L9530. Info at <www.ibm.com/harddrive>.

20C011 \$99.95 each

## KRAFT TWO BUTTON JOYSTICK

PC-compatible. 97C022 \$3.95 each



## PCMCIA MODEM CABLE

Six feet long. Black. 97W006 \$3.95 each

## WE'RE MOVING!

We've lost our lease and would rather sell our inventory than move it. Dealers and other high rollers are invited to purchase our retail store inventory in bulk. Substantial discounts may apply to bulk purchases.



**WEATHER RESISTANT OUTDOOR CAMERAS.** WR-700 type, high impact tempered glass with stand. Black & white (430 lines), or color (420+ lines) available. Standard 3.6mm lenses with optional lenses of 6, 8, and 12 mm at \$20 extra. B/W \$119/each. Color \$179/each. Small compact size with sun shield. Matco, Inc., Schaumburg, IL, 1-800-719-9605, sales@matco.com or visit/order on-line at www.matco.com

## 16 CHANNEL MULTIPLEXER.

Display 4, 8, and 16 video outputs directly on a TV or security monitor. This is the only device which allows full screen display of video on VCR playback (see 40 days and 40 nights recorder). Plenty of options including tilting, zoom, individual gain adjustments, etc. Price slashed to \$849 each — Winter special. Matco, Inc., Schaumburg, IL, 1-800-719-9605, sales@matco.com or visit/order on-line at www.matco.com



## TIL311 (LR1707R) HEXADECIMAL DISPLAY WITH LOGIC

Solid-state with TTL circuit to accept, store and display 4-bit binary data. 0.2270" (6.858mm) character. Left- and right-hand decimals. Separate LED and logic power supplies may be used. Internal TTL MSI chip with latch, decoder and driver. Operates from 5V or 6V supply. Constant-current driver for hexadecimal characters. Easy system interface. Utilizes "active low" for enable. We ship either TIL311 or exact equivalent LR1707R. Spec sheet available at our web site.

98L003 \$9.95 each



## TOROID CORE ASSORTMENT

WOW! May contain tape wound, powdered metal, ferrite material cores, different sizes.

92N016 20 for \$4.95



**ULTRA LOW-LIGHT COLOR — 470 line/0.3 lux camera.** CNL-11-C-HR, 1.5" x 1.5" x 1", 1/3" CCD board camera with 3/6mm F2.0 lens. Excellent color rendition using Sony chipset. 12VDC @ 240 mA. Optional 6, 8, 12mm lenses. Special \$179/each. Matco, Inc., Schaumburg, IL, 1-800-719-9605, sales@matco.com or visit/order on-line at www.matco.com

## SATELLITE EQUIPMENT



**FREE BIG dish catalog.** Low prices! Systems, upgrades, parts, and "4DTV." Skyvision, 1010 Frontier Dr., Fergus Falls, MN 56537. www.skyvision.com Call 1-800-543-3025.

**SMARTCARD PROGRAMMER \$75.** High speed unprogrammer \$200. Free flyer. Tony 419-385-3100.

# alltronics.com

2300-D Zanker Road - San Jose, CA 95131-1114

(408) 943-9773 - Fax (408) 943-9776

Download our Catalog: <http://www.alltronics.com>

Store Hours: 9-6 M-F & 10-3 Sat., Pacific. Visa, M/C, AmEx Accepted. All Sales Final. California Residents Add Sales Tax. Shipping Additional on All Orders. Prices Good 60 Days from Date of Publication and Subject to Change Without Notice.





# OOPics Get the Message

by Michael  
Dennis

## Extending the pressroom data collector

In my last article for *Nuts & Volts*, I discussed a data collection network that used the Savage Innovations OOPic to track events in our pressroom. One of the planned extensions to that system was remote operator notification.

Our pressroom is big — 200 feet long and 60 feet wide. A press operator might be anywhere in the building, but needs to react to a press stoppage in a timely fashion. This suggests that we need to wire the operator and use a radio link to transmit press status.

We need to stay away from high power RF on this project, since our neighbors include a pair of cell phone towers and a helicopter landing pad.

My MUST HAVE list:

- No wires
- No interference outside the shop
- Compact
- Rechargeable
- Inexpensive

## OOPic to the rescue, again

The OOPic provides a PIC on a handy-sized interface board, consumes little power, and has great support for LCD modules. Since it already is built into my pressroom for data collection, it was a natural choice for this part of the project.

Virtual circuits make the code "hands off." The OOPic's object-oriented compiler allows the construction of virtual circuits that behave as hard-wired electronic components. Once a circuit is set up, it runs in the background, allowing the OOPic to service other code. In this project, there is no "other code;" everything is handled by the virtual circuits.

## Rapid RF development with pre-engineered AM circuits

I'm not an electrical engineer. I don't want to struggle with FCC certification of my design. And transmitter-receiver circuits are cheap these days. So it was a simple matter of choosing one. I selected the eight-bit TWS from Reynolds Electronics, since they offered a kit of all the major components for about \$20.00.

The kit is built around a Holtek

encoder/decoder chip set. These ICs were designed for garage door openers and security systems. On the HT 640 encoder, a set of pins takes eight bits of data and formats it for transmission on one end of the link.

On the other end, an HT 648L decoder converts the data back to eight bits and presents it on eight output pins. An additional 10 pins are available to set an address. The decoder ignores data that does not match its address. A strobe indicates that data has been received.

Some friendly advice from Reynolds on FCC regulations:

*These RF modules do not require licensing when used in accordance with low power devices used for remote control applications per Title 46, Section 15 of FCC Rules and Regulations. There are, however, some limitations in the United States with regard to continuous transmissions. It is the responsibility of the end-user of these devices to review this title section prior to operating these units. These mod-*

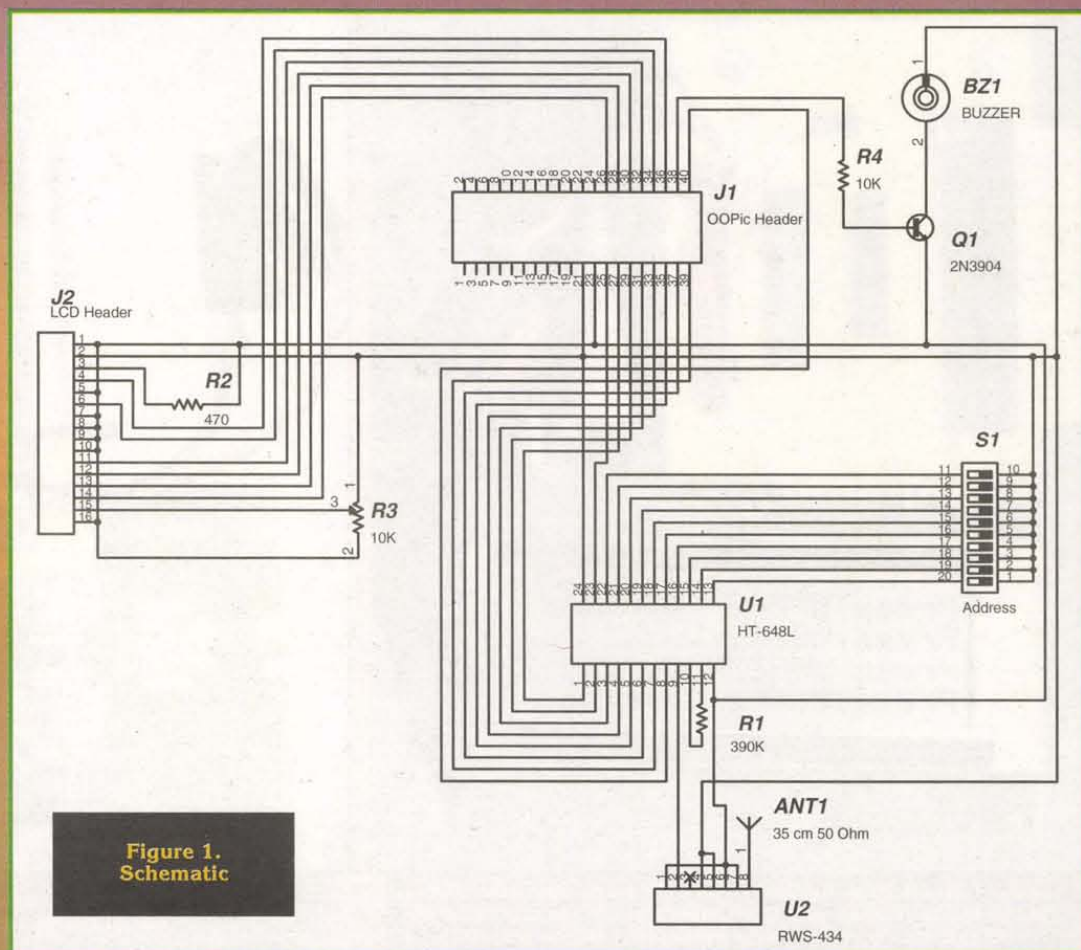
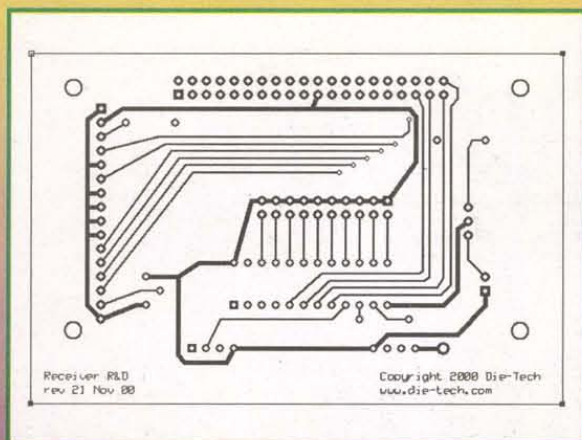
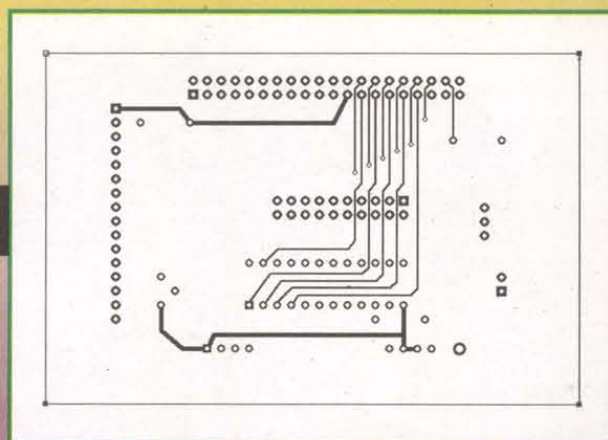


Figure 1.  
Schematic





**Figure 2. Plot**  
(actual size 3.6" x 2.5")



ules are not FCC approved, but have been designed to comply with FCC Part 15 Rules and Regulations. They are not in a finished product form, and are strictly intended for experimental/educational purposes only. If you plan to use these modules in a finished product in a non-experimental capacity, the module must be designed into the product, and the finished product submitted to the FCC for approval.

### Putting it together

The schematic is shown in Figure 1. A suitable antenna feeds the RF module. The binary data pin is connected to the data input of the HT-648L. The eight data out pins of the HT are connected to the OOPic I/O header.

Since an LCD would be normal and expected for this kind of project, I included the circuitry for a Hitachi-style interface. This includes two pins for back lighting and the pads for a pot to adjust brightness.


A set of optional jumpers or dip switches lets the board be addressed.

The design allows a message to be sent to just those pagers with matching codes. This could come in handy if, for example, I want to page maintenance instead of the operator.


Rounding out the options, I included traces for a buzzer circuit. An inverting transistor goes high when the OOPic pulls its output low. This transistor then switches a piezo buzzer. In the code, this is linked to the Data Ready pin of the HT 648L.

Figure 2 shows the board plot. The size of the board was dictated by PCB Express — they supply three proto boards for \$59.00 if you use their router and keep the board size to 3.8 x 2.5 inches. The size is close enough to the OOPic footprint that I punched holes to allow the boards to stack. Figures 3, 4, and 5 show an assembled stack.

The enclosures hadn't arrived at the time I wrote this article. I plan to use a clamshell blister pack for the enclosure, as shown in Figure 6. They cost about 10 cents apiece and being made of clear PVC require no machining to make the LCD visible. A clip lets the operator wear it on his/her belt, shown in Figure 7. The downside is that they sell in minimum



**Figure 3. Stack from the front. Note the transistor substitution in the buzzer circuit, and the jumpers where the dip switches should be. Never let parts availability stop a project!**



**Figure 4. The back of the stack. The wire running out of the picture is the antenna.**



## Parts List

OOPic  
Savage Innovations  
[www.oopic.com](http://www.oopic.com)

- 8-Bit TWS, a kit of the RF parts, including:
  - TWS-434 Transmitter
  - RWS-434 Receiver
  - Holtek HT 640 Encoder
  - Holtek HT 648L Decoder
  - Resistor for the oscillator
  - Application notes

**Reynolds Electronics**  
633 North 8th Street  
Canon City, CO 81212  
719-269-3469  
[www.rentron.com](http://www.rentron.com)

Optrex 4 X 20 LCD  
DMC20434-CEM

**All Electronics**  
[www.allelectronics.com](http://www.allelectronics.com)  
P.O. Box 567  
Van Nuys, CA 91408-0567  
Orders: 800-826-5432  
Cat #LCD-46

Pin Headers, Sockets, Resistors

**Mouser Electronics**  
[www.mouser.com](http://www.mouser.com)  
800-346-6873

See their  
ad on  
Page 59!

See their  
ad on  
Page 55!




Figure 5. The stack from the side. The large black object is a piezo buzzer.

quantities of 1,000. Still I could throw most of them out and it would cost less than my machine shop cutting LCD windows at \$45.00 an hour.

I plan to use rechargeable Nickel Metal Hydride batteries made by Rayovac for this project, since it's easier to replace batteries than to cradle the whole pager. Plus, I didn't have to build a charger circuit — their RS9 unit handles recharging.

## Coding the OOPic

Objects need to be declared before they can be used. For this project, we need to input eight lines of data when the Data Ready line is triggered by the decoder chip. The routine Scan is declared as an event handler, so

that the virtual circuit can trigger it automatically. An oGate object ties the Data Ready signal to the event.

```
'For the Scanner
Dim Msg as New oDio8      'Object is an 8-bit I/O; Message
                             'from decoder
Dim DR as New oDio1      'Object is a single-bit I/O;
                             'Data Ready from decoder
Dim Buzz As New oDio1    'Object is a single-bit I/O;
                             'Buzzer
Dim Scan As New oEvent    'Object is event handler
Dim LG As New oGate      'Object is gate
```




Figure 6. The finished project in a clamshell case.





Figure 7. A stick-on clip makes the device portable. Bulky, yes, but light!





**Figure 8.** The transmitter half of the kit on breadboard. Pressing the button sends a message, which is selected by moving a jumper wire to the appropriate pin. The antenna is not shown.

Dim Queue(4) As New oByte 'Object is array of 8-bit Bytes  
Dim I As New oNibble 'Object is 4-bit nibble

An output is provided for a buzzer — optional, but nice.

This virtual circuit links the data input to the Data Ready line to its event handler.

'configure Scanner

```
'Sets up I/O for HT decoder chip
Msg.IOGROUP=2 'Using lines 16-23 Message
Msg.Direction=cvInput 'Flow is Input
'---
DR.IOLine=24 'Use Line 24 for Data
'Ready
DR.Direction=cvInput 'Flow is Input
'---
Buzz.IOLine=25 'Use Line 25 for Buzzer
Buzz.Direction=cvOutput 'Flow is Output

LG.Input1.Link(DR.Value) 'Link gate to Data
'Ready
LG.Output.Link(Scan.Operate) 'Link gate to event
'handler
ScanLG.Operate=cvTrue 'Make gate active
```

The handler treats the eight data inputs "Msg" as a one-byte number and formats it for the screen. If no presses are down, the transmitter sends "0" as data. An "All OK" message is displayed. The bulk of the code below handles a message queue that allows the last four messages to be displayed on the LCD.

```
Sub Scan_Code()
'Handles the scan routine
Call ClearLCD 'wipe the screen
If Msg.Value = 0 then 'no presses down so no
'error messages
LCD.String="All Presses OK"
Queue(1).Value=0 'clear history
Queue(2).Value=0
Queue(3).Value=0
Queue(4).Value=0
Else
Queue(4).Value=Queue(3).Value 'roll the message
'down a line
Queue(3).Value=Queue(2).Value
Queue(2).Value=Queue(1).Value
Queue(1).Value = Msg.Value 'new message at top

For I = 1 to 4 'now display the messages
If Queue(I).Value > 0 Then 'don't show empty
messages
Call PositionLCDcursor(I,1) 'find the line
LCD.String="Press " + Str$(Queue(I).Value)
+ " Down" 'show the message
End if
Next I

Buzz.Value=1 'Buzz!
OOPic.Delay=50: 'Hey, I read it in a book
Buzz.Value=0 'Unbuzz
End If
End Sub
```

This routine could be modified to present any imaginable messages. The OOPic has a spare EEPROM socket, so quite a lot of text could be stored and retrieved with a simple CASE statement. There are OOPic objects geared to just this sort of application.

The virtual circuit for displaying messages is the LCD driver from the last project. Since it is driving the same Optrex 4x20 LCD, nothing changes in the listing. Rather than repeat that code here, look at the full listing at <http://www.nutsvolts.com>. The main routine looks pretty lame. All it does is call the routines that set up the virtual circuits.

Call IOSetup 'Set up the hardware and virtual circuit

## Indications of success

Preliminary tests show good results — the messages get through without garbling if the operator is in the room with the transmitter, or no more than one wall away. Repeaters are going to be needed for full coverage.

Batteries last about 12 hours, ample reserve for an eight-hour shift. The LCD is the big power hog, followed by the RF receiver.

Figure 8 shows the breadboarded transmitter. This was used to test the reliability of transmission during design, and to generate the messages that appear in the photos. The next step is to marry it to the data network. **NV**

## Serial in, graphics out. Almost too easy.

These serial displays take RS-232 at 2400 or 9600 baud and produce stunning text and graphics on a supertwist LCD screen. See our complete line at [www.seetron.com](http://www.seetron.com). All models are in stock for immediate delivery.

### G12032 120x32-pixel LCD

SGX-120L \$99.00  
Same size as 2x16 text LCD  
Editable font(s) in 4 sizes  
Up to 6 screens in EEPROM  
Easy terminal protocol



(3.2 x 1.4 in.)



(3.7 x 2.8 in.)

### G12864 128x64-pixel LCD

BGX-128L-4 \$199.00  
Large, sharp LCD  
Editable font(s)  
Up to 14 screens in flash  
Separate text, graphics layers  
DB9 connector built in  
AC adapter jack built in  
Easy terminal protocol


**www.seetron.com**

Scott Edwards Electronics, Inc. ph 520-459-4802 fx 520-459-0623 nnv@seetron.com

Circle #127 on the Reader Service Card.



# AIBO *the Robotic Pet*



*Move over Tekno, there's a new dog in town.*

The AIBO ERS-210 Entertainment Robot from Sony packs a serious amount of hardware and software into a tiny package to emulate a small pet. This autonomous creature interacts and responds to its environment more than any other consumer virtual pet, albeit at a much heftier price.

## Adopting AIBO

AIBO gets its name from Artificial Intelligence roBOT. Also, "aibo" is the Japanese word for "pal." Walking on four articulated legs, AIBO operates autonomously, responding to its environment and making its own decisions. Coupled with the standard AIBO Life software, the robot matures through several stages, each with different behavior patterns. How the behavior changes, and at what rate, is directly controlled by how much attention the robot receives (more on this later).

One does not "buy" an AIBO; rather it is "adopted." AIBO owners almost exclusively refer to their AIBO pets by name. Indeed, one of the first responsibilities as an owner is to give your pet a name (via the "Name Registration" voice command). After registering a name, AIBO will

respond when called. Don't expect AIBO to talk back verbally, however (or even with normal pet sounds like barking or "meow"). AIBO currently only responds with flashing lights and tonal melodies (although software exists to add your own speech and/or music cues to AIBO's vocabulary).

What AIBO does next depends upon a number of factors. If left alone, it will explore its environment, walking around and seeking out human interaction. By pressing one of several sensors on the robot, you can satisfy this need for attention. You can also provide verbal feedback, such as "Good boy/girl," "Bad boy/girl," or

"Don't do that!" AIBO will then modify its behavior accordingly. You can also press combinations of these sensors to force the robot into a rest mode (keeping it from walking around) or into a sleep mode (when you really don't want to hear from it). AIBO will also put itself to sleep when it gets bored and wake itself up after it has rested.

The ERS-210 is actually Sony's second attempt to bring robotic pets to the consumer. Although the first generation was clearly canine in appearance, the 210 seems a bit schizophrenic in that it passes equally well as a dog or a cat (the 210 also has been referred to as a



Figure 1. AIBO comes in silver, black, or gold.



Figure 2. Using the small tool (front), each of the four legs can be removed.



lion cub). Of course, some argue that it must be a dog since it relishes attention and responds to human commands (please, no letters from cat owners!) In any case, the 210 also comes in three colors: silver, black, and gold (see Figure 1). It is interesting to compare the ERS-210 with its predecessors and see how much progress was made in just 18 months.

## History of AIBO

Following the popularity of the Tamagotchi and Furby virtual pets, Sony launched the first AIBO Entertainment Robot, the ERS-110, in June of 1999, with only 5,000 units for sale over the Internet (3,000 in Japan and 2,000 in the US). The units in Japan were completely sold within the first 20 minutes while those in the US were gone in four days (despite a \$2,500.00 price tag). In response to the strong demand, Sony re-introduced a slightly improved version, the ERS-111, in November of 1999. Once again, the meager 10,000 units available fell far short of the over 135,000 orders received and "adoption" of these units was processed by a lottery.

The first generation ERS-110 and 111 have garnered more than their share of public attention including the covers of *Time* and *Fortune*

magazines, as well as cameo roles in a major music video and the MTV series "The Real World." AIBO clubs and websites have popped up to support the burgeoning interest in these robots. Hackers have dissected the hardware, as well as the operating software to ferret out its inner workings, despite numerous protection and encryption schemes (as well as legal warnings) employed by Sony.

Sales of the second generation ERS-210 began in November 2000. With improved performance, voice recognition, and more expressive capabilities — plus a \$1,000.00 reduction in price — this model is sure to set new sales records, as well. Compared to the previous models that had 16 joints and 18 degrees of freedom, the ERS-210 has 20 joints and 20 degrees of freedom (three in the head, three in each of four legs, two in the tail, one in each of two ears, and one in the mouth). Additional touch sensors on the chin and back, plus new LEDs in the face and tail, increase the robot's sensitivity to human contact and its ability to express a variety of emotions.

AIBO owes much of its design to research on "RoboCup," an international project to promote robotics and artificial intelligence. Just as the "holy grail" of computing

was once to build a computer that could beat a world champion at chess, the ultimate goal of

# AIBO Oriented Web Sites:

**AiboPet** (lots of great technical info and AIBO tools)  
<http://aibopet.com>

**aibosite and aibonet**  
(combined site with AIBO info, pictures, videos, software, and more)  
[www.aibosite.com/](http://www.aibosite.com/)

**AIBO Webring**  
(Websites by AIBO owners and others)  
<http://neuro-trials1.mgh.harvard.edu/aibo/aibo.shtml#01>

**aiboWORLD** (another European/UK site)  
[www.aiboworld.co.uk/](http://www.aiboworld.co.uk/)

**ClubAIBO** (BBS type site for sharing info on AIBO)  
[www.clubaibo.com/](http://www.clubaibo.com/)

**Sony** (main AIBO website with links to 3D virtual AIBO)  
[www.aibo.com/](http://www.aibo.com/)

**Sony** (European website with lots of videos)  
[www.eu.aibo.com/](http://www.eu.aibo.com/)

**RoboCup** info  
[www.robocup.org/resource/6.html](http://www.robocup.org/resource/6.html)




Figure 3. a) PC Card slot at rear of body, and b) LCD display and controls on front.

## RESOURCES

**Sony Entertainment Robot America**  
E-mail: [era.office@am.sony.com](mailto:era.office@am.sony.com)  
Phone: 1-888-917-7669

### Further info on AIBO development and Open-R:


"An Open Architecture for Robot Entertainment," Proceedings of the First International Conference on Autonomous Agents, ACM Press, 1997, pp.435-442

"Development of an Autonomous Quadruped Robot for Robot Entertainment," Autonomous Robots, 5, 7-18 (1998)




Figure 4. Pressure switch at the bottom of each paw.







**Figure 5**  
Open-heart  
surgery on  
AIBO  
(courtesy of  
AiboPet).



**Figure 7.** Location of the sensors and other major components.



**Figure 6.** The main circuit board, a) left side and b) right side (courtesy of moolabooga and AiboPet).

RoboCup is to "by the year 2050, develop a team of fully autonomous humanoid robots to compete and win against the human champion soccer team." Quite a lofty goal indeed, but even if this proves optimistic, a side-effect of this program is sure to be better consumer robots for the home like AIBO.

## Inside AIBO

The ERS-210 consists of five major components: a body unit and four leg units. A small tool is included which allows removal of the leg units (see Figure 2). With the legs removed, access can be made to the PC slot in the back (see Figure 3a), as well as the small LCD display and controls on the front of the body (see Figure 3b). These controls can be used to set the robot's internal clock and speaker volume level, as well as checking on the battery condition. A duplicate set of display and controls can also be found on the optional Energy Station recharger, which lets you make changes without removing the legs.

Although each leg unit is slightly different on the outside, they each contain three actuators to control shoulder tilt (in/out) movement, shoulder rotation, and knee rotation. Each actuator also includes an embedded potentiometer to signal back the exact position of the joint. At the bottom of each leg (under the paw) is a pressure switch (see Figure 4).

Inside the body of AIBO are the main circuit board, battery, and a memory stick slot for the

optional software. Temperature, vibration, and acceleration sensors are also found here along with a clock/calendar circuit. A touch sensor on the back invites human interaction and allows the robot to react accordingly. Sticking out the back of the main unit is the small tail that can move up/down and left/right. There are also two LEDs at the tip of the actuator which light up the tail (via a lightguide) to indicate what the pet is doing or thinking.

Disassembly of the main unit is fairly

## AIBO Vies for Attention with Roo

It is interesting to note that just as I was evaluating AIBO, a new kitten was brought into our home. Since we already have an adult cat and dog, I was curious as to how they would react to these two newcomers. AIBO came first and, as might be expected, both animals had little interest in this dunky, slow moving piece of plastic. Perhaps the lack of smell added to their indifference, but after nothing more than a passing curiosity, they promptly decided to ignore this intruder.

A week later, when our next houseguest, Roo, came to visit, things were quite different. Neither animal was happy to see this six-week old kitten jaunting all over the place. The reaction was immediate (growling and hissing), and after four weeks together, things are only slightly calmer now. I had forgotten how much energy and spunk kittens have. And did I mention fearlessness?

So naturally, I also began comparing AIBO to Roo. This is not unfair since Sony has been por-

straightforward (albeit not recommended) as shown in Figure 5, and does not require any special tools (except perhaps nerves of steel). Sony has done a remarkable job of packing so much mechanical — as well as electronic — hardware into such a small space. Figure 6 shows both sides of the main circuit board and identifies most of the major ICs. The primary CPU is a Quantum Effect Devices RM5231A-200H which is a 200MHz, MIPS IV compatible, RISC device with 64-bit internal architecture, and a 32-bit system bus. An additional eight-bit microcontroller performs I/O functions, as well as supporting the main CPU (including powering it up and performing a watchdog timer function). This chip is an NEC D780023AY running at 4MHz and includes 24KB of ROM and 1KB of RAM, an analog-to-digital converter, the clock/calendar, and two serial ports.

Dynamic memory consists of two NEC D4518163G5-A80 memory chips giving a total of 32MB of SDRAM. Read only memory is in a single Toshiba TC58FVB321FT-10 providing 4MB of flash ROM. Several custom ASICs round out the major components. As in previous models, various components communicate using the

traying AIBO as a serious alternative to a real pet. Notwithstanding their claims that it won't "leave little batteries around," it's hard to find many reasons why someone would choose AIBO over a real pet. Certainly, AIBO can impress the technophile and does have a certain "coolness" factor. And you can grow attached to the little guy. But it's hard to compete with a living creature.

First, there is the sheer mobility and expressive behavior. AIBO can't come close to the feeling of a small pet hopping into your lap or rubbing up against your face. Despite AIBO's technical ability to walk, see, hear sounds, etc. — and I certainly appreciate what a feat this is for a mechanical robot — one can only marvel at the capabilities of even a baby animal. So, although I love AIBO for what it is, I would have to say that most people will still find a real kitten or puppy a much better pet, paws down.







Figure 8. What AIBO sees through its CMOS camera (courtesy of Bob Harting).



Figure 9. AIBO software comes on tiny memory sticks.

Open-R™ bus, Sony's scalable architecture, and 12 Mbs interface for Robotic Entertainment Systems. All of this hardware is used to run Sony's AperiOS Real-Time Operating System with the memory stick acting as a virtual disk.

On top of the main unit is the head module that is controlled by three additional motors giving it up/down, left/right, and rotational movements. Inside the head are two microphones for stereo sound pickup, a speaker for sound output, and six LEDs for emotive expression. A CMOS camera and infrared sensor at the front of the head give the robot "sight" and primitive distance detection. Two moveable ears, a mouth, and touch sensors on top of the head and under the chin allow additional human interaction. Figure 7 shows the location of each sensor and other major components. Although the camera has a resolution of only 176x144 pixels, it seems adequate for the job (see Figure 8).

Fortunately, some thought was given to the ruggedness of the external parts. The tail is made of soft rubber, which bends and will pop off its actuator if overstressed. Likewise, the ears are bendable and attach to their actuator through a stress relieving arrangement. During my testing, one ear stopped moving although you could hear the actuator turning underneath. Simply pressing down on the center of the ear restored proper operation. If any of the main motors jam or overheat, the robot goes into a safe mode which should prevent further damage. A long press on the head sensor brings the robot back to "consciousness." While Sony

deserves credit for anticipating a certain degree of mishaps, it would still be unwise to unleash a small child on the fragile AIBO (in other words, it would not last long on BattleBots!).

### Software Options (AIBO-ware)

While AIBO will operate without any additional software installed in the memory stick slot, it is limited to pre-programmed motions and performances built into its ROM. To get the most out of owning an AIBO, you will need to purchase one or more of the optional software packs (see Figure 9). Most owners will start with the AIBO Life software that emulates a growing animal, giving it autonomous behavior, which matures from infant to adult while learning new behaviors with increased human interaction. AIBO Life also adds voice recognition, speech imitation, and photo taking capabilities. Viewing of the photos, however, requires a Windows PC (equipped with a memory stick reader) and optional software such as the AIBO Fun Pack (see Figure 10). This software also lets you examine various parameters and other information about AIBO, including the diary that AIBO keeps.

Other AIBO-ware titles currently include Hello AIBO! and Party Mascot for demonstrating AIBO's capabilities. These programs turn AIBO into a fully mature pet with special "show-off" behaviors like playing "rock, paper, scissors." AIBO Master Studio is a programming kit that allows you to create and edit original motion

### ERS-210 SPECIFICATIONS:

Movable Parts:	Mouth — up/down Head — up/down, left/right, rotate Leg (x4) — shoulder tilt in/out, rotate; knee rotate Ear (x2) — rotate Tail — up/down, left/right
CPU	64 bit RISC Processor
Memory	32 MB Main memory 8 MB memory stick 4 MB of flash ROM
I/O Expansion	PC card slot Type 2 Memory stick
Built-in sensors	CMOS video camera (176x144 pixels) Miniature microphone x2 Temperature sensor Infrared distance sensor Acceleration sensor Vibration sensor Pressure sensor (Head, Back, Chin, and Paws (x4))
Expression	Miniature speaker Red/Green LED eyes Blue/Orange LED tail
Built-in clock/calendar	
LCD Display	Setting clock, volume level, battery level
Operating time	Approx. 1.5 hours
Dimensions (WxHxL)	6" x 10.5" x 10.8" excluding tail
Weight	3.3 lbs.

and sound data. There is also a wireless LAN card that lets you control AIBO from your PC.

Next month, we will take a closer look at the software side of AIBO. A detailed outline of how AIBO matures from infant to adult using the AIBO Life program will be presented. Several shareware applications that let you dissect the programming of AIBO will also be discussed.

**NV**

### ACKNOWLEDGEMENTS

Thanks to Jon Piazza of Sony ERA for the loaner AIBO and technical background information. Also to AiboPet and moolabooga for technical info and pictures. Finally, thanks to Al Peck for various AIBO pictures and Bob Harting for the AIBO camera picture.

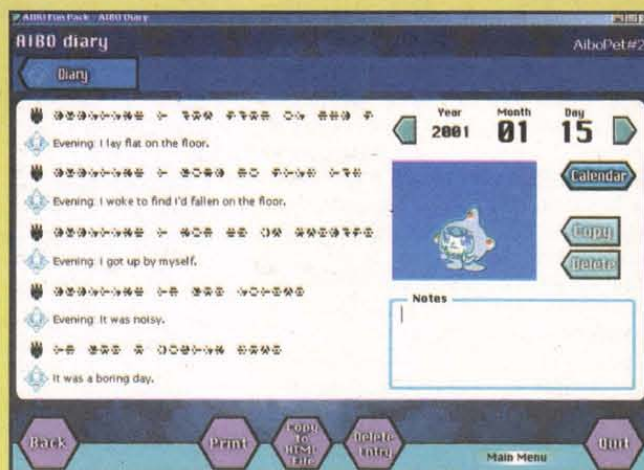


Figure 10. The AIBO Fun Pack software lets you view the pet's diary including pictures that it has taken. It also lets you change various parameters, such as what time to wake up (courtesy of AiboPet).



**H**ave you ever paid top dollar to have a telephone service person wire a jack for you? It probably took him/her all of five minutes and cost you several days' pay. With a little knowhow, you can wire your own telephone jacks and save some dough.

by Sean Troutner

# Telephone Wiring Demystified

**T**elephone wiring, for all practical purposes, still remains a real mystery to many folks who have already tackled similar tasks, such as wiring electrical outlets or even cable TV.

In its most rudimentary form, telephone wiring is nothing more than wire that carries an electrical voltage from one point to another. I believe that most folks feel overwhelmed when it comes to telephone wiring because of the number of wires and the color-coding.

The focus of this article is not to turn you into a service repairperson, but rather to give you the courage and confidence to wire your home for telephones as you see fit.


## Telephony 101

Before we dive headlong into any further discussion, we need to define a few of the terms that will be used throughout the text. Any reference to the phone company will mean your local phone company. The term NID, or Network Interface Device, refers to whatever device your phone company employs to provide termination of their wire and yours. The term line will only be used to reference an individual phone line provided by the phone company. Finally, the term wire will apply to the individual wire or wires that connect your jack(s) to the NID.

## The Network Interface Device

The network interface is the point at which your house wiring connects with the telephone company's cabling (also called the local loop). This is where the phone company's responsibility ends and the consumer's responsibility begins. It's a good idea to know where your NID is located should you have trouble with your line or need to add wiring to your home.

Depending on your phone company's policies, practices, and standards, your NID may be found in any number of places, some of which can be quite creative. Many phone companies have adopted the practice of mounting NIDs on the exterior of homes. In some tract housing, the NID is located inside an exterior wall, accessible through a



**FIGURE 1: Close-up of the test jack with cover removed for clarity.**

panel marked "telephone," usually next to the electric meter. If you do not find your NID on the exterior of your home, try the interior. Check the basement or the attic, following the telephone wires, if necessary. To aid in your quest, take a look at the photos of various NIDs included here. Most of the newer NIDs installed by telcos today have a test jack built into them for customer testing and isolation (see Figure 1).

## Telephone Wire


In theory, telephone wiring should last forever. If done correctly, your wiring projects can be done once and forgotten about with a little know-how.

Telephone wire is available just about everywhere these days. You can purchase wire at hardware, grocery, and even convenience stores. The truth is that all wire will never be created equally.

Your conductor colors	Corresponding jack screws	NID screws/terminals
Green	Green	Green
Red	Red	Red
White/blue	Green	Green
Blue/white	Red	Red

Table 1





**FIGURE 2: From left to right: Single flush jack, dual flush jack, and surface jack.**

**Table 2**

Secondary Wire Colors	Corresponding Jack screws	NID screw/terminals
Yellow	Green	Green
Black	Red	Red
White/Orange	Green	Green
Orange/White	Red	Red

Telephone wire is available for a wide variety of applications, from line cord material to hybrid cables with wire for voice and video in the same sheath.

A successful method of choosing the right kind of wire for any application is to first understand the basic differences of wires used for telephone installation. The following is a list of the basic types of phone wire available:

• **Line Cord (a.k.a. Silver Satin)** is a flat ribbon-like wire with two to eight conductors pri-

marily used for the connection between the telephone instrument and jack.

• **Category 1 wire (Cat 1)** is a round wire containing anywhere from three to eight conductors. Most older homes are wired with Cat 1 wire. Cat 1 simply means that there is only a slight twisting of the conductors under the sheath (a capacitance twist).

• **Category 3 wire (Cat 3)** is the same as Cat 1, except that the conductors may be paired

with color-coding, and the twisting of conductor pairs is more apparent.

• **Category 5 wire (Cat 5)** and above is distinguished from Cat 3 by the tight twisting of pairs. Cat 5 was designed with 10baseT and higher networks in mind, but is slowly becoming the "de facto" standard for voice wiring.

The twisting of pairs in Cat 3 and better is designed to minimize the induction of noise into the pairs. This induction may cause interference with the operation of the phone line. Induction between pairs is known as "cross-talk," and this is very common when two or more phone lines are working in a Cat 1 wire, where the twisting of conductors is minimal.

High voltage sources, such as neon signs, induction motors, and fluorescent lights tend to wreak havoc with Cat 1 wire and will always be picked up by line cord wire in close proximity.

Wire, regardless of category (except line cord), is rated for either indoor or outdoor use. This is very important. Exterior grade wire has a thicker PVC coating (sheath) that will withstand freezing and sunlight for extended periods. A common mistake is to use interior wire on the exterior of homes. This shortens the life of the wire, as the sun tends to break down the sheath and expose the conductors to the elements. Once this occurs, the wire literally sheds all insulation and will short with the slightest amount of moisture. **Never use line cord outdoors for permanent wiring!** To do so is only asking for trouble.

## Telephone Wiring Methods

Telephone wiring practices can be divided into two categories: looped or home run. It is possible and common to mix these practices, but for clarity, I will discuss these practices and their advantages separately.

The most common method used to wire a home is the familiar "loop" method. If you have done any electrical wiring in a home, you should be familiar with this method. The "loop" method is the practice of running a wire from jack to jack

with only one wire run to the NID.

This method is still the most commonly used and is popular among electricians in new home construction. Looping has its flaws; the most obvious of which is if a wire between the first jack and the interface goes open. In this event, you have to rewire a portion of the loop.

The second method is to "home run" each wire to its own jack. Simply put, each jack has a dedicated wire. These wires may be brought back to one central point or directly to the NID. A major advantage of home run wiring is the ease with which trouble can be isolated. Home run wiring allows you to quickly add lines and alter your wiring configuration.

To identify what type of wiring

## Learning made easy with CIE's Bookstore!

### Basic PC Learning Course

This self-study course will allow you to:

- Understand Basic PC Principles
- Diagnose PCs
- Repair PCs
- Build PCs from Scratch



#### Course Contains:

- A Self-Study Course Manual
  - A Video on Basic PC Assembly and Configuration
  - A Video Tutorial on the MicroScope Software
  - MicroScope Diagnostic Software - Limited Edition (25 uses.)
- 01-920  
(plus \$20.75 ship & hand)

**\$239<sup>95</sup>**

### Electronics Circuits & Components Learning CD

This popular Electronic Circuits & Components CD covers all of the basic knowledge needed to get students started in electronics and it does so in a unique and effective style.

This CD assumes no prior knowledge of electronics and it makes full use of animations, sound & graphics to take users from first principles to simple circuits.

Topics Covered: 1. Fundamentals 2. Passive Components 3. Semiconductors 4. Passive Circuits 5. Active Circuits

01-909.....\$49.95 (plus \$5.25 SH)

#### BONUS - FREE Parts Gallery CD!

This CD contains a library of different types of electronic components and it's FREE with every 01-909 purchase!



### Digital Electronics CD Tutorial

This Digital Electronics tutorial

provides a detailed introduction to the principles and practice of digital electronics along with an introduction to microprocessor based systems.

A gallery of common digital ICs and photographs of digital circuit applications is also included.

Most technicians in a computer or electronics related field need to have at least a basic understanding of digital electronics. *Learn all you can about them!*

01-922.....\$49.95 (plus \$5.25 SH)

Send your order to CIE Bookstore:  
1776 E.17th Street, Cleveland, Ohio 44114  
CA, HI and OH residents must add sales tax.  
Source code BS 20.



Order on line at **www.ciebookstore.com** or call **(800) 321-2155**

## Suggested Tools

- Screwdrivers, Phillips and Standard
- Analog VOM
- Wire Strippers
- T-25 Staple Gun (or equivalent)
- Telephone (in working order, corded)
- Tone and Probe set (optional)



method was used in your home (assuming you do not know), do a quick inspection of your NID. At your NID, you will find terminal lugs or screws to which the wire from the house is terminated. If there is only one wire to the NID and you have multiple jacks in the house, it is safe to say that you have looped wiring. If there are multiple wires terminated, then it is likely that you have home run wiring, or a combination of looped and home run (assuming the number of jacks is greater than the number of wires present at the NID).

## Wiring Tips

Wiring is not a daunting task; 90% of the chore of wiring is merely choosing a route that is feasible and practical. Some tips to keep in mind when wiring are as follows:

- When drilling a hole through an exterior wall, always drill the hole at an angle. If you are drilling from the outside to the inside, the tip of the drill bit should be higher than the chuck. Inversely, when drilling from the inside to the outside, the chuck should be higher than the tip. This will help keep water from entering the exterior walls.


- Always use caution when drilling through any part of a structure. Be sure to inspect the area you plan to drill prior to commencing. Check to see if there are hazards present, such as electrical wiring, ducts, or pipes. **NEVER** drill with your hand on the drill bit! Doing so may result in electrocution if you happen to hit a live electrical wire.

- When drilling through sub-floors covered in carpet, use a sharp knife to cut an "X" across the center of the hole you wish to drill. Several passes with the knife may be necessary to cut completely through the carpet. This will not visibly show and will prevent the carpet from developing a "run" when you drill through it.


- When running wires through crawl spaces, be sure to keep the wire off of the ground, especially if you have had trouble with rodents. Rodents love to chew on wires and will definitely do damage to wires on the ground. Do not secure wires run through crawl spaces very tightly. If a wire goes bad, you will have to enter the crawl space to replace it. By leaving the wire loose you can "chase" a new wire in while pulling out the old wire and still maintain ground clearance.

- When installing new wire inside interior walls, use a wall box (I call them "after thought"


**FIGURE 3: Single line termination example — with a single flush jack shown.**




**FIGURE 4: Termination of one wire at NID. Note only the red and green terminals are used.**



**FIGURE 5: Termination of two lines at NID. Again, only the red and green terminals are used.**







**FIGURE 6: Newer NID with two lines terminated.**

boxes) that is designed to be secured to drywall. These can be either steel boxes with malleable tabs, or plastic boxes with screw actuated "wings." Simply place the box with its opening toward the wall, level, and trace around the box with a pencil. Then cut the rough opening. Use care when cutting holes in any wall, as the danger of live wires may exist. I highly recommend using only hand tools for the job.

- Remember to seal all holes in exterior walls with caulk, and to use a "drip loop" in the wire on the exterior of the structure. Doing so ensures protection from water entering exterior walls.

- If you run a wire on the outside of a structure, be sure that the wire is rated for outdoor use.

- Never bury indoor or outdoor wire directly. Use conduit or direct buried cable.

- Attaching a wire to the exterior of a structure can be accomplished by using a staple gun (T-25) if the exterior is made of wood. Be careful when using a staple gun. If a staple pierces the jacket of the wire you have two choices: re-run the wire, or mark the entry wound for future reference, because you will probably have trouble there.

### Telephone Jacks

Jacks are available in a variety of styles and colors. Jacks may either be surface mount or flush

# WIN with Nuts & Volts

R.D. HAHN of Upper Black Eddy, PA  
JAMES BRONSON of Brunswick, ME  
ANGUS LOOP, JR. of Santa Rosa, CA  
LARRY NIELSEN of Del Ray Beach, FL  
GEORGE SKUSE of Watertown, MA  
DAVE SWEETSER of Ft. Collins, CO  
DAVID BROWN of Parkville, MO  
GARY CRAWMER of Toledo, OH  
JAMES APP of Keansburg, NJ

**PAID SUBSCRIBERS ARE  
AUTOMATICALLY ENTERED  
EACH MONTH!**

RICHARD BENASSI of Rockville, MD  
TOM CARLSON of Chaska, MN

Each month, 11  
lucky names will  
be drawn!!  
Join the winners  
listed here!

Monthly Prize Donor: **NETCOM** (page 17)

**To Subscribe** — Just fill in and mail the card supplied in the magazine or call our toll free order line at **(800) 783-4624** with a Visa or MasterCard.

If you do not wish to order a subscription, but would like to be entered in our drawing, simply send or email your name, address, and telephone number to *Nuts & Volts*, 430 Princeland Ct., Corona, CA 92879 or [drawing@nutsvolts.com](mailto:drawing@nutsvolts.com). No phone entries accepted. All orders/entries must be received by the last day of the month to be included in that particular month's drawing.

This month's sponsor ...

**INKJET SOUTHWEST**

**\$50.00**

**Gift Certificate**

**See their ad on Page 56!!**

# WIN with Nuts & Volts



## Related Web Sites

**www.levitonvoicedata.com:** Leviton makes jacks and accessories for residential/commercial wiring. Under Learning Center/Training Resources, there are wiring diagrams and color comparisons. This site has many helpful tips and explanations.

**www.specialized.net:** Specialized Product

Companies offers hard-to-find tools and test equipment for the telecommunications industry. They sell direct to the public. Minimum order is \$20.00.

**www.sandman.com:** Mike Sandman has some off-the-wall and unique items, as well as extremely hard-to-find telephone accessories. Not the cheapest vendor on the block, but if you can't find it elsewhere Mike might just have it.

mount (see Figure 2). Flush mount jacks are used with wall boxes, while surface mount jacks may be screwed or adhered to a surface. When using surface mount jacks on wood surfaces — especially plywood — or in areas where moisture may be a problem, be sure to use screws in addition to the double-backed tape.

If you are replacing an existing surface mount jack on drywall, it is a good idea to score the area around the jack before removing it from the drywall — otherwise you may have to do drywall repair.

When selecting a jack, look at the jack's physical construction. Albeit that most jacks are made in Taiwan, buying a cheap jack will often result in failure from merely plugging a cord into it.

Select a jack that suits your needs, i.e., using a "duplex" jack (jack with two receptacles) will allow you to have two lines in one location, or eliminate the need for a splitter. When buying a surface jack, choose a jack that has enough space to neatly conceal all the conductors, used or unused.

## Wiring Termination

Once the wire has been run and secured (if necessary), you are ready to terminate it. The type of wire used will determine the color of the conductors you will terminate. If your wire has a solid red and a solid green conductor (see Figures 3 and 4), these will be the conductors you will use for a single phone line (second line termination instructions to follow).

If your wire has a white conductor with blue striping and a blue conductor with white striping, these will be the wires that you use for the line. Refer to Table 1.

If you are terminating a new wire from an existing jack, simply tie down the same conductors you used at the new jack to the existing jack. If the conductor colors tied to the existing jack that you are looping from differ from the colors you are using, do not panic. Simply tie down your conductors to the green and red terminals of the existing jack.

Wiring telephone jacks is like algebra; whatever you do to one side of the equation, you must also do to the other. Hence, if you use the same conductors on both ends of the wire, you will be successful.

## Adding a Second Line

What about a second line, you ask? Now that you know how to wire one line, the second line is just as easy, but requires some preparation work. When adding a second line consider the following:

- ✓ Is there a jack close to, or at the location where the second phone line will be used?
- ✓ Does existing wire have enough conductors to accommodate a second line?
- ✓ Is the premise wiring looped or home run?
- ✓ Do you need/want to have access to both lines at the same jack?

If you already have a jack close to or at a location in which you would like to have the second line, you will need to inspect the existing wire to determine if the wiring is looped or a home run. This may require you to look in the NID, because what you may think is a "home run" may really be the end of the loop. If the line is looped, and you have at least four conductors in the wire, you are in good shape. (Remember, it takes two conductors for each phone line.)

If the wire is identified as a home run, you will need to determine if you want two lines or one line at the desired location. Assuming you want both lines in the same location, you will need at least a four-conductor wire, and you will need to isolate the wire at the NID. A quick way to locate an individual wire is to short the unused conductors at the jack and then look for the short at the NID using an ohmmeter, or simply remove one wire at a time from the NID until the existing jack is dead.

If you do not have enough conductors to place both lines in the same jack location or there is no existing jack close for you to loop from, you will need to run a new wire.

## Terminating a Second Line

Terminating a second line is no different than terminating the first line. Once you have decided where the second line will go and if you want one or both lines at that location, then it's all down hill from

there.

If you have an existing jack with four or more conductors in a location that suits your needs and you want both lines to work there:

- ✓ Replace the existing wall jack (if it is not a duplex) with a duplex jack and wire as follows: Make the top jack line 1 using the red/green screws and the appropriate wires that were terminated to the old jack. Take the secondary conductors (see Table 2 and Figures 5 and 6) and wire them to the red/green screws of the lower jack and to the second line at the NID. This will give you access to both lines, one on each jack.

If you have an existing jack, with four or more conductors, but need a new jack in a location nearby, and you want both lines to work there:

- ✓ Extend the existing wire to the new jack location, install jack, and terminate same as above.

If you have an existing jack and you only want the second line in that location:

- ✓ First determine if existing wire is a loop run or a home run:
    - If it is a home run, isolate the wire at the NID and connect it to the second line terminals at the NID. Follow Table 1 for wire termination.
    - If the jack is looped, use a secondary pair of wires. Terminate at the NID and use the red/green screw terminals on the jack (see Table 2 for wire combinations).
- Note: You may have to cut the pair through at all other jack locations.

If all else fails, you might consider having your telephone company or an electrician complete the wiring for you. Many times the phone company will discount jack work with the installation of a line, so ask their representatives when ordering the line. **NV**

Sean Troutner is a Customer Zone Technician with Verizon in Illinois. His telephone experience includes business systems, data wiring, voicemail, outside plant, and fiber. You can email Sean at [troutner@shawneelink.net](mailto:troutner@shawneelink.net)

## ELECTRONIC COMPONENTS



**MOUSER ELECTRONICS**

A **ti** COMPANY

[sales@mouser.com](mailto:sales@mouser.com)

(800) 346-6873 • 817-483-6828

FAX: 817-483-6899

Circle #113 on the Reader Service Card.



The RF Connection  
213 North Frederick Ave.  
Suite 11NV  
Gaithersburg, MD USA  
20877

<http://www.therfc.com/>

Complete Selection of MIL-Spec Coax, RF Connectors and Relays

UG-21B/U N Male for RG-213/214 .....\$5.00  
UG-21D/U N Male for RG-213/214 .....\$3.25

N Connectors for 9913/Flexi4XL/9096

UG-21B/9913 .....\$6.00 Pins Only .....\$1.50  
UG-21D/9913 .....\$4.00 Extra Gasket ..... .75

Amphenol 83-1SP-1050 PL-259 .....\$0.90  
UG-176/U Reducer RG-59/8X .25 or 5/1.00  
UG-175/U Reducer RG-58/58A .25 or 5/1.00  
Silver Teflon PL-259/Gold Pin .....\$1.00 or 10/\$9.00

MIL-Spec Coax Available (Teflon, PVC IIA)

New Product: Belden 9913F. 9913 with High Density PE Foam dielectric, stranded center cond. and Duobond III Jacket ..... .80ft or \$76.00/100ft

Also New: 9092, RG8X with Type II Jacket Intro Price .....\$23.00/100ft

Call for Specials of the Month

Full Line of Audio Connectors for Icom, Kenwood, and Yaesu

8 Pin Mike Female .....\$2.50  
8 Pin Mike Male Panel .....\$2.50  
13 Pin DIN for Kenwood .....\$2.75  
8 Pin DIN for Icom .....\$1.00  
8 Pin DIN for Kenwood .....\$1.50

Prices Do Not Include Shipping

Orders 800/783-2666

Info 301/840-5477

FAX 301/869-3680

Circle #115 on the Reader Service Card





**BEST PRICING** on 18" satellite TV systems for home and RV. DISH Network DirectTV, multi-room viewing options, accessories, more. [www.skyvision.com](http://www.skyvision.com) Call 1-800-543-3025.

**CARL'S ELECTRONICS.** Over 200 electronic plans and kits, including the latest in spy and surveillance gadgets. Visit us at [www.electronickits.com](http://www.electronickits.com)

**WANTED: MILITARY** capacitors, resistors, transistors, diodes, ICs, semi's, etc. Please fax/E-Mail excess lists & RFQs 818-769-1002 fax 818-769-1084. [electmatind@earthlink.net](mailto:electmatind@earthlink.net) & <http://www.militarycomponents.com>

## MILITARY SURPLUS ELECTRONICS

**WANTED: MILITARY** capacitors, resistors, transistors, diodes, ICs, semi's, etc. Please fax/E-Mail excess lists & RFQs 818-769-1002 fax 818-769-1084. [electmatind@earthlink.net](mailto:electmatind@earthlink.net) & <http://www.militarycomponents.com>

**DOSIMETERS/RADIATION DETECTING KITS.** New Canadian military surplus, now illegal to import due to recent change in Arms Control laws. Ten dosimeters, two chargers, two radiation meters w/carrying cases. Single D cell powers chargers and meters. Survival, nuclear war, nuclear power plants. \$125 shipped US. Credit cards, checks. Dealers/quantities welcome. Steve 410-879-4035 or [Steve@swssec.com](mailto:Steve@swssec.com)

## AUDIO — VIDEO — LASERS

**CASH PAID** for pro video gear, cameras, VCRs, switchers, etc. Advanced Media 702-874-1911.



**ANTIQUE VIDEO TRANSFER SERVICE:** transfer any 2" QUADRUPLIX tape. Affordable fast! Phone/fax 415-821-7500 or 415-821-3359. 5001 Diamond Heights Blvd., San Francisco, CA 94131-1621.

**BARCODE LASER** scanner \$20. 3MV HeNe laser \$25. HeNe new in box \$20. 10-15MV HeNe high output laser/110V supply. \$125. P&H \$4. Christensen, 9257 3rd St. NE, Blaine, MN 55434.



**PC MONITOR AS SECURITY MONITOR.** The VGA-801 accepts standard NTSC or PAL inputs for display on any existing VGA/SVGA computer monitor. Small compact size. Over 600 lines of resolution, twice that of standard TV monitor! **\$69 each.** Dealers welcome. Matco, Inc., Schaumburg, IL, 1-800-719-9605, [sales@matco.com](mailto:sales@matco.com) or visit/order on-line at [www.matco.com](http://www.matco.com)

**AUDIO & video equipment** bought, sold & consigned. Microphones, limiters, consoles, amplifiers, analog & digital recorders, editing decks, tubes, old radios, test equipment, components, projection lamps, and much more! Please call Tom @ 856-222-0636, fax to 856-222-0638 or visit [www.bibbtek.com](http://www.bibbtek.com) Credit cards accepted.

**SYNC-A-LINK UNIVERSAL video sync generators.** Phone 918-479-6451, Email: [rlc@sstelco.com](mailto:rlc@sstelco.com) **Sync-A-Link, PO Box 4, Locust Grove, OK 74352.**



**STEREOSCOPIC VR** is a stereo multiplexer that creates 3D stereoscopic video from two genlock cameras. Stereoscopic VR comes with LCS glasses and driver. 90 day warranty \$247 or write to **Sync-A-Link, PO Box 4, Locust Grove, OK 74352.** Phone 918-479-6451, Email: [rlc@sstelco.com](mailto:rlc@sstelco.com)

## CABLE TV

**CABLE CONVERTERS.** Original equipment with remote. Like new. Lowest prices. Guaranteed, ready to go. Limited models. Call for flyer 412-833-0773.

**RAW UNMODIFIED CONVERTERS.** Thousands in stock. Any and all models available. No minimum to buy. No order too big, no order too small. FORGET THE HYPE, \$ ABSOLUTE LOWEST PRICES \$. Call today 412-798-1644.

**WHOLESALE CABLE TV box & accessories.** Brand new unmodified Jerrold, Scientific Atlanta, Pioneer, etc. Please call 1-888-561-4796 10-6pm.

**CABLE PARTS** for all makes and models, raw boxes at low prices. Call 1-888-817-8100. No NY sales. [www.chipplace.com](http://www.chipplace.com)

**VIEWMASTER 4000 converter, 860MHz, 125 channels, volume control, STD/HRC/IRC.** Brand new 10 lot \$49. Call for other accessories and qty. discounts. 877-885-8873.

## Tired of Expensive Inkjet Cartridges ?

# Save 90% on Inkjet Inks !

Printer (Call for Others Not Listed!)	# of Refills		Cost/Refill		Kit Price	
	Black	Color	Black	Color	Black	Color
HP 500 Series, 400, Officejet 300, 350, Fax	7	14	4.71	2.85	32.95	39.95
HP 600 Series, Officejet 500, 570, 600	7	14	4.71	3.21	32.95	44.95
HP 820C, 855C, 870C, 1000C, 1150C, Copier 120, 210	6	12	6.67	3.33	39.95	39.95
HP 720C, 722C, 712C, 880C, 890C, 895C 1120C, 1170C	6	12	6.67	3.75	39.95	44.95
HP 900c Series, P1000 Series, Officejet G55, G85, G95	6	12	6.67	3.75	39.95	44.95
HP 2000C Pro Color Printer, 2200, 2500	7	6	5.71	6.67	39.95	39.95
Canon BJ-10, 200, 210, 240, 250 Apple SWriter 1200, 1500	14	20	2.15	2.00	29.95	39.95
Canon BJC-4000 Series, C2500, C3000, C3500, C5000	60	60	0.50	0.67	29.95	39.95
Canon BJC-6000, 3000, 3010, S400, S450	14	8	2.85	1.67	39.95	39.95
Epson Stylus Color 500, 200	20	17	1.50	2.35	29.95	39.95
Epson Stylus Color 400, 600, 800, 850, Photo	20	17	1.50	2.65	29.95	44.95
Epson Stylus Color 440, 640, 660, 670, 740, 760, 860	20	17	1.50	2.65	29.95	44.95
Lexmark JP 1000, 1020, 1100, ExecJet II, IIC, Medley 4C	10	17	3.00	2.35	29.95	39.95
Lexmark 3200, 5700, Z11, Z12, Z31, Z32, Z42, Z51, Z52	15	17	2.67	2.35	39.95	39.95
Compaq IJ300, IJ600, IJ700, IJ900, Xerox XJ8C	15	17	2.67	2.35	39.95	39.95
Xerox Home Center 450C, XJ6C Inkjet	22	12	1.36	3.33	29.95	39.95

## SAVE 30 - 50% on New Compatible Cartridges New Quantity Cartridge Pricing!

Printer (CALL FOR OTHERS NOT LISTED !!)	BLACK Cartridge Qty 1 / 3 / 6+	COLOR Cartridge Qty 1 / 3 / 6+
Canon BJC-4000/5000/2000 Series, C2500, C3000	\$4.95 / 4.21 / 4.06	\$11.95 / 10.16 / 9.80
C3500, C5000, C5500 Apple StyleWriter 2400, 2500	\$4.95 / 4.21 / 4.06	\$11.95 / 10.16 / 9.80
Canon BJC-70, BJC-80 (3 pack Black / 3 pack Color)	\$9.95 / 8.46 / 8.16	\$14.95 / 12.71 / 12.26
Epson Stylus Color, Color Pro, Pro XL	\$10.50 / 8.93 / 8.61	\$14.95 / 12.71 / 12.26
Epson Stylus Color II, IIs, 200	\$10.95 / 9.31 / 8.98	\$14.95 / 12.71 / 12.26
Epson Stylus Color 400, 500, 600, 800, 850, 1520, Photo	\$10.95 / 9.31 / 8.98	\$14.95 / 12.71 / 12.26
Epson Stylus Color 440, 640, 660, 670, 740, 760, 860, 1160	\$10.95 / 9.31 / 8.98	\$14.95 / 12.71 / 12.26
Epson Stylus Color Photo 750, 900, 980, 1200	\$10.95 / 9.31 / 8.98	\$15.95 / 13.56 / 13.08
Epson Stylus Color 480, 580, 880	\$10.95 / 9.31 / 8.98	\$14.95 / 12.71 / 12.26
Epson Stylus Color 777, 870, 1270	No Compatibles	Presently Available

- BULK Inks, Refill Accessories
- Glossy & Coated Photo Papers
- WE BUY EMPTY HP & LEXMARK CARTRIDGES !!

**Inkjet Southwest**



## Quality Inks for:

HP • Epson • Lexmark  
Canon • Apple • Xerox

**Call or see us online!**

Monday - Friday  
7:30 - 4:30 PST 10:30 - 7:30 EST

[www.inkjetsw.com](http://www.inkjetsw.com)

(480) 668-1069 Fax

**1-800-447-3469**

(480) 668-0959



**CABLE PARTS!** Computer parts. Call for great prices or visit us on the Web: <http://WWW.CB-Electronics.com> or call 1-800-436-8630.

**UNMODIFIED CATV** converters. Original equipment & 125 ch. converters. Repairs and upgrade. Low price guaranteed. Call 1-888-959-5589.



**QUAD VIDEO CABLE MODULATOR.** CVS-600 inserts 4 color or black & white composite video signals on unused cable channels, 81 thru 95. Watch 4 remote security cameras from any TV in your home! Built-in signal amplifier and comb filter eliminates any ghosting and actually **IMPROVES** existing video! Only one unit needed with existing cable system. \$199/each and \$169/each in qty. of 4. Matco, Inc., Schaumburg, IL, 1-800-719-9605, [sales@matco.com](mailto:sales@matco.com) or visit/order on-line at [www.matco.com](http://www.matco.com)

**CATV CONVERTERS WHOLESALE ONLY.** Coolbox 125V, Milleniums 3, Panasonic 175D, Boss, Avenger 2, Elite. **For best dealer pricing.** call: 702-860-7991.

**CABLE PARTS & EVERYTHING.** Parts & accessories. Best prices & quantity discounts. **WE DON'T SELL BOXES.** 1-800-MODULE-0.

**WANTED: TEKNIKA** 6510 cable converter boxes. 707-928-5528. [lorrendaro@webtv.net](mailto:lorrendaro@webtv.net)

**RCA 198 CHANNEL CABLE CONVERTER NEW TO THE MARKET.** This analog converter has a built-in decoder loop. It comes with a 3 in one universal remote, volume control, TV control and VCR control from the same remote. \$85 each. 828-681-0245 or [WWW.CHIGEOR.AOL.COM](http://WWW.CHIGEOR.AOL.COM)

## TELEPHONE/FAX

**BIZFON.COM PHONE** system that is truly plug & play. Auto attendant and voice mail built in. Best deals at 732-840-1390 or [hes@heselectronics.com](mailto:hes@heselectronics.com)

## COMPONENTS

**WANTED: MILITARY** capacitors, resistors, transistors, diodes, ICs, semi's, etc. Please fax/E-Mail excess lists & RFQs 818-769-1002 fax 818-769-1084. [electmatind@earthlink.net](mailto:electmatind@earthlink.net) & <http://www.militarycomponents.com>

**WANT TO Buy:** ICs, military & aircraft relays, diodes, transistors, connectors, tantalum capacitors, electronic test equipment & most components. Hoffs Electronic Ent., E-Mail: [Hoffel165@aol.com](mailto:Hoffel165@aol.com) 818-718-1165, FAX 818-341-5506.

**CASH PAID FOR ICs.** Military or commercial integrated circuits, transistors, diodes, any semiconductors. **ELECTRONIC SURPLUS, INC.,** 5363 Broadway, Cleveland, OH 44127. 216-441-8500 or fax 216-441-8503, since 1946. [www.electronicsurplus.com](http://www.electronicsurplus.com)

**RF TRANSISTORS, TUBES, TEFLON WIRE, SILVER MICA CAPS.** 2SC2290, 2SC2879, SD1446, MRF455, MRF454, 2SC1969, 2SC2166, 2SB754, TA7222AP, 2SC1947, TA7222AP, MRF247, MRF317, SAV7, etc., 3-500ZG \$102 Procom, 4CX250B, 572B, 3CX400A/78874, 3CX3000A7, 4CX400A, teflon wire specials 1,000 ft. 16 gauge .15 cents ft., 1,200 ft. 18 gauge .14 cents ft., silver mica caps, resistors, see our catalog for other products. Westgate 1-800-213-4563.

**SEE OUR** ad on 4-channel 2.4GHz wireless systems in the AdMart section on page 70. Matco, Inc.

**MATCO WILL design, engineer,** and develop a 2.4GHz wireless 8 channel solution for your remote applications. FCC approved. Matco, Inc., Schaumburg, IL 1-800-719-9605. E-Mail: [nsales@mat-co.com](mailto:nsales@mat-co.com) Web site [www.mat-co.com](http://www.mat-co.com)




**AMAZING! 35¢ TOGGLE SWITCHES.** Brand new. Rated 6Amp/125V. Hardware included. 1/4" panel hole. SPDT or DPDT, on-on or on-off-on. Minimum 100cps./package. Visa or MC, no COD. Gateway Products Corporation, 1-800-830-9195.

**UV LEDs,** new, \$30 each, have 3 wide-beam and 5 narrow-beam. Bill 612-980-6503 or [deltalight@eschelon.com](mailto:deltalight@eschelon.com)

## MICROCONTROLLERS

**WANTED: MILITARY** capacitors, resistors, transistors, diodes, ICs, semi's, etc. Please fax/E-Mail excess lists & RFQs 818-769-1002 fax 818-769-1084. [electmatind@earthlink.net](mailto:electmatind@earthlink.net) & <http://www.militarycomponents.com>

**ATMEL 89CXXX** programmer, IBM parallel port, C++ source code, schematics, \$250 + S/H. <http://members.aol.com/HawaiianComputer>



**PIC & ATMEL PROGRAMMERS** from \$15.95 and \$29.95! Visit [www.electronics123.com](http://www.electronics123.com) for complete details. Amazon Electronics, Inc. Toll free 1-888-549-3749.

**CARL'S ELECTRONICS.** Over 200 electronic plans and kits, including the latest in spy and surveillance gadgets. Visit us at [www.electronickits.com](http://www.electronickits.com)

VISIT US ON THE WEB AT:  
<http://www.candhsales.com>  
email: [candhsales@earthlink.net](mailto:candhsales@earthlink.net)

**C and H SALES COMPANY**  
2176 E. Colorado Blvd. • Pasadena, CA 91107

**TOLL FREE:**  
**1-800-325-9465**

....  
**FREE**  
**148 PAGE**  
**CATALOG!**  
....


C & H SALES COMPANY HAS BEEN IN BUSINESS FOR OVER FIFTY YEARS.  
WE'RE THE BEST SOURCE FOR GREAT BUYS ON ITEMS LIKE THESE - AND MORE!

### ELECTRONIC COUNTER

HEWLETT PACKARD, Model 5328A. Universal counter. Usable to 100 MHz, 100 ns single shot resolution. Has frequency, period, period average, ratio, totalize, scale functions. Two input channels provide individual slope, polarity and level settings. Has 9 digit LED readout. Input power 100-240 VAC 48-66 Hz 100 VA max. Dimensions: 17" wide x 17-1/4" deep x 3-1/2" high.

Stock #TE9808

\$250.00



### SOLA CONSTANT VOLTAGE TRANSFORMER

SOLA ELECTRIC, #93-13-150. Harmonically neutralized constant voltage transformer. Rated at 500 watts. Input voltage 95 to 130 VAC 60 Hz. Output voltage 120 VAC. This unit is designed for rack or bench mounting. The meters on the front panel indicate output current and input/output voltage. A toggle switch is provided for selection of input or output voltage. The input voltage is connected at the rear of the unit via a covered electrical panel. Two standard 3-wire grounded electrical outputs are supplied on the front and rear panels. Dimensions: 19" wide x 14-1/4" high x 10-1/4" deep. Weight 59 lbs.

Stock #STR9900

\$225.00

### MILLIOMETER

HEWLETT PACKARD, Model 4328A. Universal counter. Usable to 100 MHz, 100 ns single shot resolution. Has frequency, period, period average, ratio, totalize, scale functions. Two input channels provide individual slope, polarity and level settings. Has 9 digit LED readout. Input power 100-240 VAC 48-66 Hz 100 VA max. Dimensions: 17" wide x 17-1/4" deep x 3-1/2" high.

Stock #TE9812

\$200.00

### PRECISION LINEAR WAY BEARING

This assembly consists of a linear ball bearing track rail and two ball bearing slider elements. 280mm long with 14 countersunk holes for rail mounting. Stainless steel.

Stock #BR2002

\$57.50

### DIAPHRAGM PUMP

THOMAS INDUSTRIES  
Single diaphragm oil-less pump. Motor rated 115 VAC 60 Hz. Pump output is 0.69 cfm free air. Max. continuous operating pressure 20 psi.

Stock #PC9904

\$49.50

☒ Master Charge ☒ Visa ☒ American Express ☒ Discover

Call us first if you have surplus inventories of electronic, optical, or mechanical items for disposal

**WE BUY & SELL!**

Circle #39 on the Reader Service Card.

## Miniature Transmitters and Receivers

### 2 Button / 3 Channel Transmitter



RF300T

1....\$22.95  
5....\$19.95 ea  
10....\$16.95 ea

RF300XT

1....\$25.95  
5....\$22.95 ea  
10....\$19.95 ea

- 300' (XT), 150' (T) Range
- Frequency: 318 MHz
- 59,049 Settable Security Codes
- 12 Volt Battery and Keychain Included
- Current Draw: 4.8 ma
- Fully Assembled in Case
- Dimensions: 1.25" x 2.0" x .5"
- Push both buttons for the 3rd Channel
- Slide Button Cover Included

- Alarm Systems
- Garage / Gate Openers
- Lighting Control

- Magic Props
- Medical Alert
- Monitoring Systems

- Industrial Controls
- Surveillance Control
- Motor Control

### 4 Button / 15 Channel Transmitter



RF304XT

1....\$27.95  
5....\$24.95 ea  
10....\$21.95 ea

- 250' Range
- Frequency: 318 MHz
- 6,561 Settable Security Codes
- 12 Volt Battery and Keychain Included
- Current Draw: 4.6 ma
- Fully Assembled in Case
- Dimensions: 1.35" x 2.25" x .5"
- Push combination of buttons to achieve up to 15 channels

### 2-4 Data / 3-15 Channel Receivers



RF300RL  
RF300RM

1....\$27.95  
5....\$24.95 ea  
10....\$22.95 ea

RF304RL  
RF304RM

1....\$29.95  
5....\$26.95 ea  
10....\$23.95 ea

- Compatible with 300/4 Transmitters
- 11-24 volts DC Operating Voltage
- 13 ma. Current Draw
- Latching (L) or Momentary (M) Output
- Kits Available (subtract \$5.00 ea.)
- Dimensions: 1.25" x 3.75" x .5"
- 2 (300) / 4 (304) Output Data Lines
- Binary to Dec / Hex Converter can achieve up to 15 channels

- Schematics Available
- Receiver Board Layout Available
- Custom Design Consulting Available

**Visitect Inc.**

(510) 651-1425 Fax: (510) 651-8454  
P.O. Box 14156, Fremont, CA 94539

Email: [Support@Visitect.Com](mailto:Support@Visitect.Com)  
Visa / Mastercard, COD

Circle #38 on the Reader Service Card.

Nuts & Volts Magazine/MARCH 2001 57





## REFILL INKS FOR INKJET PRINTERS

Refill your old cartridge and save. All refill kits come with instructions and needed materials for refilling inkjet cartridges. Success guaranteed. Available for the following:

**CANON BC-01**, BC-02 CANON BJ10e, APPLE STYLEWRITER, BJ-200 Single, Black, \$8.00. **CANON BJC-600** (BC-201) 9 refills Black \$19.00 3 refills each color \$24.00. **CANON BJC-6000** (BC1-3B) 5 refills black \$19.00 3 refills each color \$24.00. **CANON BJ-130/300/330 & IBM Exec Jet** (Cart #BJL481 & BJL442) Black - 3-bottle kit \$22.00. **CANON BJC-210/240** (BC-05 Cart) 3-color kit (3 refills each color for BC-05) \$24.00. **CANON BJC-**

**4000** and Apple Stylewriter 2400 Black 3-bottle kit (3 refills BC-20, 9 refills BC1-11 black, 10 refills BC1-10) \$19.00. **CANON BJC-4000/BJC70** and Apple Stylewriter 2400 Tri-color kit - 6 refills each color for BC1-21 or 15 refills each color for BC1-11 \$24.00. **CANON BJC-800/820/880** 3-bottle kit (for BJL-643B) \$19.00. **CANON BJC-800/820/880** 3-bottle tri-color kit (Cart #BJL-643CMY) \$24.00. **EPSON STYLUS COLOR PRINTER** - (Cart S020034) Single Triple black \$19.00; Tri-color kit (Cart S020036) 2 refills each color \$24.00. **EPSON STYLUS COLOR II** - (S020047) Triple Black \$19.00 (S020049). Tri-color (2 refills each color) \$24.00. **EPSON STYLUS COLOR 400, 500, & 600** (S020093) Triple black (7 refills total) \$19.00. **EPSON STYLUS COLOR 200, 500** (S020097) Tri-color 3 refills each color \$24.00. **EPSON STYLUS COLOR 400, 600, 800, 1520** Tri-color (S020089) 3 refills each color \$24.00. **EPSON STYLUS 800/1000** (S020025) 3-refill kit, black, \$19.00. **EPSON STYLUS COLOR 440 AND 640** Black refill kit. (S020187) 4 refills plus free vacuum bottle \$19.00. **EPSON STYLUS COLOR 440, 640, AND 740** (S020191) Color refill kit. 4 refills of each color \$24.00. **HP DESKJET 500/550/560** (S1608A, S1633A, S1626A) Black single refills \$8.00. **HP DESKJET 500/550/560**. Black 3-bottle kit \$19.00. **HP DESKJET 500C/550C/560C**. Tri-color kit (5 refills each color) \$24.00. **HP DESKJET 1200C, DESIGNJET 650** (Cart #HP S1640B) Black Three pack (3 refills) \$19.00. **HP DESKJET 1200C/1600C, DESIGNJET 650** (Cart #HP S1640 C,M,Y). Tri-color kit (one refill each color) \$24.00. **HP DESKJET 600/660** (HP S1629A) Black three pack \$19.00. **HP DESKJET 600C/660C**. (HP S1649A) Tri-color (5 refills each color) \$24.00. **HP DESKJET 855C/1600C** (HP S1645A) Black three pack \$19.00. **HP DESKJET 855C** (HP S1641A) Tri-color kit (2 refills each color) \$24.00. **HP PAINTJET and PAINTJET XL** (S1606A) Black 3-bottle kit \$19.00. **HP PAINTJET and PAINTJET XL** (S1606C) Tri-color kit \$24.00. **HP PAINTJET XL300** (C1645A & C1656A) Black 3-refill kit \$19.00. **HP PAINTJET XL300** Tri-color kit (1 refill each color) \$24.00. **HP THINKJET, QUIETJET, KODAK DICONIX 150** (S1604A or 92261A) black 5 refills \$9.00. **IBM/Lexmark/ExecJet/4076** (S180620) black 3-refill kit \$19.00. **IBM/Lexmark ExecJet IIC, WinWriter 150 C** (Cart #1380619) 4 refills each color \$24.00. **Lexmark 3200, 5000, 5700, 7000, 7200, Optra 45 and Z51** (12A1970) 3 refills Black \$19.00. **Lexmark 3200, 6000, 5700, 7000, Optra 45 and Z51** (12A1980) 4 refills each color \$24.00. **SNAP AND FILL SYSTEM** - Permits refilling HP 51626A (black for HP 500-series) and HP 51629A (black for HP 600-series) cartridges without making a hole in the cartridge. Consists of special cartridge holder, syringe, plastic tubing, and directions. **STARTER KIT** - with ink for 3 refills \$28.00. **EXTRA INK FOR SNAP & FILL SYSTEM** (black only) 4-oz. bottle \$18.00; 8-oz. bottle \$34.00. Specify whether for HP 51626A or HP 51629A.

## HARD-TO-GET PRINTER RIBBONS

Gorilla Banana, Commodore 1525 \$8.00; Adam Coleco \$12.00; TI-850/855 \$6.00; Centronics 700 Zip Pack \$5.00; C. Itoh Prowriter Jr., Riteman C+/F \$6.00; Riteman Infomrunner \$8.00; Commodore MPS-801 \$5.00; MPS 803 \$5.00; Decurrite LA30/36 \$4.00; Apple Scribe \$4.00; Mannisman Tally Spirit 80, Commodore 1526 \$5.00; Epson JX-80 4-Color \$14.00. Printonix P-1013 \$11.00; Star SJ144 color 3-pack \$29.00. ALSO HEAT & TRANSFER RIBBONS AND PAPER FOR PRINTING T-SHIRTS.

Over 300 different ribbons in stock. All ribbons new, not re-inked. Fully guaranteed. Order directly or send SASE for complete list.

Add \$4 per order shipping. CA residents add 7.75% sales tax. On ribbon orders over \$50 deduct 10%.

## H.T. ORR Computer Supplies

249 Juanita Way, Placentia, CA 92870-2216

714-528-9822 • 800-377-2023 • FAX 714-993-6216

e-mail: Htorr@aol.com

http://members.home.net/htorr/index.htm


Circle #40 on the Reader Service Card.



**PROGRAM PICs in BASIC.** Complete package to get started includes: PicBasic compiler, EPIC programmer, cable, batteries, PIC16F84. \$159.95. [www.elproducts.com](http://www.elproducts.com)

## ANTIQUE ELECTRONICS

**WANTED: FOR** historical museum, pre-1980 microcomputers, magazines, and sales literature. Floyd, VA 24091-0341 (540-763-3311/540-382-2935).



**ALWAYS WANTED** Western Electric theatre amps, speakers, horns, drivers, and tubes. Also seeking vintage tube equip. by Marantz, McIntosh, and Tannoy. Chong Ong, 10223 Valentino Dr., #7304, Oakton, VA 22124. Tel: 703-255-3218, Fax: 703-255-3718. E-Mail: ongtk88@erols.com

**WANTED: MILITARY** capacitors, resistors, transistors, diodes, ICs, semi's, etc. Please fax/E-Mail excess lists & RFQs 818-769-1002 fax 818-769-1084. [electmatind@earthlink.net](mailto:electmatind@earthlink.net) & <http://www.militarycomponents.com>

**DEC EQUIPMENT WANTED!!!** We are buying DEC systems, boards, terminals, drives and peripherals. Also Scientific Micro Systems (SMS), CMD, Datability, Dialog, DSD, EMULEX, other DEC compatibles. Please contact us for a quote or fax/email your equipment list. We buy, sell, and trade. **KEYWAYS, INC.**, 937-847-2300 or fax 937-847-2350 or email [buyer@keyways.com](mailto:buyer@keyways.com)

Subscribe to Nuts & Volts at [www.nutsvolts.com](http://www.nutsvolts.com)

## AVIATION ELECTRONICS

**WANTED: MILITARY** capacitors, resistors, transistors, diodes, ICs, semi's, etc. Please fax/E-Mail excess lists & RFQs 818-769-1002 fax 818-769-1084. [electmatind@earthlink.net](mailto:electmatind@earthlink.net) & <http://www.militarycomponents.com>

## PUBLICATIONS

**WANTED: MILITARY** capacitors, resistors, transistors, diodes, ICs, semi's, etc. Please fax/E-Mail excess lists & RFQs 818-769-1002 fax 818-769-1084. [electmatind@earthlink.net](mailto:electmatind@earthlink.net) & <http://www.militarycomponents.com>

**BASIC STAMP 2** users: "Inside the BASIC Stamp II" tells how the PBASIC interpreter works, how code is stored in EEPROM, how to optimize code for space and speed. 160 pages, 50 illustrations, many examples. See <http://members.aol.com/stamp2book> Send \$29.95 check or money order (US funds) to Brian Forbes, PMB 326, 19672 Stevens Creek Boulevard, Cupertino, CA 95014-2465.

**HI-TECH SURVIVAL:** 150+ books, software, special projects: electronics, computers, internet, phones, security. **CONSUMER ELECTRONICS**, PO Box 23097, Albuquerque, NM 87192, 505-321-1034. [www.tsc-global.com](http://www.tsc-global.com)



**BIG PROFITS — Rent** antenna sites to paging, cellular, & PCS providers. Over 100K sites needed. **Book** shows you how to build, market, & operate an antenna site. 325 pages. \$25pp. MC/Visa. <http://Antennasites@hypermart.net> or 1-877-877-0040.

## ROBOTICS

**ROBOT BOOKS.COM** visit our web site for reviews of robotics books, plus robot kits, toys, movies, and magazines! [www.robotbooks.com](http://www.robotbooks.com)

**EASY RC.** Preprogrammed PIC accepts standard RC pulses and sends control signals to motor controller for direction and proportional speed control. Single channel or dual channel with mixing available. Info: 570-735-5053. <http://divelec.tripod.com> email: [carlk3jml@bigfoot.com](mailto:carlk3jml@bigfoot.com)



**MOTOR CONTROLLERS, PWM, 12V, 24V, 35A,** many features from \$40 plus S&H. Info: 570-735-5053. Details: <http://divelec.tripod.com> Toll free orders (only) 1-888-314-6998.

**ROBOTS WANTED:** Dead or alive, whole or parts. Marvin (Iowa Precision), Gemini, RoPet, Hubot, RB5X, Newton SynPet, ComroT, ELAMI, ITSABOX, HeathKit (HERO Jr, I, 2000, or Arm Trainer), AndroBot (TOPO, BOB, Fred, and Andromed), Rhino, Maxx Steele, Omnibots, etc. Also looking for robot prototypes, options, and literature, will pay cash. Please E-Mail [rdroer@bizserve.com](mailto:rdroer@bizserve.com) Call 810-777-1313 or write to: Robert Doerr, 26308 Cubberness, St. Clair Shores, MI 48081.

**SUN Equipment Corporation**  
One Year Warranty, 15 Days Money Back Guarantee,  
School Purchase Order, Money Order, Bids accepted  
3121-A Glen Royal Road, Raleigh, NC 27617

Visit [www.sunequipco.com](http://www.sunequipco.com) For More Product Information  
AE/MASTER/VISA/DISCOVER Accepted. Order Please Call: 1-800-870-1955  
Email: [sunequipco@ipass.net](mailto:sunequipco@ipass.net) 24-Hr-Fax: 1-919-870-5720  
Sales Representatives, Distributors, OEM Welcome

**DC Power Supply**

PS-303/PS-305 \$159.00 (\$219.95) 0-30V, 0-3A(5A), short circuit/overload protection  
PS-303SD/PS-305SD \$314.95 (\$399.95) 30V/3A(5A), dual tracking; 8110 \$289.95 60V/3A  
8112 \$399.95 0-60V, 0-5A; 8108 (\$109) \$549.95 (\$699.95) 0-60V, 0-3A(5A), low ripple, two independent tracking  
8102 (\$103) \$399.95 (\$489.95) triple outlets, 0-30V/0-3A(5A) x2, fixed 5V/3A, independent tracking operation, constant current/voltage (CC/CV), Slave/Master, Serial/Parallel connection.  
PS-1610S (\$107) \$289.00 (\$399.95) 0-16V(0-30V), 0-10A  
PS-2243 (\$245) \$139.00 (\$159.00) 0-12V(0-24V), 0-3A(0-5A)  
8200 (\$201) \$179.95 (\$239.95) 0-30V(digital meter), 0-3A(0-5A)  
8210 (\$211) \$119.95 (\$239.95) both digital meters, 0-30V, 3A(5A)  
8202 (\$823) \$499.95 (\$549.95) digital display, triple outlets, dual 0-30V, 0-3A(0-5A) & a fixed 5V/3A; independent tracking, (CC/CV)

**Digital Multimeters**

DMM-1220 \$44.95 3 1/2 digits AD/DC 10 ranges with 10A fuse protection; diode, hFE, continuity, data hold, battery test, resistance, frequency, test leads and holster included.  
DMM-1230 \$54.95 DMM-1220 features + Capacitance, without battery test.  
DMM-1240 \$64.95 DMM-1220 features + capacitance, logic test.  
DMM-1250 \$84.95 DMM-1240 features + temperature t, K-type sensor probe included.  
DMM-15810 \$14.95 Mini size, DCV/ACV/DCA/Ohm/continuity; transistor/diode test; test leads included; 100x50x23 mm, 60 g

**LCR Meters**

LCR-01131 \$219.95 9999 counts LCR Display Auto Power off; Relative Mode; Self Calibration Dynamic Recording (Max/Min/Avg) 0.7% basic accuracy; Test Freq. 1KHz/10Hz; Inductance: 1mH-1000mH; Capacitance: 1000pF-10mF; Resistance: 10 Ohm-10MOhm.  
LCR-01130 \$134.95 2000 counts; 0.5% Basic Accuracy; Inductance: 200uH-200H; Resistance: 20 Ohm-20MOhm; Capacitance: 200pF-2000mF.  
**Capacitance Meter** DCM-01128 \$114.95 1% Basic Accu. Auto Power Off, Tolerance Mode, Autorange, 500pF-50mF.

**Grid Dip Meter**

DM-4061 \$119.95 1.5-250MHz; 6 bands 6 plug-in coils; 2 transistors & one diode  
Modulation= 2KHz Sinewave; Crystal Oscillator 1-15MHz;  
Wave absorption meter; 9VDC battery

**Function Generator**

FG-2100A \$169.95 0.2Hz-2MHz in 7 ranges; Sine/Square/Triangle/Pulse/Ramp; Output: 5mVpp-20Vpp; 1% distortion; F/C; 0-10V control freq. to 1000:1  
FG-2102AD \$229.95 generates signals same as FG-2100; 4-digit counter display; TTL & CMOS outputs, 30ppm+1 count accuracy  
FG-2020B \$159.00 0.5Hz-500KHz; Sine/Square/Triangle; (FG-2103) \$329.95 Digital sweep generator, 0.5Hz-5MHz in 7 ranges; Operating Mode: AM/Gated Burst/VCG; Frequency counter: int. 0.5 Hz-5 MHz, Ext. 5 Hz-10 MHz  
FG-9806 \$519.95 2Hz-6MHz; Attenuator: 0.1-20/40dB; Sine/Square/Triangle/Ramp/TTL/Pulse/DC waveforms; Freq. Accuracy: 0.01%; Distortion: <1%; Rise Time: 25ns  
FG-9813 \$769.95 Range 2Hz-13MHz; Spec. refer to FG-9806

**Dual Trace Oscilloscopes**

20MHz OS-9820 \$298.95, OS-9820FG \$429.95 +Function Generator, OS-9822 \$359.95 +Delayed Sweep  
25MHz OS-22250 \$319.95, OS-22251 \$429.95 +Delayed Sweep  
OS-22257 \$519.95 +Delayed sweep +DMM  
OS-22400 \$465.00, OS-22405 \$559.95 +Delayed Sweep  
50MHz OS-9853 \$769.95 +Delayed Sweep  
60MHz OS-22600 \$689.95, OS-22605 \$715.95 +Delayed Sweep  
OS-22608 OS-22608 \$845.00, OS-22605 +Cursor Readout  
100MHz OS-22100 \$845.00, OS-22100S \$890 -Delayed Sweep  
OS-98103 \$1258.00 -Cursor Readout +10 sets Memory+SMD Tech. Time Base Auto-range

**Signal Generators**

SG-4160B \$119.95 100KHz-150MHz up to 450MHz on 3rd harmonics; 6 ranges  
RF output: 100m Vrms to 35mV; Audio Output 1KHz, 1Vrms  
Modulation: Int.: 1KHz; Ext.: 50Hz-20KHz AM  
SG-4162AD \$224.95 with Frequency Counter 1Hz-150MHz, 5 digits for internal & external signals, Spec. see SG-4160B

**Freq. Counters**

FC-5250C \$119.95 10Hz-220MHz (HF) 10Hz-20MHz, (VHF) 10MHz-200MHz; Gate Time: 0.1 & 1 sec  
Max. Input: 10 Vp-p; Input Sensitivity: 35mV 10Hz-200MHz;  
7-digit LED display; Input Imped.: HF(VHF): 1MOhm/50 Ohm  
FC-5270 \$149.95 10Hz-1.2GHz, 8-digit LED display  
FC-5295 \$329.95 10Hz-1.3GHz, 10-digit LCD display  
FC-03120 (FC-03250) \$169.95 (\$189.95) Portable 0.25Hz-10MHz-1250MHz/10MHz-2500MHz; Accuracy: 1ppm+1d

**IC Programmers/Testers**

DIC-17001 \$209.95 Digital IC Tester (14-24 Pins)  
LIC-17002 \$579.95 Linear IC Tester (8-16 Pins)  
EDP-17003 \$249.95 EPROM Programmer  
ERE-17121A \$119.95 EPROM Eraser

**Soldering Iron Tools**

SS-31010 \$64.95 48W, 300-840°F  
SS-31020 \$69.95 48W, 300-790°F  
SS-31030C \$99.95 48W, 220-900°F (Ceramic)  
SP-25120C \$79.95 30-125W (Portable Butane Powered)  
SP-25100K \$69.95 30-100W (Portable Butane Powered)  
All sizes of replacement tips available, please refer to our website.

**Tool Kits**

TKC-45 \$29.95 45-pc Computer Tool Kit  
TKC-29 \$25.95 29-pc Electronic Tool Kit  
TKP-06 \$11.95 6-pc Pliers Set: Long, Bent, Needle, Flat, Diagonal Nose, and End Cutting.

**Tool Kits**

TKC-45 \$29.95 45-pc Computer Tool Kit  
TKC-29 \$25.95 29-pc Electronic Tool Kit  
TKP-06 \$11.95 6-pc Pliers Set: Long, Bent, Needle, Flat, Diagonal Nose, and End Cutting.



**ARobot KIT** from Arrick Robotics uses the BASIC Stamp II. Quality metal construction. Easy to assemble and very expandable. \$235. <http://www.robotics.com/robot>

**LARGE SCALE** fun. BOB, from Tekwild Robotics, is 12 platforms in one. Versatile, rugged, and extremely powerful. Visit our website for features and complete specs! \$379. 512-444-8611. [www.tekwild.com](http://www.tekwild.com)

**CARL'S ELECTRONICS.** Over 200 electronic plans and kits, including the latest in spy and surveillance gadgets. Visit us at [www.electronickits.com](http://www.electronickits.com)

## PLANS — KITS — SCHEMATICS

**CARL'S ELECTRONICS.** Over 200 electronic plans and kits, including the latest in spy and surveillance gadgets. Visit us at [www.electronickits.com](http://www.electronickits.com)

**VAN DE Graff** generator kit. Website [www.alecikit.com](http://www.alecikit.com) or SASE for more information. Battery powered model \$35 + \$5 S&H. Send check or money order to: American Laboratory Equipment, PO Box 592, Owensboro, KY 42302-0592.

**ALTERNATE ENERGY** wind turbine electric prototype electric vehicle runs on 6 wind turbine generators. Range highway per charge 150 miles, city 200 miles. Information \$3. Wendel L. Daniels, Engineering Specialist, 2417 South Laramie Ave., Cicero, IL 60804.

## MANUALS — SCHEMATICS WANTED

**VARIAC VARIABLE** transformer manuals from General Radio and other manufacturers. Call Frank @ 1-800-225-4876 or email: [esp@elect-spec.com](mailto:esp@elect-spec.com)

**GIANT DIRECTORY ONLINE:** Over 520 dealers in used test equipment, used semiconductor production equipment, surplus lasers, optics, vacuum equipment, etc. Test equipment manual dealers, too! No registration. No cookies. [www.big-list.com](http://www.big-list.com)

## MISCELLANEOUS ELECTRONICS FOR SALE



**ANAHEIM WIRE PRODUCTS. DISTRIBUTOR OF ELECTRICAL WIRE AND CABLE** since 1973. Items available from our stock: Hook up wire, Automotive primary wire, GXL, SXL, Plenum cable, Teflon wire, Multi-conductor cable, Irradiated PVC, SO-CORD, Mil-Spec wire, Building wire, Welding cable, Battery cable, Telephone wire, Shrink tubing, Cable ties, Connectors. Wire cut & strip to specs. If interested, please call **1-800-626-7540**, FAX: 714-563-8309. Visa/MC/Amex. SEE US ON THE INTERNET: <http://www.anaheimwire.com> OR E-Mail: [info@anaheimwire.com](mailto:info@anaheimwire.com)

**HARD-TO-find parts:** big screen screens, keypads, picture tubes, flybacks, tuners, CRT sockets, & modules for all TVs. Service manuals. 478-272-6561. Scarborough TV, 1422 Old River Road, East Dublin, GA 31027. [scarboroughstv@pcnow.net](mailto:scarboroughstv@pcnow.net)

**FREE FLYER** on DBS, cable TV, phones, credit cards, schematics, health items. Bill 1-800-879-9657.



**SOLAR-POWERED FAN HAT.** Baseball type hat with solar powered fan. Great for sports fans, golfers, etc. Available in red or blue. \$19 plus \$2.00 shipping. CA residents add 7.75% sales tax. Visa/MC/Disc/Amex OK. H.T. Orr Computer Supplies, 249 Juanita Way, Placentia, CA 92670. 714-528-9822, 1-800-377-2023, FAX 714-993-6216.

**HIGH QUALITY TOOLS AND STAINLESS STEEL HARDWARE.** European and American screwdrivers, nutdrivers, pliers, hexkeys, balldrivers, and more! Wiha, Bondhus, and Knipex. Stainless cap screws, machine screws, nuts, washers, U-bolts, and eyes. Free catalog. Robert Mink Import-Export, Box 6437V, Fair Haven, NJ 07704. Telephone or fax 732-758-8388. E-Mail: [w2tv@compuserve.com](mailto:w2tv@compuserve.com)

**FREDERICKS 1500A** receiver, 1500RA demodulator, 1500RB demodulator, manuals. \$200. Bill Hunt, Box 181, Grand Portage, MN 55605. [bhunt@norlink.net](mailto:bhunt@norlink.net)

**NUCLEAR ELECTRONICS** (NIM, CAMAC), PMTs, optics, high vacuum, and high voltage components and equipment. Guaranteed quality at reasonable cost. OE Technologies, Box 703, La Madera, NM 87539. Ph: 505-583-2482, Fax: 505-583-9190. E-Mail: [oetech@newmexico.com](mailto:oetech@newmexico.com) <http://www.oetech.com>

## MISCELLANEOUS ELECTRONICS WANTED

**WANTED: WESTERN** Electric, RCA, McIntosh, Marantz, JBL, EV, Altec, tubes, amplifiers, speakers, etc. Maury 713-728-4343, fax 713-723-1301.

# ALL ELECTRONICS CORPORATION

**Miniature DC Motor**

Mabuchi # FF-N20PN  
Miniature 1.5 to 3 Volt DC motor. Ideal for models and radio control applications where small size is important. No load rating: 15,800 RPM @ 2.4 V, 96 mA. Length (excluding shaft), 0.654" long x 0.47" x 0.39". 0.039" (1mm) dia. x 0.13" long shaft. Solder-loop terminals. Large quantity available.  
**CAT# DCM-166**  
**2 for \$150** 150 for 60¢ ea.  
600 for 50¢ ea.  
1500 pieces 35¢ ea.

---

**Nickel-Metal Hydride 4.8V 850 mAh Battery Pack**

Philips # 25733.  
New, rechargeable pack manufactured for cell phones. Contains four 1.2 Volt, 850 mAh cells. Each cell is 1.8" x 0.65" x 0.3". With little effort you can remove the cells from the enclosed battery pack and reconfigure them to suit your needs.  
**CAT# NMH-53**  
**\$2.00 each** 10 for \$17.50

---

**Solar Panel**

Output: approximately 3 Volts @ 40 mA.  
2.40" square x 0.13" thick epoxy-encapsulated silicon photovoltaic panel removed from solar lighting system. Solid, almost-unbreakable module with easy-to-solder spots on backside. Ideal for solar-powered battery chargers and other projects.  
**CAT # SPL-60**  
**\$3.50 each**

---

**Halogen Display Lamp**

MR16, bi-pin base halogen lamp. 12 Volt, 50 Watt flood lamp with front glass cover. 1.97" dia. x 1.46" deep. 0.2" (5mm) pin spacing.  
**CAT # HLP-50**  
**\$4.50 each** 10 for \$37.50

**Linear Actuator for Auto Door Lock**

12 Vdc motor-drive actuator for automotive door locks. Nylon plunger moves 0.75". Push or pull, depending on polarity. Includes mounting hardware and a 10" metal extension rod which fits through the hole in the end of the plunger. Overall dimensions of actuator assembly (retracted): 8.42" x 2.35" x 1.15". Rubber boot protects against moisture and dust. Pigtail leads. **CAT # DLA-1** **\$5.50 each**

---

**1 Amp Switching Power Supply w/ Selectable Output 3 - 4.5 - 6 - 7.5 - 9 - 12V**

The perfect power supply for audio / video / telephone / communication / small appliances / any device that normally uses a wall transformer. Provides all of the popular voltages between 3 and 12 Vdc, and it's regulated, so the voltage doesn't fluctuate when the load varies. A good multi-voltage lab supply for breadboard projects up to 1 Amp. Includes a set of seven of the most popular power connectors.  
**CAT # PS-10** **\$12.95 each**

---

**6 RPM Gear Motor**

Molon # CHM-1205-5  
Powerful 12 Vdc, 6 RPM gearhead motor. Gearbox is 3" x 2.75" x 0.83". Drive motor and shaft are both on the same side of the gearbox. Shaft is 3.3" long. Top of shaft is 0.37" square. Base is 0.5" diameter. Motor draws 130 mA at 12 Vdc, no load. Motor protected by removable rubber cover.  
**CAT # DCM-164** **\$12.00 each**

**CALL, WRITE, FAX or E-MAIL For A Free 96 Page CATALOG.**  
Outside the U.S.A. send \$3.00 postage.

**Special Quantity Purchase Nickel-Metal Hydride AA "Flat-Top" Cells**

Panasonic # HHR-11AA0  
1.2 Volt, 1100 mAh "flat-top" rechargeable AA cells. These cells are designed for use in battery packs; they do not have the raised button found on most replaceable batteries. 0.55" diameter X 1.95" long. Large quantity available. Two styles:

**REGULAR-FLAT TOP**  
**CAT # NMH-110**  
**\$1.50 each** 40pcs \$1.25 + 120pcs \$1.00  
800pcs 85¢ each

---

**SOLDER-TABBED**  
**CAT # NMH-110T**  
**\$1.75 each** 40pcs \$1.50 + 120pcs \$1.25  
800+ \$1.00 each

---

**Special 12 Vdc 1 Amp Wall Transformer**

Class 2, direct plug-in AC-DC adaptor. Coax power plug. 2.1mm i.d., center positive. Individually boxed. UL, CSA.  
**CAT # DCTX-1216** **\$5.00 each**  
100 for \$3.85 each

---

**16 Character X 2 Line LCD with Backlight**

Daewoo # 16216L-5-VSO  
5 x 7 dot format. 2.56" x 0.54" viewing area. 3.15" x 1.41" module size. LED backlight. Includes hook-up/spec sheet.  
**CAT # LCD-53** **\$7.50 each**  
10 for \$6.50 each  
100 for \$5.00 each

**ORDER TOLL FREE 1-800-826-5432**  
**Shop ON-LINE** [www.allelectronics.com](http://www.allelectronics.com)

MAIL ORDERS TO:  
**ALL ELECTRONICS CORP.**  
P.O. BOX 567 • VAN NUYS, CA 91408-0567

NO MINIMUM ORDER • All Orders Can Be Charged to Visa, Mastercard, American Express or Discover • Checks and Money Orders Accepted by Mail • Orders Delivered in the State of California must include California State Sales Tax • NO C.O.D. • Shipping and Handling \$5.00 for the 48 Continental United States • ALL OTHERS including Alaska, Hawaii, P.R. and Canada Must Pay Full Shipping • Quantities Limited • Prices Subject to change without notice.

**MANUFACTURERS - We Purchase EXCESS INVENTORIES... Call, Write, E-MAIL or Fax YOUR LIST.**

FAX (818) 781-2653 • INFO (818) 904-0524  
**E-MAIL [allcorp@allcorp.com](mailto:allcorp@allcorp.com)**

Circle #41 on the Reader Service Card.



Circle #42 on the Reader Service Card.



**CALL TOLL-FREE**

(800) 292-7711  
Orders Only

Se Habla Español

# C&S SALES

Secure On-line Ordering @ [cs-sales.com](http://cs-sales.com)

CALL OR WRITE  
FOR OUR  
**FREE**

64 PAGE CATALOG!  
(800) 445-3201

## Digital Multimeters

### Elenco Model M-1740



**\$34.95**

- 11 Functions:
- Freq. to 20MHz
- Cap. to 20µF
- AC/DC Voltage
- AC/DC Current
- Beeper
- Diode Test
- Transistor Test
- Meets UL-1244 safety specs.

Model M-2760N  
\$19.95  
(9 functions)

### Elenco Model LCR-1810



**\$99.95**

- Cap. 0.1pF to 20µF
- Inductance 1µH to 20H
- Resistance 0.01Ω to 2,000MΩ
- Temperature -20°C to 75°C
- DC Volts 0 - 20V
- Freq. up to 15MHz
- Diode/Audible Continuity Test
- Signal Output Function
- 3 1/2 Digit Display

### Elenco Model LCM-1950



**\$69.95**

- Large 1 3/4 Digit LCD
- Autorange Freq. to 4MHz
- Cap. to 400µF
- Inductance to 40H
- Res. to 4,000MΩ
- Logic Test
- Diode & Transistor Test
- Audible Continuity Test

### Fluke 87III



**\$319**

- Features high performance AC/DC voltage and current measurement, frequency, duty cycle, resistance, conductance, and capacitance measurement.

**Quantity Discounts Available**

## Deluxe Soldering Stations

### Elenco SL-5 Series

Electronically controlled, ideal for professionals, students, and hobbyists. Available in kit form or assembled.

As Low As  
**\$29.95**

Works w/ any iron! Turn any soldering iron into a variable iron.



#### Features:

- Cushion Grip Handle
- Soldering iron (optional) with Grounded Tip for Soldering Static-Sensitive Devices. Easily Replaceable. Uses Long-Life, Plated Conical Tip.
- Heavy Steel, Non-Slip Base.
- Iron Holder Funnel - Reversible, left or right side.
- Steel Tray for Sponge Pad.
- Sponge Pad.

#### Ordering Information:

Model SL-5 - No iron. (Kit SL-5K) **\$29.95**

Model SL-5-40 - Includes 40W UL iron. (Kit SL-5K-40) **\$35.95**

Limited Time Offer: **FREE SP-1A Solder Practice Kit w/ Kit Order!**

Weller WLC-100 - Variable Power Control 5 - 40 watts **\$34.95**

### Elenco Model SL-30



**\$84.95**

- Tip temperature changeable from 300°F (150°C) to 900°F (480°C).
- Temperature is maintained within +10°F of its preset temperature.
- The tip is isolated from the AC line by a 24V transformer.
- The tip is grounded to eliminate static charges.

SL-10 - Same as SL-30 w/o digital display **\$59.95**

### Weller Model WTCPT

Controlled Output Soldering Station

Transformer powered soldering station complete w/macro style, low voltage, temperature controlled soldering iron. **\$125**


- PT Series soldering tips come in a variety of shapes and sizes in three standard temperature ranges: 600°F, 700°F, & 800°F.
- 0-24V output - 60 watts.
- Special "closed loop" method of controlling maximum tip temperature.



## Test Equipment

### 10 Function 1.3GHz Universal Counter Elenco Model F-1300

- Frequency .05Hz - 1.3GHz 3 Ranges
- Period - Can read 60Hz to 60,000,000 F=1/T
- Totalize - Counts to 199,999,999
- RPM - 3 to 2099994 RPM
- Duty Cycle
- Max/Min/AVG with Time
- Stop-watch set .2 sec. to 100 hrs.
- Math Functions
- Timer - 2 sec. to 99 days
- Pulse Width - 0.1ms to 66666.6ms



**\$229.95**

### Elenco 3MHz Sweep Function Generator with built-in 60MHz Frequency Counter Model GF-8046

**\$195.95**



This sweep function generator with counter is an instrument capable of generating square, triangle, and sine waveforms, and TTL, CMOS pulse over a frequency range from 0.5Hz to 3MHz. GF-8025 - Without Counter **\$139.95**

### 20MHz Sweep / Function Generator with Frequency Counter Model 4040

- 0.2Hz to 20MHz
- AM & FM Modulation
- Burst Operation
- External Frequency Counter to 30MHz
- Linear and Log Sweep



10MHz Model 4017 **\$325**  
5MHz Model 4011 **\$255**  
3MHz Model 4003 **\$205**  
**BK PRECISION**

### Elenco Handheld Universal Counter 1MHz - 2.8GHz Model F-2800



**\$99**

- Sensitivity:
- <1.5mV @ 100MHz
- <5mV @ 250MHz
- <5mV @ 1GHz
- <100mV @ 2.4GHz

Features 10 digit display, 16 segment and RF signal strength bargraph.

Includes antenna, NiCad battery, and AC adapter.

C-2800 Case w/ Belt Clip.....**\$14.95**

### Elenco RF Generator with Counter (100kHz - 150MHz) Model SG-9500



**\$225**

Features internal AM mod. of 1kHz, RF output 100MV - 35MHz. Audio output 1kHz @ 1V RMS.  
SG-9000 (analog, w/o counter) **\$124**

### Elenco Quad Power Supply Model XP-581

4 Fully Regulated Power Supplies in 1 Unit



**\$85**

4 DC Voltages: 3 fixed: +5V @ 3A, +12V @ 1A, 1 variable: 2.5 - 20V @ 2A • Fully Regulated & Short Protected • Voltage & Current Meters • All Metal Case

### Elenco Power Supply Model XP-603



**\$85**

0-30VDC @ 3A Output  
3A Fused Current Protection  
Current Limiting Short Protection  
0.025Ω Output Impedance

### Elenco 10Hz - 1MHz Digital Audio Generator Model SG-9300




**\$225**

Features built-in 150MHz frequency counter, low distortion and sine/square waves.  
SG-9200 (w/o counter) **\$124**

## Elenco Oscilloscopes

Free Dust Cover and 2 Probes



S-1325 25MHz Dual Trace **\$325** S-1345 40MHz Delayed Sweep **\$569**  
S-1330 25MHz Delayed Sweep **\$439** S-1360 60MHz Delayed Sweep **\$725**  
S-1340 40MHz Dual Trace **\$475** S-1390 100MHz Delayed Sweep **\$895**

### DIGITAL SCOPE SUPER SPECIALS

DS-203 20MHz/10Ms/s Analog/Digital .....**\$895**  
DS-303 40MHz/20Ms/s Analog/Digital .....**\$850**  
DS-603 60MHz/20Ms/s Analog/Digital .....**\$950**

## Elenco Educational Kits

### Model XK-150

Digital / Analog Trainer



**\$89.95**

- 830-pin Breadboard
- 8 Data Switches
- 8 LED Buffered Readouts
- Built-in Function Generator (sine and square wave)
- Built-in Clock Generator
- Variable Power Supply
- +1.25V to 15VDC @ 25A
- 1.25V to -15VDC @ 25A
- +5VDC @ 25A
- +30VAC center-tapped at 15VAC @ 25A

### Model AR-2N6K

2 Meter / 6 Meter Amateur Radio Kit



**\$34.95**

### Model AK-700

Pulse/Tone Telephone Kit



**\$15.95**

### Model M-1005K

DMM Kit



**\$15.95**

### Model AM-780K

Two IC Radio Kit



**\$11.95**

### Model AK-870

Radio Control Car Kit



**\$24.95**

### Model MX-901

Electronic Crystal Radio



**\$6.95**

- Solderless
- No Batteries Req.

## Electronic Science Lab

### Maxitronix 500-in-1 Electronic Project Lab Model MX-909

Everything you need to build 500 exciting electronic projects:

- Learn the basics of electronics and put your knowledge to work creating 500 different electronic experiments, special lighting effects, radio transmitter and receivers, amazing electronic sound effects, cool games and MORE!

Includes built-in breadboard for easy wiring and connection of components, and an LCD (Liquid Crystal Display) indicates the information during the experiments in process.

Build your knowledge by exploring amplifiers, analog and digital circuits plus how to read schematic diagrams.

Includes transistors, transformers, diodes, resistors, capacitors, phototransistors, CDs, integrated circuits, speaker, earphone, LEDs, and LED digit display!

Fact-filled, illustrated, lab-style manual included.

Requires 6 "AA" batteries (not included).



**\$170**

## Guaranteed Lowest Prices

UPS SHIPPING: 48 STATES 5%  
OTHERS CALL FOR DETAILS  
IL Residents add 8.25% Sales Tax  
**SEE US ON THE WEB**

## C&S SALES, INC.

150 W. CARPENTER AVENUE  
WHEELING, IL 60090  
FAX: (847) 541-9904 (847) 541-0710  
<http://www.cs-sales.com>



## 15 DAY MONEY BACK GUARANTEE

## 2 YEAR FACTORY WARRANTY

PRICES SUBJECT TO CHANGE WITHOUT NOTICE



# TECH FORUM

This is a **READER TO READER** Column. All questions AND answers will be provided by *Nuts & Volts* readers and are intended to promote the exchange of ideas and provide assistance for solving problems of a technical nature. All questions submitted are subject to editing and will be published on a space available basis if deemed suitable to the publisher. All answers are submitted by readers and **NO GUARANTEES WHATSOEVER** are made by the publisher. The implementation of any answer printed in this column may require varying degrees of technical experience and should only be attempted by qualified individuals. Always use common sense and good judgement!

## QUESTIONS



Don't forget to check out the new online electronics forums at the *Nuts & Volts* website. There are currently boards for discussing Robotics, Microcontrollers, Radio, Computers, and a General forum for discussing any electronic topic at all. We'll even add new dedicated boards for hot topics. Just let us know!

Want to get a jump on things before the magazine arrives? The Tech Forum questions are posted on our website on or before the first of each month. Unanswered questions from recent issues are there also.

I need a simple switching circuit design to be used on standard automotive voltage (12VDC/~15 amps) with potentiometer/controller to modulate sequentially up to three outputs that will cycle on/off from zero to approximately 2,000 cycles per minute.

Can a common electronic ignition box be modified with a driver circuit using a BASIC-based serial output control program? Or is a simple switching circuit using a potentiometer available?

**3011** **Jim**  
via Internet

I have a 2.4GHz parabolic dish antenna that I use for wireless video. I have installed a 12VDC winch motor with a 50 amp draw to remotely raise and lower it. The problem is that it goes up and down way too fast. I need to figure out a way of varying the speed of the motor.

**3012** **Rick Simard**  
via Internet

I recently purchased a small CCD color video camera. It worked fine when I plugged it into the video jack on a VCR, but it doesn't have audio.

I thought I could hook up an electret microphone to the audio jacks and get some sound, but it won't work. The only sound I hear is a click when I turn the microphone on and

Send all material to **Nuts & Volts Magazine**, 430 Princeland Court, Corona, CA 92879, OR fax to (909) 371-3052, OR E-Mail to [forum@nutsvolts.com](mailto:forum@nutsvolts.com)

off.

What am I missing here? Is my idea not compatible with a standard VCR? I'm guessing I need a small amplifier between the mike and the VCR.

**3013** **Richard Flaws**  
Oswego, IL

I want to use an Apple MO-401 high-resolution monitor on my Apple IIGS system. I'm correct in assuming that the monitor I want to use is a digital, unlike the analog port of my computer.

What is the best approach, if possible, so I can use the monitor with the resolution that I want?

What parts am I going to have to use to get it done?

**3014** **Adian Council**  
Fort Wayne, IN

I need a bandpass filter for all or most of the audio range, say 20 Hz to 17 KHz or so, that has a center frequency that is sweepable across the entire range. In addition, I would like the passband width (Q) to be variable either continuously sweepable or switch selectable.

I'd like to use a continuous time filter like the UAF42, but it gets complicated changing the values of several resistors simultaneously.

Another thought is to use a pin programmable switched capacitor filter like the MAX264 using a variable oscillator like the MAX038 to clock the chip. I'm a little concerned about noise, though.

I'm uncertain that either approach is the best alternative out there. Can anyone shed some light on a better design alternative?

**3015** **James Basinger**  
Vesuvius, VA

I've had much difficulty finding an AC adapter for Altima LSX laptop. I was wondering if you could help me find the pinout for this old machine. I thought I might be able to use a standard AC adapter in place of the battery charger, or perhaps build a custom charger for it once the pinouts are known. Any thoughts?

**3016** **via Internet**

I have a BellSouth cordless telephone, model 820. When a number

button is pushed, there is a delay before the tone is heard. I would like to shorten this delay as much as possible. Any suggestions?

**3017** **Rod Bowes**  
via Internet

## ANSWERS

**ANSWER TO #11007 - NOV. 2000**

Please tell me the correct name and a source for the metal strips in greeting cards, which have a recorded message or music on them?

The correct name is a "melody IC." There was an article in *Nuts & Volts* about a year ago by Ray Marston.

Don Lancaster's Tech Musings/Oct. '97 has an article on melody chips and a list of sources. This is available on the web at [www.tinaja.com/glib/muse117.pdf](http://www.tinaja.com/glib/muse117.pdf)

These chips are generally pre-programmed in massive quantities with one-eight tunes in them. Many appear in tiny three-pin cases.

The following are several other sources on the web:

<http://webtronics.site.yahoo.net/webtronics/carmelhappir.html>

Melody IC COB, battery, and piezo all ready to play, as found in Christmas cards and books which play when you open the page. Self-adhesive backing. Tune repeats continuously while power is connected. Total of 128 notes. CMOS LSI. Two supplied per kit. Same as SG7, SG13 1+ \$3.50 each.

[www.web-tronics.com/soundgenkit.html](http://www.web-tronics.com/soundgenkit.html), SG6 melody IC (\$3.50).

[www.buychips.co.kr/melody\\_in\\_tegrah.htm](http://www.buychips.co.kr/melody_in_tegrah.htm), melody chips for watches, etc.

<http://npcamerica.com/melody.htm>, melody chips.

[www.epson.co.jp/device/e/assp/pdf/svm7561.pdf](http://www.epson.co.jp/device/e/assp/pdf/svm7561.pdf). Up to 16 tunes, mask programmed.

**Barry Cole**  
Camas, WA

**ANSWER TO 1014 - JAN. 2001**

I want to hook up a Jupiter GPS receiver to any microcontroller to read Lat./Longitude information.

Reading the latitude and longitude information from a GPS receiver

## ANSWER INFO

\* Include the question number that appears directly below the question you are responding to.

\* Payment of \$25.00 will be sent if your answer is printed. Be sure to include your mailing address if responding by E-Mail or we can not send payment.

\* Your name, city, and state, will be printed in the magazine, unless you notify us otherwise. If you want your email address printed also, indicate to that effect.

\* The question number and a short summary of the original question will be printed above the answer.

\* Unanswered questions from a past issue may still be responded to.

\* Comments regarding answers printed in this column may be printed in the Reader Feedback section if space allows.

## QUESTION INFO

**TO BE CONSIDERED FOR PUBLICATION**

All questions should relate to one or more of the following:

- 1) Circuit Design
- 2) Electronic Theory
- 3) Problem Solving
- 4) Other Similar Topics

## INFORMATION/RESTRICTIONS

\* No questions will be accepted that offer equipment for sale or equipment wanted to buy.

\* Selected questions will be printed one time on a space available basis.

\* Questions may be subject to editing.

## HELPFUL HINTS

\* Be brief but include all pertinent information. If no one knows what you're asking, you won't get any response (and we probably won't print it either).

\* Write legibly (or type). If we can't read it, we'll throw it away.

\* Include your Name, Address, Phone Number, and email. Only your name, city, and state will be published with the question, but we may need to contact you.

er is a relatively simple task that can be accomplished by parsing a sting of serial data, sent at 4800 bps, from the GPS receiver.

The October 2000 issue of *Circuit Cellar* details the format of the NMEA RMC message format and provides some additional information.

There have been several projects of this type done with the BASIC Stamp microcontroller. More information can be obtained from the



# TECH FORUM

## ANSWERS TO 2017 - FEB. 2001

I need help on a DC drive motor. It, in turn, will work an electric car. I'm winding my own motor using the new superconducting wire. My only dilemma is do I have to keep the motor cooled?

Also, I see very little about this great subject in any local periodicals. Why isn't it open more to us experimenters?

As far as I know, there is no such thing as superconducting wire unless the temperature is reduced to near absolute zero, about minus 450 degrees Fahrenheit. The very best conductor at 68 degrees Fahrenheit, regardless of cost, is Selenium at 1.2 micro-ohm cm.

The next best is copper at 1.7 micro-ohm cm.

**Russell Kincaid**  
Milford, NH

#2 You don't mention what temperature you need for the superconducting wires. Some superconducting materials are running quite high on the temperature scale by comparison, which means perhaps less than -100 degrees Fahrenheit, or so.

If you are running in the high temperatures, you can consider using massive peltier devices

stacked together to form temperatures perhaps near your desired range.

Liquid carbon dioxide will get you to -78 degrees Celsius [approximately 112 degrees Fahrenheit] while liquid nitrogen [-195°C] or oxygen [-183°C] will do the trick for all temperatures.

However, in most states you need to be registered to purchase these gases, as well as possess the appropriate handling equipment and safety devices such as gloves and a face mask. You also need high-pressure fittings and hoses, as well as small storage devices for the transportation of the gas (Dewars).

At temperatures in excess of -200 degrees and pressures in excess of 2,000 pounds per square inch, these gases are not user-friendly especially for the novice.

**Chris Bieber, CA**

#3 Unless you have found a source for room-temperature superconductors, you will need to keep the motor windings at liquid-nitrogen temperature. Not an easy thing to do, which is why you don't see superconducting motors very often.

**Robert Zusman**  
Scottsdale, AZ

BASIC Stamp email list and searchable archives.

See [www.egroups.com/group/basicstamps](http://www.egroups.com/group/basicstamps).

## ANSWERS TO #2012 - FEB. 2001

I have a large quantity of audio and video tapes which I would like to erase. Is there something I can put together or buy to accomplish this?

#1 An eraser that evidently uses permanent magnets is available from **MCM Electronics 1-800-543-4330**, catalog number 80-2770, for \$9.99. "... simple operation by sliding the tape through ... a couple of times."

It looks like a plastic box with open ends and some neodymium magnets at a few strategic spots.

For heavy duty erasing they have powered bulk erasers priced from \$40.75 to \$370.00.

Their web site is at [www.mcmelectronics.com](http://www.mcmelectronics.com).

If you want to try the permanent magnet trick you can get appropriate neodymium magnets, approximately 2" x 1" x 0.1", catalog number MAG-26, for \$1.50 each, from **All Electronics at 1-800-826-5432**. Web site is [www.allelectronics.com](http://www.allelectronics.com).

**Jack Dennon**  
Warrenton, OR

#2 Go to your nearest RadioShack and ask for item #44-233 (\$36.99), Bulk Tape Eraser. This will do a great job erasing your old cassette tapes.

It's also good for cleaning video tapes.

**IMPORTANT WARNING:** make sure there are no "valuable" magnetic media (disks and tapes), TVs, VCRs, or tape decks in the same room when you use the eraser as it has an effective "demagnetizing

radius" of around 10 feet. It will "screw up" your TV's color and possibly "magnetize" your VCR and cassette tape heads.

Follow the directions with the eraser and all will be well.

**Ken Simmons**  
Auburn, WA

#3 There are two ways to easily erase a lot of audio and video tapes. All you need is a powerful magnet.

Computer centers that deal with reels of tape use a device called a "Bulk Tape Eraser." You can purchase one through any good computer outlet, or just do a search on the web. Even RadioShack sells one.

Bulk tape erasers are AC-powered devices that are simply a special transformer activated by a push-button switch on the handle.

Below are some links; one to a chart showing models and how much Gauss you need to do a good job of erasing, the other site will tell you how to build one.

The other option is to use very powerful permanent magnets. You could probably pick up a couple of those 25-pound pull magnets at the hardware store, position them across from each other and move the tapes in-between them.

Benjamin Bulk Tape Eraser Models and a chart showing how much Gauss is required to erase different media: [www.benjaminweb.com/gscbenjamin/specs.htm](http://www.benjaminweb.com/gscbenjamin/specs.htm).


Building A Bulk Tape Eraser: [www.repairfaq.org/REPAIR/F\\_audiofaq2.html#AUDIOFAQ\\_007](http://www.repairfaq.org/REPAIR/F_audiofaq2.html#AUDIOFAQ_007).

**Randy Boettjer**  
Oak View, CA

## Secrets of RF Circuit Design

by Joseph J. Carr

**NEW!** Third Edition  
Just Released  
December 2000



Following up on the best-selling previous editions, this revised and updated guide gives you the best ways to design, build, and test today's radio frequency circuits. It's filled with functional projects and experiments that make it easy to apply RF principles to real-life applications. Joe Carr provides parts lists and component sources for every project, in chapters that cover how to: Design and build radio receiver circuits, RF bridges, amplifiers, receiver preselectors, simplified spectrum analyzers, and time domain reflectometers; Select, use, maintain, and repair variable capacitors; Design and wind inductor coils for radio circuits; Construct and ground simple wire antennas.

**only \$39.95**

### Amazon.com reviews:

"Great for the RF technician. This is a great book on wireless technology for persons starting out in RF electronics, as well as for RF technicians and ham radio operators. Carr's book explains RF capacitors, coils, transistors, receivers, propagation, antennas, mixers, amplifiers, impedance matching, filters, the Smith Chart, etc., in an easy-to-understand way."

This book takes you inside wireless technology with step-by-step, illustrated directions for dozens of usable projects.

**PERFECT FOR TECHNICANS, RADIO HOBBYISTS, AND ANYONE WHO WANTS TO PUT RF THEORY INTO PRACTICE**

- \*Ideal for learning radio frequency circuitry
- \*Design and build receiver circuits, RF bridges, amplifiers, receiver preselectors, simple spectrum analyzers, and time domain reflectometers
- \*Seven new chapters on demodulators, circuit vectors, measuring L-C circuits, and filtering circuits against EMI
- \*New: directional and hybrid couplers
- \*Detailed coverage of simple RF instruments, as well as UHF and microwave components
- \*Parts lists and components sources
- \*Complete troubleshooting guidance, too! Update of the favorite RF circuit guide of thousands of electronics enthusiasts!

As Usual, Nuts & Volts subscribers will receive a 10% discount!

Order today from the **Nuts & Volts Bookstore**

Call **1-800 783-4624** or order online at

**[www.nutsvolts.com](http://www.nutsvolts.com)**

See our ad on page 92 for this and other titles.

## PRINTED CIRCUIT BOARDS

**QUALITY PRODUCT**

**FAST DELIVERY**

**COMPETITIVE PRICING**

*We will beat any competitor's prices!!!*

- \* UL approved
- \* Single & Double sided
- \* Multilayers to 8 layer
- \* SMOBC, LPI mask
- \* Reverse Engineering
- \* Through hole or SMT
- \* Nickel & Gold Plating
- \* Routing or scoring
- \* Electrical Testing
- \* Artwork or CAD data
- \* Fast quotes

**10 pcs (3 days) 1 or 2 layers \$249**

**10 pcs (5 days) 4 layers \$695**

(up to 30 sq. in. ea.) includes tooling, artwork, LPI mask & legend

**PROTOTYPE THROUGH PRODUCTION**

**PULSAR, INC**

**9901 W. Pacific Ave.**  
**Franklin Park, IL 60131**

**Phone 847.233.0012**

**Fax 847.233.0013**

**Modem 847.233.0014**

**[yogii@flash.net](mailto:yogii@flash.net) · [flash.net/~yogii](http://flash.net/~yogii)**



## ANSWERS TO 2015 - FEB. 2001

*I service a lot of equipment that uses MOVs and transzorbis. I have yet to find an effective way to test them in the circuit.*

*What is the best way to check the condition of a transzorb?*

**#1** The simple (and unsatisfying) answer is do not test these devices in circuit. The devices protect circuits from overstress, so you must apply an over-stress to test the device.

If the device is dead, then you take out the circuit it was supposed to protect. The devices are robust, so failures are rare. If you suspect one failed, then remove it and test it (or just replace it).

Even if the MOV works, you may destroy the circuit. Overvoltage protection circuits do not defend against all possible faults, and even modest protection often costs too much. (Sandler has written a book on the subject.) Many protection circuits just improve the chances of survival. Even if the MOV works properly, an in-circuit test might destroy the circuit.

Testing these devices requires more than a VOM. They are designed to clamp huge power levels but only for a short time. To make sure a device works, we might have to apply 25A and make sure the voltage stays below 30V. The simple answer is do not test them.

**Gerald Roylance**  
Mountain View, CA

**#2** MOVs and Transzorbis find their way into just about everything electronic. As you know, they both are used as surge clamps. However, the dynamic properties of each type are different.

MOVs are a non-linear resistor. When they fry, they are easy to identify as bad. However, MOVs exhibit a property whereby their clamping voltages rise as they are exercised at a power level below their destruction threshold. In other words, an MOV rated to fire at 150V minimum may, after the span of several years of exposure to transients, now actually not fire into conduction until the transient reaches 600 or even 1,000 volts. The main

advantage of MOVs is they do handle respectable power levels for their size, and they are relatively cheap.

Our standard practice in our shop (we repair electric utility control equipment) is to replace all MOVs in an item that comes in for repair.

A Transzorb is a silicon avalanche diode device. Similar in action to a zener, they clamp very fast. (A zener is a poor transient protector, it can't go into conduction quick enough to keep up with the transient waveform, and will self-destruct.) Transzorbis only fail "open" if they physically blow apart. Therefore, a simple ohmmeter check can tell if they need replacement.

You could set up a current limited variable voltage supply to individually test the point at which they begin to conduct, but why bother as their failure mode is always a short circuit or at least appreciable leakage.

Their disadvantage is a relatively low power handling capability before they self-destruct. One advantage is that they do short if overloaded, and usually prevent anything from getting past them.

Most commercial surge suppressors use hybrid circuitry that are a combination of Transzorbis and MOVs or Transzorbis and gas tubes.

**Phil Shewmaker**  
Louisville, KY

**#3** These devices are usually used as limiters and are placed in parallel with the circuits they are intended to protect.

While it is possible to apply a brief pulse of voltage in parallel with the device being tested, that pulse will also be applied to the protected circuit. This is only okay if the MOV or Transzorb being tested is in good shape and the pulse applied is within its rating. If the part is bad, it won't protect the rest of the gear as was intended, and the test may cause damage to the rest of the equipment.

The only safe and accurate way to test requires disconnecting at least one lead of the device from the rest of the circuit. Then it can be tested at low current for the specified breakdown

voltage (usually about 1mA is used). Or one can apply a brief pulse of high current and capture the peak voltage at which the device limits. This means a pulse of about 10 to 100 microseconds, so a storage scope with suitable probe or a sample-and-hold (S/H) circuit is needed.

The sample-and-hold circuit will need a voltage divider between the tested device and the S/H. 100:1 would be good. A simple pulse source would be 100 ohms in series with a 0.47 microfarad film-and-foil capacitor. It would be charged via the common terminal of a SPDT relay. The NC contact would go through a high-value resistor to an isolated variable high-voltage DC supply, the NO contact would go to the device under test. Operating the relay would discharge the R-C circuit into the MOV. Any such high-voltage testing should be done with the equipment disconnected from the power source.

All tester circuits, whether low current or pulse, should be of an isolated design, so that any ground, such as the scope ground is not shorting any part of the tester. Also take the usual precautions when working with high voltages.

If this sounds like a lot of trouble, it is. In the case of Transzorbis or other brands of zener-type devices, they usually fail to a shorted condition, unless there's enough energy available to burn them up. It's very hard to make one go open without visible or smellable damage. If a Transzorb doesn't look bad and is not shorted, it's probably still good.

MOVs can fail with visible damage, but they also have a long-term, gradual failure mode where they become less effective with time and eventually either looks like an open circuit or do not limit as well as needed. They are usually cheap enough to replace as a preventive measure, especially if the gear has been in operation a long time.

So as a practical matter, it may be easier to replace MOVs as matter of preventive maintenance; Transzorbis will only get replaced if shorted (easily checked in-circuit) and can probably be left alone if not shorted or visibly damaged.

**Jonathan Wexler**  
Los Angeles, CA

## ANSWERS TO 2018 - FEB. 2001

*I started a project to construct a light control circuit (to light one bulb and then the other).*

*The circuit's control a pair of MOSFETs number IR9510. I need to find a source to purchase from.*

*I have researched a number of warehouses without success. Can someone help?*

**#1** The IR9510 is a P-channel Hexfet with 100V V<sub>ds</sub> (drain to source voltage), 1.2 ohms R<sub>DSon</sub> (On resistance), and 4 amps I<sub>d</sub> (drain current). V<sub>gs</sub> is 10V (this is the gate voltage needed to achieve the stated R<sub>DSon</sub>).

Specifications are at: [irplus.irf.com/JNul6a6c/search/param-search/param-fam.4.html?PART\\_ID=2117](http://irplus.irf.com/JNul6a6c/search/param-search/param-fam.4.html?PART_ID=2117).

**fam.4.html?PART\_ID=2117.**

The voltages and currents are listed as negative in the specification because they are relative to the source terminal.

In a circuit, the gate and drain of a P-channel FET will be negative with respect to the source.

For your application of turning on a light bulb, any number of P-Channel enhancement mode FETs would work fine. The substitute part's V<sub>ds</sub> rating is larger than your power supply voltage (by a reasonable margin).

The R<sub>DSon</sub> and V<sub>gs</sub> of the substitute should be equal or lower than the IR9510, and the I<sub>ds</sub> should be equal or higher.

To locate a substitute, check **Electronics Goldmine** [www.goldmine-elec.com/](http://www.goldmine-elec.com/) or **All**

**Electronics** [www.allcorp.com/](http://www.allcorp.com/).

You can also order the IR9510 from **Digi-Key** [www.digikey.com/](http://www.digikey.com/) and other electronic distributors.

**Tim Godfrey**  
via Internet

**#2** If the MOSFET you are looking for is actually part number IRF9510, a 3 amp 100V P-channel MOSFET in a TO-220AB package, then you can find them as catalog number 570-IRF9510 for \$1.25 each at **Mouser Electronics** **1-800-346-6873**, website: [www.mouser.com](http://www.mouser.com), email [sales@mouser.com](mailto:sales@mouser.com).

**Jack Dennon**  
Warrenton, OR

## ANSWERS TO 2016 - FEB. 2001

*I have a couple of fixed-sync computer monitors.*

*I know that a couple of years ago, dealers were selling these monitors, modifying the scan rate to be compatible with standard VGA cards.*

*Does anyone know detailed instructions on how to modify these monitors for VGA use?*

**#1** Changing the scan frequency of fixed frequency monitors is not a sure thing. Whether it is possible depends on a number of factors specific to the monitor.

The horizontal deflection circuit in a monitor is a resonant circuit. The yoke is the inductor and there are one or more capacitors that set the resonant frequency. By adjusting the value of the capacitor, some change in the operating frequency is possible. There are often resistor/capacitor net-

works involved to control the linearity of the sweep, and modifying these networks gets to be complicated.

I have done conversions of 25KHz monitors to 31.5KHz before, but I had a schematic. It would be an extremely difficult job without a schematic.

Most vendors that sell fixed frequency monitors for PCs supply a special video card that generates a fixed frequency video signal compatible with the monitor.

Since you say you are not a video technician, this is the route I would recommend.

Two companies that offer fixed frequency video cards are: **Photon** [www.photonweb.com/](http://www.photonweb.com/) and **Mirage** [www.mirage-mmc.com](http://www.mirage-mmc.com).

Also see this FAQ in using fixed frequency monitors on PCs: [www.repairfaq.org/sam/ffmon.htm](http://www.repairfaq.org/sam/ffmon.htm).

**Tim Godfrey**  
via Internet

**#2** Rather than modifying the scan rate of the fixed frequency monitors, the companies selling those monitors included a PC-compatible video card providing the appropriate signals to drive them.

Tom Trebisky has a number FAQs and links relating to fixed frequency monitors and their use with PCs at <http://kofa.as.arizona.edu/places.html>.

One company providing complete solutions (video cards and cables) for using fixed frequency monitors with PC or MAC compatible systems is **Software Integrators** [www.si87.com](http://www.si87.com).

Other sources include: **Photon** [www.photonweb.com](http://www.photonweb.com), and **Mirage-Multimedia** [www.mirage-mmc.com/core.html](http://www.mirage-mmc.com/core.html).

**Greg Werstiuik**  
via Internet



## ANSWERS TO 2019 - FEB. 2001

I need a circuit for hooking two telephones together for demonstrations. Must also be able to activate ringer.

**#1** Viking makes a neat unit for testing/demonstrating telephones. I have been using their DLE200B DemoLine Telephone Line Simulator for many years to test phones and modems.

The unit has two modular phone jacks on the front. To use the unit, just plug a phone in each of the jacks. Pick up either phone and the other one rings. The only drawback is that it is kind of pricey at \$125.00. One source is **Jensen Tools**, [www.jensentools.com](http://www.jensentools.com).

In their catalog 211, Jameco also offers two versions of a Quicklink automatic ring down unit. The description sounds like it does the same thing, but it's not packaged as neatly and requires a separate power supply. (These are Quicklink part number E002 and S002.)

**James J. Schmidt**  
Deer Lodge, MT

**#2** Providing the ringing signal as you imply, is the tough part. If not for that requirement, you could do it all with a nine-volt battery across the tip and ring.

On page 177 of his book *Ready-to-Build Telephone Enhancements*, ISBN 0-8306-4359-1, Delton T. Horn has a diagram for a 110-volt AC-powered circuit based primarily on a power transformer with 18-volt secondary with the output half-wave filtered and then dropped down to 12 volts through a 7812 type regulator to create +12 volts

which is connected to the "tip" (the green wire).

The ground side of the regulator is connected to the "ring" (the red wire).

The tip and ring each get a series 470 ohm, 5 watt resistor.

Signal to activate the ringer in the phones is obtained by dividing down a voltage tapped off the hot side of the AC line, through a fuse, of course. Also, 60 Hz may not well ring some oldtime bell clangors that are mechanically tuned for 20 Hz.

Do treat that AC line will all due respect, and you might want to check the reader reviews for this book at Amazon, as some errata have been posted.

For a high-class tester, you can get "Ma Bell in a box." It is catalog number 72-6548 for \$229.00 from **MCM Electronics** 1-800-543-4330, [www.mcmelectronics.com](http://www.mcmelectronics.com). Add \$150.00 and they will throw in Caller ID signal generation so you can show off modern gadgets, as well as those old-timers.

You will of course want to check out the *Nuts & Volts* advertiser **Digital Products Company**, who offer the "Ring It! Telco Simulator" in kit form for \$169.95, at 1-916-895-7219; [www.digitalproductsco.com](http://www.digitalproductsco.com). Their box provides genuine 20 Hz ring signal and Caller ID to boot.

**Jack Dennon**  
Warrenton, OR

**#3** The talk circuit is child's play. I did it as a child! It is the ring generator that gets more complex. I had some success in the past using just a voltage source (12 to 48 VDC) and an electro-mechanical (NOT solid-state!) relay (coil voltage rated the same

as the source voltage) as follows:

-V to "L1"  
+V to ground and relay coil  
Other end of relay coil to "L2"

Normally-closed contacts of relay, and a normally open push button, in series across "L1" & "L2"

"L1" and "L2" are your phone lines that each phone will go across.

The number of ringers that this will work with varies. Some phones can't be made to ring with this. Any off-hook phone should disable the ring-generator.

How it works: **1.** The coil in series with power and the phone line provides talk power isolated from the power source. A resistor is commonly used in place of the coil, except in old switching equipment. **2.** When all phones are "on hook", the relay coil should get no power until you press the button. When you press the button, the relay energizes, opening the NC contacts, removing power from the coil, closing the contacts. Thus "buzzing" and providing a squarewave that will activate most telephone ringers. The correct 50 cycle ring could be created with a properly selected capacitor across the relay contacts and/or coil.

I am not saying that this will work well. It is just the simplest circuit I know that ever works.

**J. D. Arbaugh**  
Pearblossom, CA

## ANSWERS TO #2011 - FEB. 2001

I would like to convert 12VAC to 1VDC without using a transformer to run a very tiny motor at 60 RPM. Using a diode and ceramic resistors has proven useless, as the resistor heats up too much.

The entire thing must mount in no more than 3/4" x 3/4" x 3/4".

**#1** What you need is a switching regulator. The resistor you tried to use heated up too much because it is dissipating most of the power in the circuit.

National Semiconductor makes a line of IC switching regulator controllers called "Simple Switchers," that are very efficient, and require a minimum of external parts.

I recommend using an LM2575-Adj <<http://www.national.com/pf/LM/LM2575.html>>.

You need to keep in mind that this regulator will only adjust down to 1.23 volts, so if this is still too high, set the voltage at 1.9 volts, and put a diode in series with your load.

National has software on their site that you can use to pick component values (it's called "switchers made simple"). Digi-Key carries all parts necessary.

**Robert Zusman**  
Scottsdale, AZ

**#2** A step-down (or buck) switching regulator will reduce voltage with high efficiency. You didn't say what the current requirement is, so I can't recommend a specific IC to solve your problem.

All the chips will require a DC input, so you will need to rectify and filter the 12V AC into DC. Since the regulator's job is to provide a constant output voltage, you don't need to provide extensive filtering. Just be sure the voltage at the regulator input never dips below the dropout voltage.

One chip to look at is the Maxim MAX1745. All Maxim's chips are available in tiny SO packages, so your space limitation won't be an issue.

Linear Technology, Analog Devices, National Semiconductor, and Texas Instruments also make buck regulator chips.

**Tim Godfrey**  
via Internet

**#3** The schematic shows a very simple solution for a motor that draws about 50mA. It does not dissipate any heat. The capacitor must be a bi-polar (non-polarized) type. Its value can be scaled up or down for other currents.

Using a Digi-Key #P1176 10uF/25V cap and four 1N4148 diodes, the assembled circuit will easily fit in your confined space.

**T. Black**  
Folsom, CA

**#4** You are not giving much detail, except that you are limited in space. 3/4"

x 3/4" x 3/4" is not enough space to build an AC-to-DC converter to run a motor.

Your original attempt was logical, but not practical. You were trying to drop more than 90% of the power in your series resistor diode combination. If your motor draws 0.5W, which is probably typical for a small motor, your power dissipation in the resistor would have been almost 10 times the motor power. Now you understand why your resistor got very hot.

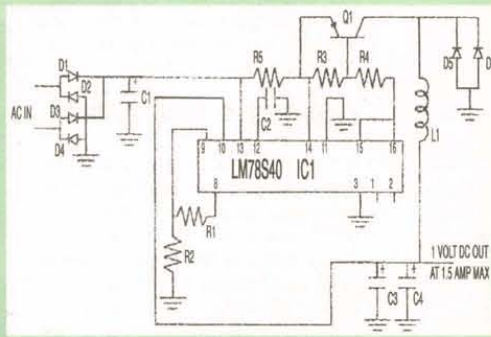
It sounds to me that you have the wrong motor for this application. You probably derived to the 1 VDC by lowering the motor voltage until you got your desired speed of 60 RPM. What you need is to find a 12V geared motor. These motors are small and very common in mechanical timers and clock applications. Check out Digi-Key or similar catalogs.

**Haim Sandel**  
Scottsdale, AZ

**#5** You need a switching regulator. If you are drawing over one amp, I don't know any commercial units that are that small, or go as low as one volt. This design could fit, volume-wise, but it is tight. If you put two PC boards in the 3/4 x 3/4 box, there is 1.125 square inches available.

The parts listed below take up to 0.67 square inches. Experience tells me that the layout is feasible. These are all surface mount except R4. Using a jumper for R5 eliminates short circuit protection.

**Russell Kincaid**  
Milford, NH



Part	Value	Digi-Key number	Cost (total)	Foot Print (total)
D1,D2,D3,D4	1A, diode	ZHCS1000CT-ND	4.80	.04 SQ. IN
D5,D6	3A, diode	MA1005CT-ND	1.68	.03
R1	300 ohms, .1W	P300CCT-ND	.90	.002
R2	1.2k, .1W	P1.2KCT-ND	.90	.002
R3	100 ohms, .1W	P100ACT-ND	.80	.002
R4	50 ohms, .1W	41R50R-ND	1.88	.03
R5	.11 ohms	use jumper		
C1	470uF	PCE3184CT-ND	.59	.07
C2	.022uF	PCC223BGCT-ND	.14	.004
C3,C4	68uF	PCS1686CT-ND	27.06	.04
L1	22uH	M9753CT-ND	5.45	.20
Q1	PNP, 3A	FCX1151ACT-ND	1.05	.04
IC1	SW REG	LM78S40N-ND	4.50	.21
		TOTALS	\$49.75	0.67 SQ. IN



# MINI MIDI MONITOR — Part 1

by Robert Lang

## INTRODUCTION

If you use RS-232 or Musical Instrument Digital Interface (MIDI) data links, this project will give you a useful addition to your toolkit that has not been available in the past. MIDI data links are used to control musical synthesizers and other musical equipment from computers and are described in Source 1 (listed in the Sources sidebar).

**T**he MINI MIDI MONITOR (MMM) can accept RS-232 or MIDI data and display the data in hexadecimal or interpreted format. There is a MIDI option to filter out MIDI running status bytes. I have not been able to find such a dual purpose device available in the commercial world, so I decided to build one from scratch — and you can too!

The goals of this project are to build a device that will:

1. Decode MIDI serial data and display MIDI messages in plain English.
2. Do double duty as a high speed ASCII display.
3. Have IN and OUT connectors so it can sit invisibly and monitor data between any data source and sink.
4. Cost less than \$50.00 to build.
5. Have a large readout for those 1960 musicians who now wear bi-focals.
6. Run on a battery or five-volt power supply.

MMM recognizes many types of MIDI commands as shown in Table 1. An example of the interpreted MIDI output is given in Figure 1. The message displayed is a "note on" command on channel 1 for an octave 4 A# with a velocity of 64. The equivalent hexadecimal display is shown in Figure 2. With a simple change of the switch settings, you are ready to display ASCII data as in Figure 6.

## CHOOSING THE CHIPS

Initially, the project was to be built around the Microchip 16F84 peripheral interface controller (PIC), but when I started testing, I found that a 4MHz chip could not keep up with the 31,250 serial baud rate of MIDI data. I also decided to use interrupts to avoid data loss. I decided on the Microchip 16F873 running at 4MHz from Source 2. The chip was economical (\$7.00), had 4K of re-programmable program memory, was programmable in-circuit, and had a built-in serial port. A 16F873 chip, preprogrammed with the MINI MIDI MONITOR software, is available from Source 3.

The other big chip in the circuit is the Maxim 233 RS-232 interface chip which is available from

Source 5. This chip produces the  $\pm 12$  volts needed for an RS-232 circuit from a single +5 volt supply. The Maxim 233 is also nice because it does not require any large external capacitors.

The LCD display was a 20-character backlit LCD module with 1/2" high letters. The unit costs \$9.95 from Source 4 and comes with complete documentation. There appear to be many of these LCD modules using compatible controllers that accept parallel

input and have three control lines. Some of the compatible controllers are Samsung KS0066, Hitachi HD44780, and Sanyo LC7985NA.

## CIRCUITRY

As shown in Figure 3, the circuit receives two types of serial data: MIDI and RS-232. The MIDI input connector is a DIN-5 socket and the RS-232 connector is a DB-9 socket. The MIDI signal is routed

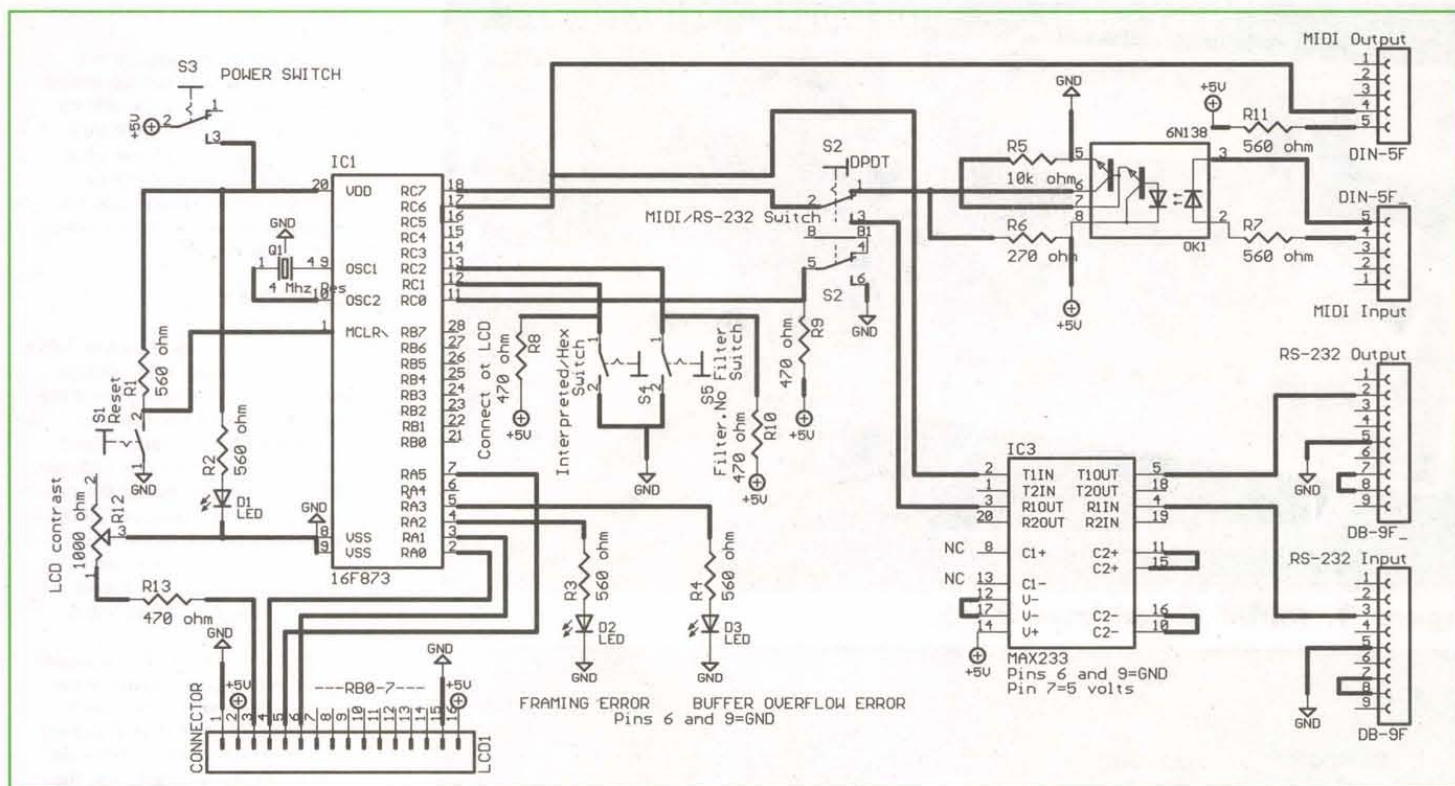


Figure 1. MINI MIDI MONITOR Display



Figure 2. MMM Hexadecimal Display





**Figure 3. MMM Schematic**

through a 6N139 optical isolator which converts it to 0-5 volts. The RS-232 signal is routed through the MAXIM 233 chip which converts it to 0-5 volts. Switch S2 selects MIDI or RS-232 serial input and connects the signal to the 16F873 serial input pin 18 (RC7). S2 also provides +5 volts to RC0 if MIDI is selected, and 0 volts if RS-232 is selected.

Switches S4 and S5 are used as user input switches. They apply +5 volts to 16F873 pins 12 (RC1) or 13 (RC2) if the input serial data is to be interpreted or MIDI active sensing status bytes are to be filtered out. Pins 4 (RA2) and 5 (RA3) are connected to FRAMING ERROR and BUFFER OVERFLOW ERROR red LEDs. Pin 1 on the 16F873 chip is connected to a red momentary contact switch, S1. Pressing this switch causes all errors to be cleared and the 16F873 program to be restarted.

Pin 17 (RC6) passes the data received on pin 18 on through to the MIDI and RS-232 output circuits. S3 is the main power switch and D1 is a red power indicator LED. Power comes from a 6.5 volt AC wall wart and is converted to 5 volts DC. Q1 is a 4MHz ceramic oscillator.

The main outputs of the 16F873 chip are the eight bits of the B port (pins 21-28) which pass data back and forth to the LCD. There are also three control lines used

with the LCD. Pin 2 (RA0) is the command/data control line. If the line is low, then the information on RB0-7 is interpreted as an LCD command (like ERASE). If it is high, the information on RB0-7 is interpreted as data (like a character to display). Pin 3 (RA1) is the enable line which must be pulsed to have the LCD accept or return data on RB0-7. Finally Pin 7 (RA5) controls the data direction of the LCD display. If Pin 7 is high, then data is read from the LCD (like the BUSY bit). If Pin 7 is low, then the data is sent to the LCD.

### BUILDING THE CASE

A very nice little case can be constructed for about \$1.00 out of white styrene plastic. The material is available in hobby shops, but a much more economical source for

styrene plastic is a local sign shop. They carry a white styrene sign-making plastic which is 0.06" thick. About a square foot is needed for the case. The dimensions of the case are 7-1/2" wide, 2-1/2" tall, and 2-1/2" deep.

The pieces were cut out of the plastic. Note that there is a 1-1/8" x 6-1/2" window in the front panel for the LCD readout. The pieces were cut from the sheet by first scoring with an Xacto® knife and then snapping along the line.

PART	DESCRIPTION	SOURCE
IC1	16F873 8-bit CMOS FLASH microcontroller	2
	Preprogrammed 16F873	3
Q1	4MHz ceramic oscillator	2
IC2	6N138 high-speed optical isolator	5
IC3	MAX233 RS-232 interface chip	5
R8,9,10,13	Resistor network 470 ohm	5
R12	1000 ohm trimmer potentiometer	5
R5	10k ohm 1/4 watt resistor	5
R1,2,3,4,7,11	560 ohm 1/4 watt resistors	5
R6	270 ohm 1/4 watt resistor	5
S1	Momentary contact push-button switch	5
S2	DPDT switch	5
S3,4,5	SPST switches	5
D1,2,3	5-volt red LEDs	5
LCD1	20 character LCD module with 1/2" high characters	4
MISC	Breadboard 6.5"x1.375", 630 points	5
	22 AWG solid wire	5
	2 DB-9 female connectors	5
	2 DIN-5 female connectors	5


**Table 2 — MINI MIDI MONITOR Parts List**

HEXADECIMAL	INTERPRETED
81 39 64	NOTE OFF CH#1 4A V64
92 3A 64	NOTE ON CH#2 4A# V64
91 39 00	NOTE ON CH#1 4A V00
Ax 12 34	UNKNOWN 1234
B4 07 25	CTRL CHG CH#4 25
CA 06	PATCH CHG CH#A 06
Dx 56	UNKNOWN 56
EF 00 7F	PITCHBEND 00 7F
FF 41 38	SYSTEM MESSAGE 4138

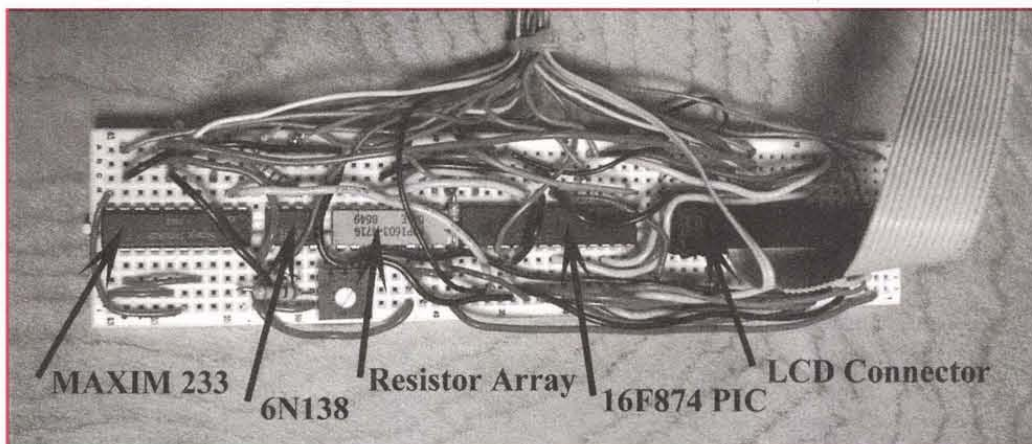
MEANING
Note-off on MIDI Channel #1 for forth octave A with velocity 64
Note-on on MIDI Channel #2 for forth octave A# with velocity 64
This is an alternate way to turn a note off by sending a Note-on with velocity of zero.
Poly key pressure is not implemented
A controller change for controller 7 to a value of 25. Controller 7 is the volume controller so this would set the volume for MIDI channel 4 to 25.
Instrument change on MIDI channel A (10) to 06. The general MIDI specification says that instrument 6 is a harpsichord so this command will switch the instrument on channel 10 to a harpsichord.
Overall key pressure is not implemented
Pitch bend on MIDI channel F (15) to a value of 7F00. This will cause a pitch bend on channel 15 of almost a full step upward.
Any command that begins with F is a system status message. The data bytes associated with the message, if any, are just displayed.
Note that FE, MIDI active sensing messages, can be filtered out.

**Table 1 — Examples of MIDI Hexadecimal and Interpreted Data**





**Figure 4. MMM Case from Back**



**Figure 5. Completed Circuit on Breadboard**

Holes can be drilled with a power drill or hand drill.

Actually, the plastic is soft enough that a hole can be drilled by just hand-twisting the drill bit into the plastic. Assembly was done using styrene plastic glue which forms a weld of plastic. Small bits of wood were used to reinforce the corners of the case as shown in Figure 4.

## ASSEMBLY

The parts list is shown in Table 2. I decided to use a 63 column solderless breadboard to build the unit. I did this for two reasons. First, the solderless breadboard would accommodate any changes I decided to make during the prototyping process. Second, all the parts could be re-used in the future. The connections were made on the solderless breadboard as shown in Table 3 and Figure 3.

Begin by placing the integrated circuits and the resistor array on the breadboard. Then make connections to the 16-pin connector to the LCD module. Add connections to the switches and the LEDs. Then add connections to the DIN-5 MIDI and DB-9 RS-232 sockets. Finally, add the power connections. The completed circuit on the breadboard is shown in Figure 5.

## TESTING

Note that when you turn on the MMM, only the D1 power LED and LCD backlight come on. That is because the 16F873 has not yet been programmed. The programming of the 16F83 is covered in Part 2 of this article. Once the 16F873 is programmed, you can begin your testing. It is best to make sure everything is working before placing the breadboard in the case.

When the power is turned on, the power LED should light. Then the FRAMING ERROR and

## Test Equipment From \$99.00



ATC modules provide for affordable pc based testing DSO, DVM, Spectrum Analyzer, Data Logging O-Scope I and O-Scope II Single and dual channels Serial a protocol analyzer software package DFA 5 low cost differential amplifier

Standalone digital oscilloscopes from HiRel and TPI

Pico Technology LTD leads in low cost pc based modules for test and data logging. Units to 100MSPS. 8 to 16 bits, 1 to 22 channels. Environmental monitoring. Science education with DRDAQ. Pricing from \$99

### Allison Technology Corporation

2006 Finney Vallet Rd. Rosenberg, TX 77471

PH: 800-980-9806 or 281-239-8500, FAX 281-239-8006

http://www.atcweb.com atc@atcweb.com

## BIG POWER LOW COST



Dominoes are rugged, miniature encapsulated controllers that combine lots of analog and digital I/O with a fast control-oriented floating-point BASIC to provide a one-stop computation and control solution for cost-sensitive control tasks. Used stand alone or connected via RS-232/RS-485, Dominoes are true plug-and-go control.

### Domino 1 features:

- Full floating-point ROMed BASIC
- 32-KB SRAM and 32-KB EEPROM
- 12 bits of parallel I/O
- 2 PWM outputs
- I<sup>2</sup>C bus
- 2-channel 12-bit ADC
- Serial port: 19.2-kbps RS-232A, RS-422, or RS-485
- +5 V @ 15 mA

### Domino 2 has:

- everything in Domino 1 plus
- 16 more bits of high-current parallel I/O
- Hardware clock/calendar
- Wide-range power operation
- Hardware PWM output

**\$99 to \$139**

Visit our Web site for complete datasheets

**www.micromint.com**

To Order Call: **1-800-635-3355**

**Micromint, Inc.**

740 Florida Central Pkwy., Longwood, FL 32750  
(407) 262-0066

## SOURCES

**Source 1** Advanced MIDI Users Guide by R. A. Penfold, PC Publishing, 1995  
[pcp@cix.compulink.co.uk](mailto:pcp@cix.compulink.co.uk)

**Source 2** Peter Anderson  
[www.phanderson.com](http://www.phanderson.com)

**Source 3** MIDIMON homepage  
[www2.netdoor.com/~rlang/mmm/mmm.htm](http://www2.netdoor.com/~rlang/mmm/mmm.htm)

**Source 4** Marlin P. Jones & Associates, Inc.  
See their ad on Page 4  
[www.mpja.com](http://www.mpja.com)

**Source 5** Jameco, Inc.  
[www.jameco.com](http://www.jameco.com)



**BUFFER OVERFLOW ERROR** LEDs should each light for one second. Next, the switch settings will be displayed in the LCD. First "MIDI" or "RS-232" will be displayed based on switch S2's setting. Next, "HEXADECIMAL" or "INTERPRETED" will display based on switch S4's setting. Next, "FILTER ON" or "FILTER OFF" will display based on switch S5's setting.

At this point, the switch settings are locked in and will not be read again until the RESET button is pressed. Finally, "MINI MIDI MONITOR OK" will be displayed as in Figure 6. When the screen is erased, the monitor is ready to receive and display data.

The unit was tested with RS-232 data being transmitted continuously at 19,200 baud. When the data was being displayed as interpreted data, a buffer overflow took place after about 2,500 characters. When the data was being displayed as hexadecimal, the overflow took place at about 800 characters.

Because MIDI data is not usually transmitted continuously, but is transmitted in bursts whenever a note must be played or a patch changed, I cannot give you anything but a general idea of performance. I connected the unit to a computer and played Mozart's Alla Turca, a rather quick-paced march, and there was no buffer overflow.

## TO ASSEMBLE OR NOT TO ASSEMBLE

With any project that involves a PIC, the builder must decide in which language to program. Assembly language has several benefits:

- **Price.** The MICROPIC assembly language is free.
- **Speed.** Assembly language programs are generally the fastest programs around.
- **Space.** Assembly language programs are often the smallest.
- **Capability.** You can do things in assembly which are difficult or impossible in high level languages (HLL).

Assembly language is the uncontested speed champion among programming languages. An expert assembly language programmer will almost always produce a faster program than an expert C programmer and certainly faster than an interpreted language like BASIC.

The Microchip 16F873 PIC has 4,096 words of program memory. Because of this limitation, the memory should be used efficiently. Assembly language programs are often less than one-half the size of comparable HLL programs.

Capability is another reason people resort to assembly language. High-level languages are



**Figure 6. Operational MMM Displaying Interpreted RS-232**

REGISTER/ BIT	INPUT OR OUTPUT	DESCRIPTION	PIC16F873 PIN	LCD MODULE PIN
A0	O	LCD MODE: 0=COMMAND, 1=DATA	2	4
A1	O	LCD ENABLE PULSE	3	6
A2	O	SERIAL FRAMING ERROR	4	LED2
A3	O	BUFFER OVERFLOW ERROR	5	LED3
A4	O	Open drain don't use		
A5	O	LCD READ/WRITE 0=WRITE, 1=READ	7	5
B0	O	Output to LCD	21	7
B1	O	Output to LCD	22	8
B2	O	Output to LCD	23	9
B3	O	Output to LCD	24	10
B4	O	Output to LCD	25	11
B5	O	Output to LCD	26	12
B6	O	Output to LCD	27	13
B7	I/O	Input/Output to LCD (LCD BUSY BIT)	28	14
C0	I	SERIAL MODE: 0=RS-232, 1=MIDI	11	½ SWITCH2 DPDT
C1	I	DISPLAY MODE: 0=HEX, 1=ASCII/ INTERPRETED	12	SWITCH4 SPST
C2	I	MIDI RUNNING STATUS FILTER: 0=NO, 1=YES	13	SWITCH5 SPST
C3	I	Unused	14	
C4	I	Unused	15	
C5	I	Unused	16	
C6	O	Serial Transmit	17	½ SWITCH2 DPDT
C7	I	Serial Receive	18	
MASTER RESET			1	SWITCH1 Momentary contact

**Table 3 – PIC 16F873 Data Connections**

designed to be independent of the particular machine architecture. As a result, they rarely take into account any special features of the machine, features which are available to assembly language programmers.

With assembly language, since it is so machine specific, you have access to the inner-most workings of the machine. One of the areas that cries out for assembly language is interrupt processing. Anything you can do on the machine you can do in assembly language. This is definitely not the case with most HLLs.

## CONCLUSION

The hardware has been constructed for the MINI MIDI MONITOR and I have decided to use assembly language to program the

Microchip 16F873. In the final part of the article, I will cover the writ-

ing of the program and how to program the 16F873. **NV**



**Mr. NiCd**

**MARCH 2001 SUPER SPECIALS!**

THE BEST BATTERIES  
IN AMERICA!

**Packs & Charger for YAESU FT-50R / 40R / 10R:**

FNB-40xh (S/NMH) 7.2v 650mAh \$41.95

FNB-47xh (N/MH) 7.2v 1800mAh \$49.95

FNB-41xh (S/NMH) 9.6v 1000mAh \$49.95

**For YAESU FT-51R / 41R / 11R:**

FNB-38 pack (SW) 9.6v 700mAh \$39.95

**For YAESU FT-530 / 416 / 816 / 76 / 26:**

FNB-26 pack (N/MH) 7.2v 1500mAh \$32.95

FNB-27s (S/NMH) 12.0v 1000mAh \$45.95

**For YAESU FT-411 / 470 / 73 / 33 / 23:**

FNB-11 pack (SW) 12.0v 600mAh \$24.95

FBA-10 6-Cell AA case \$14.95

**Packs for ALINCO DJ-580 / 582 / 180 radios:**

EBP-20ns pack 7.2v 1500mAh \$29.95

EBP-22nh pk. (SW) 12.0v 1000mAh \$36.95

EDH-11 6-Cell AA case \$14.95

**For ICOM IC-21A / T22-42A / W31-32A / T7A:**

BP-180xh pk. (N/MH) 7.2v 1000mAh \$39.95

BP-173 pack (SW) 9.6v 700mAh \$49.95

**For ICOM IC-W21A / 2GXA / V21AT (Black or Gray)**

BP-132s (S/NMH) 12.0v 1500mAh \$49.95

**For ICOM IC-2SAT / W2A / 3SAT / 4SAT etc:**

BP-83 pack 7.2v 600mAh \$23.95

**For ICOM 02AT etc & Radio Shack HTX-202 / 404:**

BP-8h pack 8.4v 1400mAh \$32.95

**For KENWOOD TH-79A / 42A / 22A:**

PB-202s pack (HTX-202) 7.2v 1400mAh \$29.95

**For KENWOOD TH-78 / 48 / 28 / 27:**

PB-32xh pack (N/MH) 6.0v 1000mAh \$29.95

PB-34xh pack (S/NMH) 9.6v 1000mAh \$39.95

**For KENWOOD TH-77, 75, 55, 46, 45, 26, 25:**

PB-13 (original size) 7.2v 700mAh \$26.95

PB-6x (N/MH, w/zip plug) 7.2v 1200mAh \$34.95

Mail, phone, & Fax orders welcome! Pay with Mastercard / VISA / DISCOVER / American Express

**Call 608-831-3443 / Fax 608-831-1082**


**Mr. NiCd - E. H. Yost & Company**  
2211-D Parview Road, Middleton, WI 53562

**CALL OR WRITE FOR OUR FREE CATALOG!**  
Cellular / Laptop / Videocam / Commercial & Aviation packs too!

E-mail: ehyst@midplains.net



## 2.4 GHz Wireless Transmitter & Receiver



**\$89-\$159**  
per pair

- Microwave 2.3 GHz to 2.5 GHz
- **NEW!!** 8 Channel Version
- Audio, Video (NTSC + PAL)
- Frequency Development Kit Available

### MATCO

OEM Sales 630-350-0299  
General Sales 847-605-1020  
www.matco.com

## SMART CARDS

Complete system! Program your own smart card applications in easy to use BASIC!



- Security Systems
- Time Cards
- Emulation
- Access Control - Home, Auto
- Robotics Programming
- DATA Security

Tool Kit comes complete with:

- SmartCard Programmer
- Developer Software Package
- User Manual in printed form
- 3 Blank Smart Cards

Complete system for only \$79.95

Mention this ad in Nuts & Volts and get 10% off!

We accept

VISA • MasterCard • American Express

To Order Call 1-800-773-6698 Worldwyde.Com,  
33523 Eight Mile Rd #A3-261, Livonia, MI 48152  
Visit us online <http://www.worldwyde.com>

## SCB2000 Controllers



From \$29 each, all come with keypad port, LCD port, serial port, interrupts, real-time clock, sleep mode, and digital I/O. From 8bit, 5MHz to 32bit 25MHz, from 4k to 32k EEPROM, up to 1M RAM, 1M EPROM, 1M Flash, 8 analog inputs. Some models include watchdog timer, more low power modes, 2nd serial port, and VAST network for easy peripheral expansion. Powerful, full-featured Vesta Basic & IDE make our SBCs easy to program. Animated remote debug allows you to write perfect code faster. Some also programmable in C and Assembly. Dev kits starting at \$144 include software, dev cable, power pack, LCD & cable, and manual. Volume discounts at 10 and 100 units, configuration options and prototyping services available. Perfect for OEM applications.  
PH: (303) 422-8088 - FX: (303) 422-9800  
www.vestatech.com

## WANTED

COPYCATS  
For Motorola 95xx  
Or other cellular phone  
ESN source code

For use outside of the USA

**1-800-668-3699**

Ask for Andy  
andy@mobile.ca

## Got Dial Tone?

Telecom Hardware/Software Developers  
STOP using your phone lines to test and demonstrate your telecom devices. Our affordable telephone line simulators offer authentic USA dial tone, busy signals and ringing. Supports high speed analog modems too!



- RING-IN TELCO SIMULATOR
- Caller-ID
- LED display
- Audio Output Jack
- Real 20Hz Ring
- \$325 (\$169.95 kit avail)

PARTY-LINE TELCO SIMULATOR

- Six Extensions
- Caller-ID
- Distinctive Ringing
- CPC Disconnect
- \$425 (\$199.95 kit avail)



Digital Products  
COMPANY

134 Windstar Circle  
Folsom, CA 95630 USA  
Tel: 916-985-7219  
Fax: 916-985-8460

<http://www.digitalproductsco.com>

## 8 hr. 22 min. DIGITAL VOICE RECORDING TIME



LCD displays recording time made, remaining time left, other operating functions • Battery capacity left • Voice operating Record ON/OFF • Built-in Microphone and Speaker • External Microphone and Earphone Jack • Recording monitored with earphone • Select four files for Recorded Messages • Digital files can be stored in computer • Telephone Recording • Accessories included: Telephone Adapter, Earphone, External Microphone, Line-out Cable, Batteries, Voice Manager CD


SIZE: 4 x 1-7/16 x 9/16 in. (10.2 x 3.6 x 1.4 cm)  
PRICE: \$225.00 + \$6.00 S&H

### SHEFFIELD ELECTRONICS

P.O. Box 377940 • Chicago, IL 60637  
www.covertbug.com • Tel.: 773-324-2196  
E-Mail: [Sheffield@covertbug.com](mailto:Sheffield@covertbug.com)

## AFFORDABLE CNC MACHINES

Simple to Use



Run From Any Version of Windows®

Automated Machine Tools to Produce

- Panels
- PCB Prototypes
- Chassis/Housings
- Any 3D Part

### FLASHCUT CNC™

1263 El Camino Real, Menlo Park, CA 94025  
4949 St. Elmo Avenue, Bethesda, MD 20814  
Tel 888-883-5274 Fax 650-853-1405

[www.flashcutcnc.com](http://www.flashcutcnc.com)

## Press-n-Peel Transfer Film PC Boards in Minutes

8.5" x 11" Shts.  
• Or Photocopy  
• Use standard household iron

1. LaserPrint\*
2. Press On\*\*
3. Peel Off
4. Etch



Use Standard Copper Clad Board  
20 Shts \$30/ 40 Shts \$50/ 100 Shts \$100  
Visa/MC/PO/CK/MO \$4 S&H/Foreign Add \$7

Techniks Inc.  
P.O. Box 463, Ringoes NJ 08551  
ph. 908.788.8249 fax 908.788.8837  
www.techniks.com  
Visit Our E-Store On-Line!

## CUSTOM PLASTIC PARTS

- MODELS (WOOD AND RESIN) TO EVALUATE YOUR PARTS BEFORE YOU COMMIT TO MANUFACTURE A MOLD.
- MOLD DESIGN AND BUILDING.



- PRODUCTION OF INJECTION MOLDED PARTS. NO ORDER TOO SMALL OR TOO BIG.
- VERY COMPETITIVE ON HIGH LABOR PARTS.

We can also inject your parts on manual low pressure machines for very small runs or prototypes of parts up to 2 oz. At surprisingly low price.

USA Office: V&V Mach. And Equip. Inc.  
Tel. (281) 397-8101, Fax. (281) 397-6220.  
Please send blue prints or samples to:  
Marketing Tech. S.A. Alamo 93, 4 Piso Sta. Monica, Tlal. Edo. De Mexico 54040 Tel. 011 (525) 361-3351, Fax. 011 (525) 361-5996. ATTN: VICTOR M. MENDOZA.  
PLEASE VISIT OUR WEBSITE  
[WWW.VANDVMACHY.COM](http://WWW.VANDVMACHY.COM)

## New!

### ActiveWire™USB Simple USB Interface



- Internet Browser Script-able
- 24 MHz CPU core with USB
- Firmware downloadable via USB
- 16 bit parallel I/O
- Expandable add-on boards
- New firmware and scripts available from website

**\$59** plus shipping  
ActiveWire, Inc.

[www.activewireinc.com](http://www.activewireinc.com)  
ph(650) 493-8700 fx(650) 493-2200

## QUALITY KITS

### #1 Source for Electronic Kits

Great selection of Hi-Fi AUDIO Kits, PSUs, Transmitters, Oscilloscopes, PIC Programmers, and much more.

Toll Free Order Line:

**1-888-464-5487**

Secure On-Line Ordering

[www.qkits.com](http://www.qkits.com)

Call 613-544-6333 for free catalog

North American Kit Distributor

49 McMichael St., Kingston, ON  
K7M 1M8, CANADA

## RS485/422/232/TTL



- ASC24T \$45
- Converters
- Repeaters
- Fiber Optics
- Digital I/O
- Multidrop RS232
- Custom Units
- Auto TX Enable

### Extensive Interface Product Line

RS232 "Extension Cords"  
Up to 115.2 Kbps, 4000 ft.++  
Large Multidrop Networks.  
Isolated Units. Smart Units.  
Remote Relay "Extension Cords"  
Call the RS485 Wizards at:  
**(513) 874-4796**

**RES R.E.Smith**  
[www.rs485.com](http://www.rs485.com)

## Fast / Economical / Easy CIRCUIT BOARDS

As-Low-As **\$8000** Per Lot



- Next Day Delivery
- 2-Sided, plated thru
- Order over the Internet.

For Complete Details and Instructions Log on:

[www.pcbexpress.com](http://www.pcbexpress.com)



13626 South Freman Rd., Mulino, OR 97042  
(503) 829-9108 Fax (503) 829-5482

## Consumertronics



P.O. Box 23097  
ABQ, NM 87192  
505-321-1034 505-321-1033  
FREE ONLINE CATALOG

[www.tsc-global.com](http://www.tsc-global.com)

**Hi-Tech Survival:** Books, Software, SPECIAL PROJECTS on Electronics, Computers, Internet, Phones, Energy, Security, Financial, Medical, Cars, Jobs, Physical Survival, Improvised Hacking, Unexplained Phenomena. In business 25+ years!  
Hardcopy Catalog: \$3 US/Canada, else \$7

## Cable TV Remotes Blow-Out Sale

We carry all models

10pc.	50pc.	100pc.
\$3.75	\$3.50	\$3.25
300pc.	500pc.	1kpc.
\$3.00	\$2.75	\$2.50

### Rebellion-3 125ch. Converter

12pc.	50pc.	100pc.
\$50.00	\$48.00	\$46.00

Globaltech 1-(800)-582-5116

View Our On-Line Display Catalog at:  
[www.globaltechdistributors.com](http://www.globaltechdistributors.com)

## NEW Easy-PC For Windows

Schematic & PCB Layout CAD



- True Windows interface
- Integrated Autoplace
- Multi-level Undo & Redo
- True Windows 32 bit application
- Schematic and PCB Design as standard
- Intelligent Cut, Copy and Paste - internal & external
- Forward design changes - Schematic to PCB
- Integrated Shape based AutoRouter (Optional Extra)
- Shape based copper pour and split power planes
- And now version 4.0 with many new features!!

Call Ohio Automation (740) 596 1023  
[www.numberone.com](http://www.numberone.com)



## PCB EXPRESS, INC.

### \*PROTOTYPE TO PRODUCTION\*

S/SIDED: 5-days, 10 Pcs.	\$275.00
D/SIDED: 5-days, 5 Pcs.	\$300.00
D/SIDED: 5-days, 10 Pcs.	\$350.00
4-LAYERS: 5-days, 5 Pcs.	\$750.00
4-LAYERS: 7-days, 10 Pcs.	\$850.00
6-LAYERS: 5-days, 5 Pcs.	\$950.00
6-LAYERS: 7-days, 10 Pcs.	\$1,175.00
(Up to 30 sq. inch each, includes Tooling)	

**\*SERVICES\*** — UL Approved  
SMOBC, LP1 mask & Legend  
Photoplotting, Electrical Testing  
Thru hole/SMT, Gold/Nickel Plating  
Routing and Scored Panel, Instant Quotes

PH: (888) 427-2920, Fax (847) 427-1949  
E-Mail: cir1920@aol.com

**LOWEST COST & FAST DELIVERY**

## VIDEO PRODUCTS



CNL-100 \$49 BX-120-P \$59 SX-800 \$79

- 430 TV Lines Resolution
- 9-14 VDC Operation
- Infrared Sensitive
- SX-800 has Audio Output
- A-300 Camera Enclosure also available

### MATCO, INC.

Schaumburg, IL  
1-800-719-9605 • 1-847-619-0852 FAX  
E-Mail — info@matco.com  
Website — www.matco.com

## IC PROGRAMMERS

ADVANTECH EETOOLS NEEDHAM DATA 10 BP MICRO  
XELTEK SYSTEM GENERAL ICE TECHNOLOGY CHROMA

1295 Advantech Labtool-48  
895 Needham EMP-30  
869 EETOOL Topmax  
650 Xeltek SuperPro III  
629 ICE Tech Micromaster LV  
469 Xeltek SuperPro F  
419 Needham EMP-20  
419 EETOOL Magamax  
379 Xeltek SuperPro LX  
299 EETOOL ChipMax  
279 Xeltek Rommaster II  
209 Needham EMP-10



Gang Programmers 4 TO 8 Sockets

CALL Advantech Labtool-848 8XGang

1085 EETOOL TopMax W/8XGang

689 Needham SA-20 8X Gang

529 EETOOL MegaMax 4G 4XGang

209 Needham EMP-10

Order Only Toll Free 800-760-3820

**General Device Instruments**

Sales 916-393-1655 Fax 916-392-4949

Order Only Toll Free 800-760-3820

**WWW.GENERALDEVICE.COM**

**WWW.LABTOOL.COM**

WE  
CARRY  
THE BEST  
SELECTION  
IN THE  
WORLD!

LAB100L-48  
LAB100L-848

## ANIMATED

### Electroluminescence (EL) Experimenters Kit!

Create your own animated lighting effects with Miller Engineering's animated EL experimenters kit comes with a pre-programmed ready to run circuit board with 32 different chase patterns, one multilead EL lamp (EL lamp size: 1.7" x 3.7"), set of color overlays and a complete instruction manual. EL lamps are paper thin and produce almost no heat.

\$29.95 Plus \$3.00 S&H

Miller Engineering, P.O. Box 282,  
New Canaan, CT 06840-0282  
Tel. (203) 595-0619 Fax (203) 322-6116  
www.microstro.com/exp.html  
Visa/MC accepted, personal checks must clear first

## FREE SAMPLE COPY!

### ANTIQUE RADIO CLASSIFIED

Antique Radio's Leading  
Monthly Magazine

Articles — Classifieds — Ads for Parts & Services. Also: Ham Equip. — Books — Telegraph — 40's, 50's & 60's Radios — Early TV — Auction Reports & more...

1-Year: \$39.49 (\$57.95 by 1st Class)  
6-Month Trial — \$19.95. Foreign — Write.

A.R.C., P.O. Box 802-G23

Carlisle, MA 01741

Call: 978-371-0512 — Fax: 978-371-7129

Web: www.antiqueradio.com

## SINGLE SIDED PCBS

9¢

\* 9¢ PER SQUIN, \$100 SET UP,  
SMOBC, ONE OUNCE COPPER,  
PC 75, 1/16", ONE SOLDER MASK  
AND ONE SILK SCREEN.  
PHOTOPLOT \$50.

## DOUBLE SIDED PCBS

14¢

\* 14¢ PER SQUIN, \$150 SET UP,  
PTH, ONE OUNCE COPPER,  
FR4 1/16", TWO SOLDER MASK  
AND ONE SILK SCREEN.  
PHOTOPLOT \$75.

### LOWEST PRICE IN THE INDUSTRY FOR PROTOTYPES DELIVERED IN 5 WORKING DAYS.

PLEASE VISIT OUR WEB SITE FOR MORE INFORMATION AND  
OTHER PRICE EXCEPTIONS WWW.VANDVMACHY.COM

\* THESE PRICES APPLY ONLY  
TO RECTANGULAR PCB'S  
3/4 WEEK DELIVERY

### V&V MACHY & EQUIP. INC.

V&V MACHY AND EQUIP. INC. (HOUSTON TX. OFFICE) PH. (281) 397 8101 FAX (281) 397 6220  
MARKETING TECH. S.A. (MEXICO PLANT) PH. 011 525 3613351, FAX 011 525 3615996

## ASSEMBLY & ENGINEERING

### Producible designs since 1970 Contract Engineering

Embedded Microprocessors  
PCB Layout and Packaging Design  
Analog Including RF to 1 GHz  
Instrumentation  
A/D and D/A

### Contract Assembly

High-Speed Fuji Surface Mount  
Through hole  
Turn-key or Kit  
Run sizes one through thousands  
Test and burn-in available

Bilocon Corp.  
800-736-5927  
425-353-2276  
www.bilocon.com

**Stereo Microscopes**  
Surface mount Assy. & inspection.  
All sizes of PC boards & instruments  
Photo & Video adapters for many.  
New with 5 year warranty.  
Catalog available.



Seabird Technical Ph 650/ 367-8320  
3580 Haven Avenue  
Redwood City, CA 94063  
Jlittle@netwizards.net

## CONTROL • MEASURE • INPUT

### MODEL 40—\$109

- RS-232 interface
- 28 lines digital I/O
- Eight analog inputs
- PWM output
- Three stepper ports



### MODEL 100—\$279

- 12-bit 100KHz A/D • Four analog outputs
- Three timer counters • 24 digital I/O



### PRAIRIE DIGITAL, INC.

920 SEVENTEENTH ST., INDUSTRIAL PARK  
PRAIRIE DU SAC, IL 61358  
TEL: (608) 643-8599 • FAX: (608) 643-6754

## SECURETEK

DIRECT FROM MANUFACTURER  
"WE WILL BEAT ANY COMPETITOR'S PRICE"

WORLD SMALLEST  
WIRELESS VIDEO CAMERA  
(BLACK & WHITE OR COLOR)  
TRANSMITS VIDEO UP TO 1000FT.

WE ALSO CARRY:  
• COVERT VIDEO CAMERAS  
• COVERT-SURVEILLANCE PRODUCTS  
• CUSTOM MADE  
VIDEO SYSTEMS  
• IN HOUSE  
ENGINEERING DEPT.

DISTRIBUTOR  
PROGRAM  
AVAILABLE

CALL FOR CATALOG:  
SECURETEK  
7152 S.W. 47TH ST.  
MIAMI, FL 33155  
TEL 305.667.4346  
FAX 305.667.1744  
www.securetek.net

## CABLE CONVERTS

TV86/3 86/CH TV86/3V/A  
TRIVISON 550/3 \$37.95

VIEW MASTER 2600

125 CHANNEL UNITS

TRI 860/3 10 LOT \$49.95

TRI 860/3V/A 10 LOT \$59.95

V/MASTER 3800/3V/A

FOSS WAREHOUSE DIS  
289 SCHENCK ST  
N TONAWANDA NY 14120

800-473-0506

800-488-0525 FAX

716-694-6400 716-693-4322 FAX


E/M FOSS@BUFFNET.NET

WEB PAGE: WWW.FOSSW.COM

NO DISCRAMBERS ONLY CABLE CONVERTS

## PLC's cost too much?

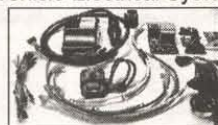
Try a Stamp Powered Industrial  
Controller w/ 8 inputs & outputs  
Use Standard Industrial Sensors  
Proximity Sensors, Hall effect,  
Switches, Open Collectors Opto-  
switches, etc....Opto Coupled  
Inputs w/ Open Collector Outputs



For More Information E-mail:  
ronaldsa@earthlink.net

## Electric Vehicle Electrical System

### EVS-1



A complete electrical system that makes it easier to build your own electric bike, scooter, etc. Wiring, connectors and harnesses provided pre-wired. Includes everything you need to get your EV up and running except the batteries and motor(s). Can also be used to upgrade an existing electric vehicle from a 12 to 24 volt system.

The system includes a 24V motor controller rated at 20A continuous & 80 amps peak, thumb control throttle, wiring harnesses, front circuit boards with LED bar graph, readout of voltage levels and current usage, horn, 24 to 12 volt power converter for accessories and radio-controlled security system.

The complete system, with all parts connected together and documentation detailing the connections is \$100.

For more information, contact: Diverse Electronic Services  
1202 Gemini St. Nanticoke, PA 18634 570-735-5053  
Orders only 1-888-314-6998 E-MAIL:  
carlk3@bigfoot.com WEB: http://divelc.tripod.com

## Smart

### Battery Charger

New &  
Improved



**FOR GEL-CELL OR LEAD ACID BATTERIES**  
Features: Precision temperature tracking voltage reference & three mode charging sequence. Standard kit is for 12V at 1/2 or 1 Amp, user selectable. Can be connected to the battery indefinitely, will not overcharge. Weighs 2 pounds and measures 4"Wx5-1/2"Dx2-1/2"H. Finished enclosure included in kit. Complete Kit Only .....\$59.95  
Assembled & Tested .....\$79.95  
CA Residents add 7.50% sales tax. S&H: \$6.50 (insured). Foreign orders add 20%.

MasterCard

A&A Engineering

VISA

2521 W. La Palma #K • Anaheim, CA 92801  
(714) 952-2114 • FAX: (714) 952-3280  
e-mail: aaengrsta@aol.com





800-255-5545  
Fax: 520-344-8847

#### DC Adj. Power Supplies

.....\$50 & up

UPS, 250va to 3 kva, functional and nonfunctional .....email for list  
APC400 .....\$50  
APC450 .....\$65

**Power Conditioners, Oneac, TLC, Teal, Sola, various sizes** .....email for list  
**BMI, Dranetz, and RPM**

Power Quality Monitors .....\$500 & up

**www.powerqualityinc.com**

Email: info@powerquality.org

#### BASIC Stamp™ Prototyping Made Easy...



Stamp Stacks™ mount on any breadboard or can stand alone. 100% Stamp compatible. Robust, Repairable, Inexpensive

See our new Econo LCD™ serial LCD interface board

Pic Compilers/Programmers/Protoboard Serial LCDs  
IR Ranging Sensors/Schematic/PCB Software

HVW Technologies Inc.

Tel: (403)730-8603  
Fax: (403)730-8903

VISA/MC  
www.HVWTech.com

#### ATTENTION: NEED URGENTLY COMPONENTS!

Call TEL: (818) 705-1880

FAX: (818) 705-1881

Below Part #s are only a few examples

MC68HC705C8A EPROM

PIC16C56 2732

PIC16C622, ETC. 27C64

GAL 22V10 27C512

GAL 16V8, ETC. 27C040 ETC.

FLASH EPROM

29F010

29F040

28F080

28F016 ETC.

STATIC RAM

6116-6264

62256-62512, ETC

PROCESSORS

8151-8749-87C51

8255, ETC

**SINACO ELECTRONICS**

SPECIALIZING IN HARD-TO-FIND PRODUCTS

#### Lone Star Consulting, Inc.

8900 Viscount, Suite 235  
El Paso, TX 79925  
915-474-0334

**www.lonestartek.net**

#### SPECIAL PROJECTS HARDWARE

Wild - Weird - Wacky - Wonderful Hardware  
Electronic - Computer - Phone - Energy - Security - Data  
Cars - RF - EM - Audio - Radionics - "Psychic" - Plans - more!

#### TECHNICAL "LIFE COACHING"

The Answer Team for Many Tech Problems  
Tech Decisions - How to do Stuff - Hard-to-find Info/Stuff

#### WEBSITE DESIGN SERVICES

eCommerce/Personal - English/Spanish

#### ELECTRONIC KITS

Amplifiers, Broadcasting, Fiber Optics,  
Radio, Security, Test Equipment,  
Voice Changers

Great Prices!  
School Discounts!! Monthly Specials!!

www.j-tron.com

**CALL J-Tron**  
**1-888-595-8766**

P.O. Box 378  
Elmwood Park, NJ 07407

Enter our online meter contest!!  
We also carry semiconductors, meters,  
CAD software.

#### CodeDesigner™

Advanced PIC Micro IDE for Windows  
Now it's never been easier to write BASIC programs for Microchip's PICmicros. CodeDesigner's advanced IDE lets you compile your BASIC source code and program your PICmicro in one easy step!



CodeDesigner w/ PicBasic Pro Compiler \$289.95  
CodeDesigner w/ Basic Micro Pro Compiler \$199.95  
CodeDesigner Basic Stamp Edition \$59.95

VISA - Master Card - American Express - Discover  
1-888-820-9570 or 775-887-1538 CSMicro Systems  
http://www.codedesigner.com

#### PC BOARD SERVICES

PCB Design Layout

Thru Hole

SMT

Multilayer

PCB FABRICATION

In-house Prototypes

Single and Double Side

Plate Thru Hole

ASSEMBLY

Thru Hole

Small Project Specialists

Serving Engineers and Hobbyists  
for 16 Years

**MIDLAND TECHNOLOGIES**

800-726-8871 Voice

406-586-0300 FAX

#### FREE CATALOG

DON'T KNOW RNJ?  
GET TO KNOW US!



**CALL FOR YOUR FREE CATALOG**  
**1-800-645-5833**

#### NEW! SERIAL LED MODULE



- ✓ Bright attractive highly visible display - super efficient
- ✓ Compatible size, mounting with LCD 2x16 display
- ✓ 4 digits (0.56" tall) plus decimal points
- ✓ Customization available
- ✓ Serial RS-232 and PC interface
- ✓ 80mm wide x 38mm high (3.15" x 1.47")
- ✓ Low power - less than an LCD display with backlight
- ✓ Reasonably priced - \$29 in 100's \$43 each in singles
- ✓ Order a few today for your next project

http://www.Trexon.com

email: speff@trexon.com

Trexon Inc. 905-271-4477 Fax: 905-271-9838

se habla Español

#### BLOW-OUT SALE SPECIAL

CBTV Remote: 10+ 100+ 1000+  
We carry all models: \$3.95 3.75 3.50

Parts & IC:	25+	100+	1000+
PIC16C56A	\$1.75	1.65	1.45
PIC16C56RC/P	1.95	1.85	1.75
PIC16C622	3.15	2.95	2.65
40-pin MC68H705	4.95	4.75	4.50
2764 E-PROM	.85¢	.75	.65
4MHz Resonator			
(3-pin)	.35	.29	.15
Saw Filter Crystal			
106, 108, 97	2.15	1.95	1.75

Tel: 405-616-0100

Fax: 405-616-0212

Lowest Cost & Fast Delivery



#### TOGGLE SWITCH SUPERMARKET WHOLESALE PRICES

**FERTIK'S**

5249 "D" ST., PHILA., PA 19120

LARGE VARIETY • FREE LIST

PH/FAX **215-455-2121**

solutions, which dramatically slow down high-performance networks, the VHB-2000 protects high-speed infrastructures without compromising performance.

Once installed on the Internet backbone, the VHB-2000 simply reroutes DoS or DDos attacks away from any lower-speed links to enterprises or individual users downstream. After the VHB-2000 detects the anomalies, the appliance instantly shunts it to an auxiliary network or a secure database, known as a "honey-pot," where the data can be examined in more detail to determine the source of the attempted intrusion.

Meanwhile, service continues to all local area networks or web sites connected to the affected Internet pipeline. "End-users or an ISP's customers most likely will never even know their Internet connection was under attack," said Dave Steinman, VHB's director of ISP and federal sales.

The VHB-2000 uses the company's patent-pending VIPRE™ NPU technology (architected to run at 2.5 Gbps) that extracts detailed network traffic information from all seven layers of the OSI stack, allowing for very deep (512 bytes) content searches. Existing solutions, such as ASIC-based Layer 3, 4, or 7 content-aware devices, are not capable of this level of deep content intelligence. NV

CONTINUED FROM PAGE 13

www.telecruz.com.

#### VHB TECHNOLOGIES STOPS HACKERS COLD - CONTENT-INTELLIGENT APPLIANCE KEEPS ATTACKS FROM CLOGGING NETWORK

When hackers launch Denial-of-Service (DoS) or Distributed-Denial-of-Service (DDoS) attacks over the Internet, VHB Technologies, Inc. (www.vhbtech.com), halts the onslaught at the wide area network (WAN) level before it clogs local customers'

networks, preventing service disruption.

"Current approaches of constructing a defense system at the customer's site are absolutely useless if the hacker has already flooded the customer's Internet link," said Garry L. Hemphill, VHB's CEO, chairman of the board, and co-founder.

"Once the Internet WAN link is clogged, it doesn't matter what kind of security software or hardware has been installed locally, because Internet service already has been disrupted. The hackers have won."

Such was the case recently at

Microsoft Corp. as reported by the press. According to Hemphill, an analysis of those DoS attacks showed hackers were able to flood Microsoft's front door routers at the company's DNS location, causing loss of Internet service to Microsoft's customers.

VHB has the answer for Internet Service Providers (ISPs) like Microsoft. It is a content intelligent appliance called the VHB-2000™ that can be installed on the Internet backbone because it is capable of filtering data, voice, and video at extremely high speeds. Unlike current security and data management



# USING VOLTAGE REFERENCE AND TEMPERATURE SENSOR ICs (Part 3)

by Ray Marston

Ray Marston shows — in this final installment of a three-part series — how to use a further selection of popular 'temperature sensor' ICs.

The first two articles of this three-part mini-series presented practical 'application' information on popular voltage reference ICs, current source ICs, and on three popular temperature sensor ICs manufactured by National Semiconductor. This month's concluding episode gives practical usage information on four popular and widely available temperature sensor ICs manufactured by TelCom Semiconductor.

## Miscellaneous Temperature Sensor ICs

Several companies other than National Semiconductor manufacture popular types of temperature sensor ICs. The best known of these is TelCom Semiconductor, who produce four very popular ranges of such devices.

Two of these devices — the TC02 and the TC03 — are precision temperature-to-voltage converter ICs that generate a linearized output voltage that is proportional to the IC's temperature and has a slope of 10mV/°C.

The other two devices — the TC07 and the TC622 — act as pre-settable thermal switches with complementary logic-type outputs that change state when the IC's temperature goes above or below preset limits, which can be accurately set via one or two external resistors.

The rest of this article presents practical usage information on these four devices.

## The TC02 and TC03 (TelCom Semiconductor)

The TC02 and TC03 are precision temperature-to-voltage converter ICs that generate a linearized output voltage that is proportional to the IC's temperature and has a slope of 10mV/°C. Figure 1 lists the basic operating parameter details of the two devices.

The TC02 IC is specifically designed for use with a simple single-ended DC supply with an output voltage in the range 3V to 12V, and acts as a precision converter over the -20°C to +125°C temperature range. Its output voltage equals (10mV x °C) + 500mV, and is thus 300mV at -20°C, 750mV at +25°C, and +1500mV at +100°C. Figure 2 shows the basic application circuit of the TC02 IC.

The TC03 IC is specifically designed to generate an output voltage that is directly proportional to temperature at a rate of 10mV per °C, over the -20°C to +100°C temperature range; its output voltage is thus 200mV at -20°C, 250mV at +25°C, and +1000mV at +100°C. Figure 3 shows the IC's basic application circuits. If the IC is to be used only at temperatures within the range 0°C to +100°C, the simple single-ended circuit of Figure 3(a) can

Parameter	TC02	TC03
Supply voltage range	3.0V to 12V	2.2V to 12V
Supply current (typ.)	40µA	40µA
Output source current (max.)	1mA	1mA
Thermal range	-20°C to +125°C	-20°C to +100°C
O/P voltage at -20°C	+300mV	-200mV
O/P voltage at +25°C	+750mV	+250mV
O/P voltage at +100°C	+1500mV	+1000mV
Non-linearity	±0.8°C	±0.8°C
Average O/P slope	10mV/°C	10mV/°C

Figure 1. Basic operating parameter values of the TC02 and TC03 temperature sensor ICs.




Figure 2. Basic TC02 application circuit.

be used, but if it is to be used at temperatures down to 20°C, the dual-supply circuit of Figure 3(b) must be used. In the latter case, the negative supply rail

(V-) needs a value of at least -1.5V, and bias resistor R1 needs a value (in kilohms) of 20 x the V- value, e.g., 30k at a V- value of -1.5V, or 90k at -4.5V.

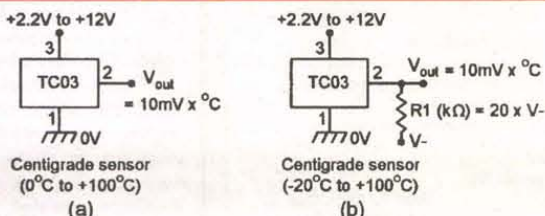
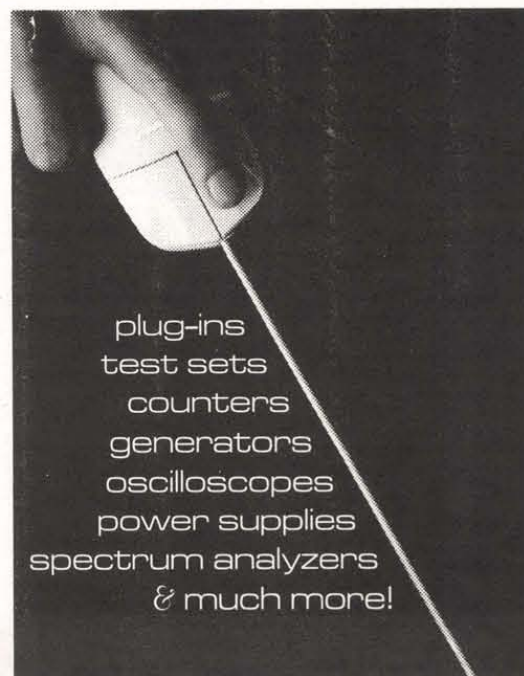


Figure 3. Basic TC03 application circuits (see text).



plug-ins  
test sets  
counters  
generators  
oscilloscopes  
power supplies  
spectrum analyzers  
& much more!

www.levylatham.com

PRIVATE MARKETERS OF U.S. GOVERNMENT MILITARY SURPLUS ASSETS



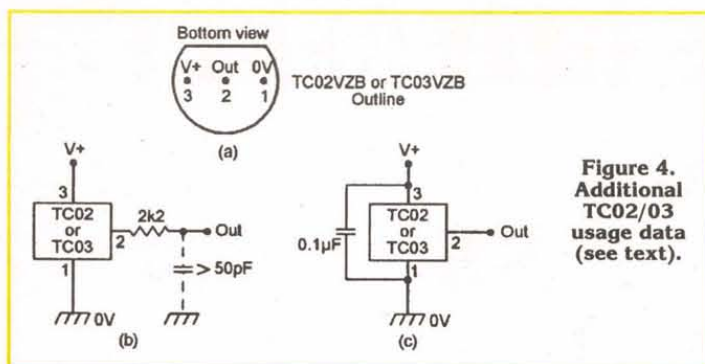


Figure 4. Additional TC02/03 usage data (see text).

Part No.	Package	Temp. Range
TC07COA	8-pin SOIC	0°C to +70°C
TC07CUA	8-pin MSOP	0°C to +70°C
TC07EOA	8-pin SOIC	-40°C to +85°C
TC07EUA	8-pin MSOP	-40°C to +85°C
TC07VOA	8-pin SOIC	-40°C to +125°C
TC07VUA	8-pin MSOP	-40°C to +125°C

TC07 type-number coding

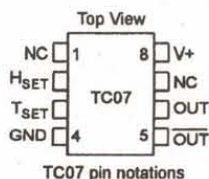


Figure 5. TC07 type-number coding and pin notations.

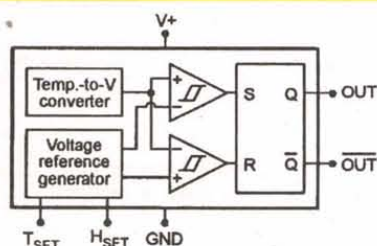


Figure 6. Block diagram of the internal circuitry of the TC07 IC.

The TC02 and TC03 are widely available in a TO-92 packaging style, in which case their device numbers carry a 'VZB' suffix, as indicated in the package outline diagram of Figure 4(a). When using the TC02 or

TC03, note that they have a very limited ability to drive capacitive loads. If they are used to drive loads greater than 50pF (between the output and ground), wire a 2k2 or greater resistor in series with the IC's output, as

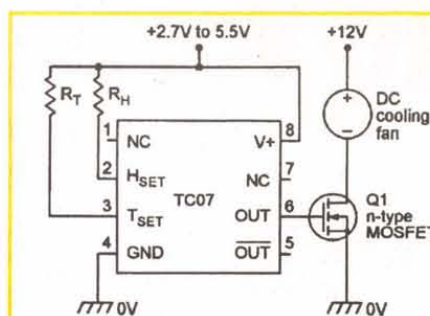


Figure 7. TC07 IC used as an automatic cooling fan controller.

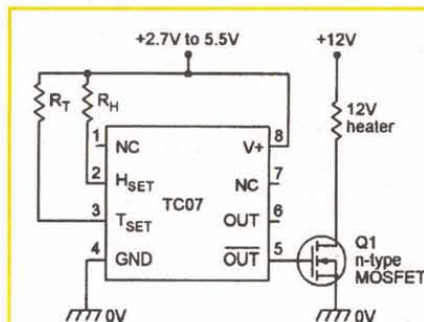


Figure 8. TC07 IC used as an automatic 12V heater controller.

shown in Figure 4(b). If the IC is used in an electrically noisy environment, wire a 0.1µF decoupling capacitor between the IC's V+ and GND pins, as shown in Figure 4(c).

### The TC07 (TelCom Semiconductor)

The TC07 IC is a resistor-programmable solid-state thermal switch with complimentary logic-type outputs; it is designed to be powered from a 2.7V to 5.5V DC supply and consumes a typical quiescent operating current of 130µA. The device is intended mainly for use as an automatic temperature

controller in power supply units and computers, etc., and its trip (activating) temperature and hysteresis value (deactivating temperature) can each be set ('programmed') via a single external resistor.

The TC07 is produced in two different eight-pin packaging styles (SOIC and MSOP), each with an option of three different temperature operating ranges. The TC07 is thus available in a total of six sub-variants, each denoted by a three-letter suffix to the basic TC07 part number, as shown in the table in Figure 5, which also shows the pin notations that apply to the TC07.

Figure 6 shows — in block diagram form — the basic internal circuitry of the TC07. The IC houses a temperature-to-voltage converter of the basic TC02/03 type, and its output is fed to one input on each of a pair of Schmitt voltage comparators, which each have their other input driven by the output of an externally resistor-controlled dual voltage reference generator. The outputs of the two Schmitts are fed to the inputs of a SET-RESET flip-flop, which provides anti-phase logic-type outputs (Q and not-Q); when the outputs are active; Q is high and not-Q is low. These states are reversed when the outputs are inactive. The basic IC action is such that both outputs become active when the IC temperature exceeds a preset T<sub>SET</sub> (temperature) value, and remain active until the IC temperature falls below a preset H<sub>SET</sub> (hysteresis) value, at which point, the outputs become inactive.

Figure 7 shows a basic way of using the TC07 as an automatic cooling fan controller, which activates the fan if the IC temperature exceeds a T<sub>SET</sub> value determined by R<sub>T</sub>. Once activated, the fan remains on until the IC temperature falls below an H<sub>SET</sub> value determined by resistor R<sub>H</sub>. Alternatively, Figure 8

## Take Our Cash... Please!

We've gotta get rid of this money. If you've got systems or spare parts to sell, we're buying, **WORKING OR NOT.**

We'll swap ya cash for drives and RAM, too!

Compaq  
H-P  
IBM  
Toshiba  
Sony  
Apple

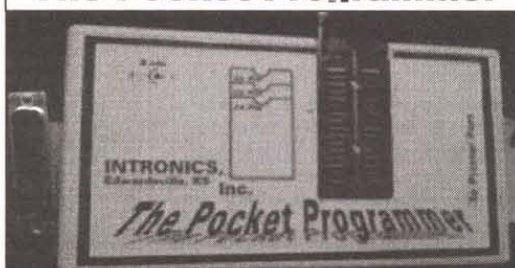
Contact  
Arthur  
today at:

**Pre-Owned  
Electronics**  
INCORPORATED

**800-274-5343 X4310**  
or email: [ajr@preowned.com](mailto:ajr@preowned.com)

DIS0089

## The Pocket Programmer



The portable programmer that uses the printer port instead of an internal card. Now with easy to use Windows software that programs E(E)prom, Flash & Dallas Ram. 25/27/28 & 29 series from 16K to 8 Megabit with a 32 pin socket. Adapters available for MCU's 874X, 875X, Pic, Atmel, 40-Pin X16, Serial Eprom's, PLCC, Bi-Prom's, Eprom Emulator to 32K X 8 and More.... **Only \$149.95**

Same Name, Address & Phone # for 19 Years....  
Isn't it Amazing?

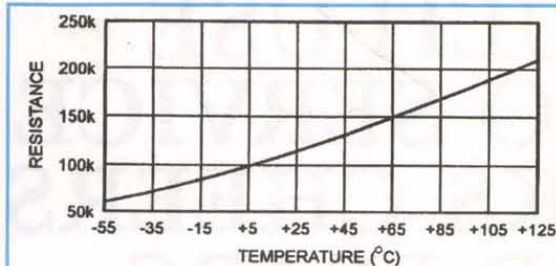
**Intronics, Inc.**  
Box 12723 / 612 Newton St.  
Tel. (913) 422-2094  
Fax (913) 441-1623

Add \$7.00 COD  
Add \$6.00 Shipping

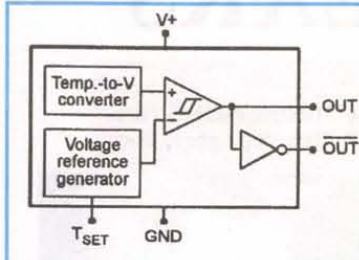
**WWW.IN-KS.COM**

Visa/MC/Amex/Disc





**Figure 9.** Programming-resistor values vs. °C temperature.



**Figure 10.** Block diagram of the internal circuitry used in the TC622/624 ICs.

shows the circuit modified for use as an automatic heater controller, which activates a 12V heater unit if the IC temperature falls below an 'H<sub>SET</sub>' value determined by resistor R<sub>H</sub>. Once activated, the heater remains on until the IC temperature exceeds a 'T<sub>SET</sub>' value determined by R<sub>T</sub>.

The trip temperature values of the TC07 are determined by the values of R<sub>T</sub> and R<sub>H</sub>, and these values are determined (with a typical precision of ±1%) by the formula:

$$R = 0.6 (T + 273.15) 2.13$$

where R is the required R<sub>T</sub> or R<sub>H</sub> value in ohms, and T is the required T<sub>SET</sub> or H<sub>SET</sub> trip temperature in °C. Thus, for a T<sub>SET</sub> value of 50°C, R<sub>T</sub> needs a value of 132.8k, and for an H<sub>SET</sub> value of 30°C, R<sub>H</sub> needs a value of 115.9k.

As an aid to calculating R<sub>T</sub> and R<sub>H</sub> values, Figure 9 shows a basic resistance versus temperature graph for the TC07. Note that the graph has a mean slope of 0.85kΩ/°C over the temperature range 0°C to 100°C. Thus, in the above example (in which H<sub>SET</sub> is 20°C lower than T<sub>SET</sub>), R<sub>H</sub> must be 17k smaller than R<sub>T</sub>. It is important to note that, in the TC07, the H<sub>SET</sub> temperature must be at least 5°C lower than the T<sub>SET</sub> temperature value.

### The TC622 (TelCom Semiconductor)

The TC622 IC is a dual-output thermal switch in which the trip temperature value can be set via a single external resistor. The device can be regarded as a simplified general-purpose semi-precision version of the TC07 and has a fixed (built-in) thermal hysteresis value of 2°C.

The basic TC622 IC is available in various packaging styles and with a variety of voltage and temperature operating ranges. 'Standard voltage' types can use 4.5V to 18V DC supplies and carry the basic TC622 type number followed by a three-letter suf-

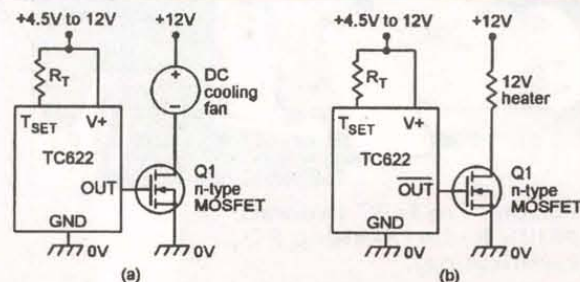
fix that denotes the IC's package style and thermal operating range. 'Low voltage' types can use 2.7V to 4.5V DC supplies and carry a TC624 type number followed by a three-letter suffix that denotes the IC's package style and thermal operating range. A total of 14 sub-variants of the basic TC622/624 IC are available, and all use the same basic internal circuitry, which is shown in block diagram form in Figure 10.

The most popular devices in the TC622 range are the TC622EAT and the TC622VAT, which are each housed in five-pin TO-220 packages with an integral heatsink (which is internally connected to the IC's pin 3 'V+' terminal). Figure 11 shows the basic specifications and package details of these two particular ICs.

The TC622 devices are used in the same basic ways as the TC07

Parameter	TC622EAT	TC622VAT
V+ range	4.5V to 18V	4.5V to 18V
Supply current	200µA typ.	200µA typ.
Temp. range	-40°C to +85°C	-40°C to +125°C
Temp. accuracy	±1°C typ.	±1°C typ.
Trip point hysteresis	2°C	2°C

**Figure 11.** Basic specifications and package details of the TC622EAT/VAT ICs.



**Figure 12.** Basic ways of using a TC622 IC to automatically control (a) a cooling fan or (b) a 12V heater.

ICs, but without the use of an R<sub>H</sub> resistor. Figure 12(a) shows a basic way of using a TC622 IC as an automatic cooling fan controller, which activates the fan if the IC temperature exceeds a 'T<sub>SET</sub>' value determined by R<sub>T</sub>. Once activated, the fan remains on until the IC temperature falls 2°C below the 'T<sub>SET</sub>' value. Alternatively, Figure 12(b) shows the circuit modified for use as an automatic heater controller, which activates a 12V heater unit if the IC temperature falls 2°C or more below a

'T<sub>SET</sub>' value determined by R<sub>T</sub>. Once activated, the heater remains on until the IC temperature exceeds the 'T<sub>SET</sub>' value.


Finally, note when using the TC622 IC that the R<sub>T</sub> value is determined in exactly the same way as in the case of the TC07 IC, using the formula:

$$R_T = 0.6 (T + 273.15) 2.13$$

as described in the 'TC07' section of this article. NV

## Microprocessor Hands-On Training

The PRIMER Trainer is a flexible instructional tool featured in a Prentice Hall textbook and used by colleges and universities around the world. Ruggedly designed to resist wear, the PRIMER supports several different programming Languages including Assembler, Machine Language, C, BASIC, and FORTH. A comprehensive Instruction Manual contains over 25 lessons with several examples of program design and hardware control. The Applications Manual provides theory and sample code for a number of hands-on lab projects.



### Application Projects Include:

- Scan Keypad Input & Write to a Display
- Detect Light Levels with a Photocell
- Control Motor Speed using Back EMF
- Design a Waveform Generator
- Measure Temperature
- Program EPROMs
- Bus Interface an 8255 PPI
- Construct a Capacitance Meter
- Interface and Control Stepper Motors
- Design a DTMF Autodialer / Remote Controller

The PRIMER can be purchased as an unassembled kit (\$120) or as an assembled/tested kit (\$170). Upgrades provide battery-backed RAM and PC connectivity via an RS232 serial port (shown in picture). Additional options include a heavy-duty keypad (shown in picture) and a 9V power supply - see our website. Quantity discounts are available. Satisfaction guaranteed.

Since 1985  
OVER  
16  
YEARS OF  
SINGLE BOARD  
SOLUTIONS

**EMAC, inc.**  
Phone 618-529-4525 Fax 618-457-0110  
2390 World Way, Carbondale, Illinois 62901  
World Wide Web: <http://www.emacinc.com>

Circle #120 on the Reader Service Card.

When Visiting Disney World And Sea World... Come To The World Of Electronic Surplus!

## SKYCRAFT

PARTS & SURPLUS, INC.  
ORLANDO, FLORIDA



Located At The Intersection Of I-4  
And Fairbanks Avenue.

Self-Service Retail Outlet Featuring Commercial  
And Government Electronic Surplus Including:

- ★ WIRE
- ★ SWITCHES
- ★ RESISTORS
- ★ TRANSISTORS
- ★ TRANSFORMERS
- ★ TEST EQUIPMENT
- ★ NI-CAD BATTERIES
- ★ COAX
- ★ RELAYS
- ★ HARDWARE
- ★ CAPACITORS
- ★ PANEL METERS
- ★ CIRCUIT BOARDS
- ★ INTEGRATED CIRCUITS

★ ★ ★ ★ ★ ★ ★ ★

We Buy Surplus  
Electronic Parts —  
FAX your list.  
[www.skycraftsurplus.com](http://www.skycraftsurplus.com)

FAX 407/647-4831

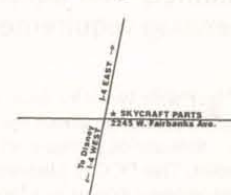
PH 407/628-5634

P.O. BOX 536186

ORLANDO, FLA. 32853-6186

### HOURS:

Monday - Friday 8:30-6:00  
Saturday 8:30-5:00





by Gordon West

# MULTI-USE RADIO SERVICE SPARKS CHEERS AND FEARS




Maxon "Tru-Talk" two-watt MURS Radio (awaiting FCC certification).

Author West looks at the new Maxon MURS five-channel radio. Maxon will also sell a MURS repeater, too.



Kenwood displays what their MURS radio — under development — may look like.



New Midland MURS radio — will it cut through undisciplined chatter?

It's now on the air — the Federal Communications Commission's (FCC) new Multi-Use Radio Service offering five prime VHF channels with absolutely no licensing requirement.

Portable two-way radio manufacturers are enthusiastic about the prospect of selling thousands of two-watt HTs into this new market. The FCC is pleased that it no longer must enforce licensing rules on those handheld

business band radios seen selling at most retail outlets with color-coded frequency "dots." Prospective radio users who needed more than a five-block range from Family Radio Service (FRS) sets are standing in line for the new VHF MURS transceivers that might easily cover an entire city or county with a well-elevated antenna system, or even a several-hundred-mile region if rigged up into a repeater configuration from a high mountain top or building.

The licensed amateur radio community is taking a precautionary "let's wait and see" stance on whether or not this new license-free radio service might positively contribute to

license-required amateur radio recruitment, or cause a negative impact on the amateur radio nearby two-meter band where the more savvy MURS no-license user might purchase two-meter 144 MHz-148 MHz linear amplifiers and use them up on the 152 MHz and 154 MHz region with less than a spectrally clean signal, well beyond signal purity and FCC rules banning linear amplifiers from the brand new MURS frequencies.

Amateur operators are also concerned about the new MURS channels that fall under "Citizens Band," and the recent legislation signed by former President Clinton that now



## NEW MURS RULES TOO LOOSE?

There is a 30-day official petition reconsideration period that follows any Federal Communications Commission (FCC) Report and Order. The FCC released the MURS Report and Order on October 13, 2000, and within a month both Motorola and the Personal Radio Steering Group announced their concerns that the loose MURS rules could be detrimental to an orderly development of the new multi-use radio service.

Motorola has raised the issue of telephone interconnection by MURS operators. Talk about a long-range cordless telephone — just imagine a two-watt VHF "phone patch" that could let you simultaneously talk and listen over distances of several miles, all from your own home phone. This could probably work for the first year with light MURS frequency loading, but I wouldn't try it myself because someone would probably figure out how to access my MURS phone patch, and start dialing their in-laws in Europe on my nickel. No thank you — I'll stick with my "el cheapo" \$49.95 900 MHz phone, thank you!

Motorola is also under possible pressure by present licensed low-power radio users on these existing channels. Motorola suggests that the FCC limit the MURS service strictly for low-power industrial and business radio use.

Motorola may also be concerned that MURS users would integrate their VHF equipment into the UHF Family Radio Service (FRS), and develop some elaborate linking systems not envisioned in the new MURS rules. With such a wide separation of frequencies from 150 MHz to 462 MHz, I could see plenty of crossband applications all in one nice, neat, integrated set. But the FCC, to my knowledge, hasn't officially certified any new MURS radio as of this writing, so quite possibly strict certification rules could prohibit a MURS handheld or mobile radio having capability of the inclusion of a UHF FRS board in it. Or linked to it. Or sandwiched beside it!

While it seems strange that Motorola would like to see the MURS rulemaking halted, Motorola is probably going to be the first with a new five-channel, two-watt, MURS transceiver. Or maybe it will be a four-watt transceiver with a -3 dB short rubber duck antenna, giving out two watts ERP, huh?

The Personal Radio Steering Group, run by Corwin Moore WB8UPM, raises the question that I, too, have been asking, on what the FCC indicates as two watts effective radiated power output. I have been told by Don Henry of Shakespeare Antenna Company that ERP rules are somewhat common for some European seacoast radio systems, and the intent of the FCC rules is to place more attention on no-more-than-two watts ERP at the antenna than power levels at the equipment end of the coax. Shakespeare Antenna Company will carefully analyze the MURS market; and when things settle down, Shakespeare marine antennas at 156 MHz could make some dandy MURS base station white fiberglass antenna systems providing the MURS operator checks out coax losses and power output limits to insure no more than two watts ERP.

And then comes the marketing questions about how different antenna manufacturers rate the gain of their antennas. EIA specs gain over a dipole, dBD. But sometimes we see antenna gains calculated to dBi, gain over an isotropic radiator — two dBi really equating to zero dBD gain on a dipole. Wowzers, I can see some real gain playing when MURS operators begin to calculate what they can do to improve their remote antenna coverage.

The Personal Radio Steering Group also questions the rather lax rules that could allow ham-like base-station-to-base-station communications, ham-like repeater communications, and ham-like phone patch.

The Personal Radio Steering Group is well-respected in all it has tried to do to keep GMRS orderly and in control. Their concern, as well as this author's own concern, is that the extra loose MURS rules published in the FCC Report and Order could lead to city-wide channel chaos, rendering the useful range of MURS handhelds to just a few blocks before someone else's well-elevated phone patch causes capture effect limiting any meaningful increase in range over that of a little, inexpensive, half-watt, FRS UHF unit.

But then again, these five channels have already been taken over by unlicensed users, and maybe some fast food operation already on some of the color dot frequencies will be able to cash in and allow MURS users to radio dispatch the next burger to their home by the local burger wagon monitoring the MURS burger channel. Yes, indeed, the FCC truly needs to study all of the reconsideration comments that ask why the MURS rules have been written so loose.

allows state and local officials to have equal enforcement rights like the FCC to clamp down on any signal that could interfere with your next door neighbor's television, radio, or cordless phone. Licensed hams with little two-meter handheld transceivers don't want to be confused with non-licensed MURS users on an adjacent band of frequencies.

### MURS FREQUENCIES:

151.820 MHz	15 kHz sandwich channel
151.880 MHz	15 kHz sandwich channel
151.940 MHz	15 kHz sandwich channel
154.570 MHz	Blue dot low-power channel
154.600 MHz	Green dot low-power channel

**NOTE:** The three 151.xxx new MURS frequencies were originally assigned to the industrial/business radio service, with a one-watt limitation. The remaining two 154.xxx MURS frequencies were also assigned to the industrial/business radio service, two watts output limitation.

The first three 151.xxx channels are brand new to FRS, and are spaced in between long-time existing business band frequencies 15 kHz higher and 15 kHz lower. These first three MURS 151.xxx channels would be considered "interstitial" to the existing business-band radio users running extremely powerful stations; 15 kHz separation will mean the first three channels could regularly experience "bleed over" from legitimate licensed business-band radio users.

The last two 154.xxx channels are literally packed with radio users right now — some one-watt, low-power, licensed legal users, and a huge number of unlicensed users who purchased "blue dot" and "green dot" handhelds through a mail order catalog or from their local chain store, and never bothered to fill out the appropriate FCC business-band license paperwork. These same channels might also have your local fast food chain barking out orders to the kitchen, and squawking to the drive-thru customers about ketchup or mustard to go along with a large order of fries.

So, we now know that the 151 MHz channels — all three of them — will initially be relatively quiet as opposed to the two 154 MHz channels that are already filled with



**MURS on VHF will outperform FRS on UHF by miles!**

low-power chatter.

### SO HOW MUCH POWER?

The new FCC Rule 95.639(g) limits a certified MURS unit not to exceed two watts of effective radiated power (ERP). Each MURS unit must be certified in accordance with FCC Rule 90.203, and no MURS unit will receive official certification if it is somehow capable of any higher power output.

But I question how they are going to accurately measure effective radiated power — think about a handheld, VHF, two-way radio that might put out four watts on a Bird wattmeter, coupled directly to the antenna jack, but the extremely short "rubber duck" antenna resulting in 3 dB loss results in half-power output, or two watts effective radiated power. Since effective radiated power is dependent on antenna gain and coax loss, it seems to me that it is



**First Class A CB, then 27MHz, and then GMRS, then FRS, and now MURS!**



going to be tough to calculate ERP just by the transceiver alone.


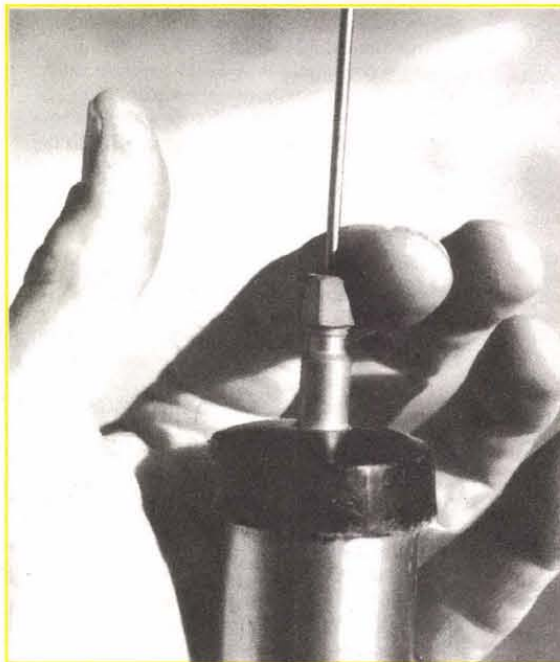
The rules also call for reduced deviation from what we presently hear on the normal 30 kHz separated business band channels. Instead of  $\pm 5$  kHz of deviation, the rules call for  $\pm 2.5$  kHz deviation. This will make the audio on MURS equipment sounding dramatically softer if you are scanning both regular business-band channels and MURS channels.

## ALL YOU CAN DO

Almost anything goes on the new MURS channels. FCC Rule 95.1307 permits voice, data, slow-scan television, radio control, and zero rules about the content of your messaging. This means you could use MURS equipment to dispatch delivery trucks, gab to other same-channel users about everything and anything, operate your little MURS handheld as a long-range baby monitor (except on 154.600 where no continuous carrier is allowed), or use it as a long-range super cordless telephone. Hooking your MURS radio up to the telephone system is not specifically prohibited.

MURS technical types could easily buy a 151 MHz and 154 MHz unit, interconnect a simple carrier or VOX circuit, hook both units up to a pair of ground plane antennas separated by at least 50 feet, and run on these two channels as an automatic repeater station. Well-respected radio activist Corwin Moore of the Personal Radio Steering Group ([www.provide.net/~prsg](http://www.provide.net/~prsg)) comments, "This could become a completely unmanageable monster," referring to the new MURS frequencies.

The FCC comments in their report and order, "... We agree with the commentators that because of the manner in which manufacturers have chosen to market radios that operate on these frequencies and our elimination of the frequency coordination requirements on the low-power frequencies, it would be in the public interest to eliminate the licensing requirements for them." In other words, since these frequencies are already overrun with illegal users (green dot and blue dot), go ahead and just give them the band!



**MURS radios may be tied into an outside antenna system for extended range (two-watt ERP limit).**

**Don't miss a single issue of *Nuts & Volts* ... subscribe today!! Check us out at [www.nutsvolts.com](http://www.nutsvolts.com)**

**Weeder Technologies**

[www.weedtech.com](http://www.weedtech.com)  
DATA SHEETS

**RS-232 Stackable**

PO Box 2426, Ft Walton Beach, FL 32549

Voice/Fax 850-863-5723

**Digital I/O Module** - 14 I/O channels individually configured for input or output. Turn on/off relays. Sense switch transitions and button presses. 4x4 matrix decoding using auto-debounce and typematic repeat. One-shot pulse output with selectable length. \$49

**Analog Input Module** - 8 single-ended or 4 differential inputs. Self-calibrated, 12-bit ADC, reads voltages from 0 to 4095 mV. High/Low alarm trip-points for each input. \$59


**Analog Output Module** - 4 outputs that span -10 to +10 volts using 12-bit DAC. Built-in ramp generator, software calibrated, user selectable POR defaults for each channel. \$79

**Stepper Motor Driver** - Directly drives a unipolar stepper motor rated up to 25VDC @ 2A. Self-generated S-curve accel/decel profiles provide smooth start and stop motion. Software programmable ramp-rate, 24-bit absolute motor position counter. \$59

**Pulse Counter/Timer** - Read frequency from 0.50000 Hz to 1,500,000 Hz using floating decimal point and 5-digit resolution throughout range. Measure period, RPM, duty cycle, pulse length, the velocity of a projectile using a pair of trip wires. 24-bit pulse count accumulator. \$69

**Multi-Drop Peripheral Interface** - Connect a third-party RS-232 peripheral, such as a barcode scanner, magnetic stripe reader, force gage, multi-meter, etc., onto the multi-drop bus. Baud rate converted. 122-byte buffer. \$59

**Plug end-to-end.**  
Stack 32 modules on the same RS-232 cable.



## Electro Mavin

**Great Buys - Great Products - Great Gadgets**  
Check Out Our Great WebSite at

**<http://mavin.com>**



**For Computer Items, Hobbies Projects,  
Microwave Goodies and Some of the  
Greatest Prices on the Web....**

**800-421-2442 or FAX 310-632-3557**

**E-Mail**

**[john@mavin.com](mailto:john@mavin.com) or [sean@mavin.com](mailto:sean@mavin.com)**





**What  
will  
the  
MURS  
radio  
look  
like?  
Here  
is a  
peek!**

out about amateur radio two-meter amplifiers that easily work at 152 and 154 MHz from their normal 146 MHz tuned position, powerful signals will dominate the different channels, and dedicated MURS users will then resort to directional beam antennas to help cancel the clutter.

In five years, I anticipate the five MURS channels talking not much further than FRS due to channel loading in metropolitan areas. But take your little MURS handhelds out on the secluded lakes, or up in the mountains, and you'll begin to enjoy the 5 to 10 mile range that two-watt MURS equipment was designed to deliver.

And chances are, out in the open and away from a high concentration of MURS users, things will be quite fine.

Radio expert Chuck Gysi writes, "Extended range would be offered as a two-watt repeater and an antenna at the right elevation." Rich Moseson W2VU, of *CQ Magazine* comments, "MURS could have a tremendous impact on amateur radio. Those who like what MURS offers, but are frustrated with its limitations or crowding, will become prime recruits for ham radio."

If you have a scanner, try tuning into the five frequencies now assigned for MURS. Listen to a completely new radio service that may grow into a powerful and valuable short-range VHF Citizens Band service with a purpose. Let's hope MURS may extend the range and endless communication possibilities that FRS was not able to offer. Just the idea of almost any type of emission permitted on MURS gives these five new frequencies some real possibilities. **NV**



**MURS radios could be tied into  
GPS positioning.**

Some radio experts view MURS as the new VHF Citizens Band and also see it as a much more powerful way to communicate than presently over the little tiny half-watt FRS walkie-talkies. Keep in mind that a MURS radio may feature an antenna jack that could allow users to hook into a well-elevated antenna system to further their line-of-sight range.

Two watts of effective radiated power is more than enough to travel several hundred miles on a line-of-sight basis. If you just happen to live on top of a big mountain, or operate your MURS unit at the top of a skyscraper, you could easily make contact over 100 miles away.

But if you're going to play "DX" (long range in "ham speak") communications, you better hop on the band wagon right now while the channels are relatively clear. Just as soon as the five MURS channels begin to load up with users, none needing call signs or FCC registration, the ultimate range will begin to shrink dramatically due to same-channel interference. And once MURS users find

## Test Equipment Connection Corporation

**Test Equipment Connection is looking to purchase your excess or underutilized electronic test and measurement equipment. We buy the largest variety of electronic test equipment in the industry.**

# WE BUY TEST EQUIPMENT



**RENT**

**REPAIR**



**TRADE**

**SELL**



**CALL: 800.615.8378**

**FAX: 800.819.8378**


**WWW.TestEquipmentConnection.COM**

**Specialist in Hewlett-Packard, Tektronix, and many more manufacturers.**



# ADVERTISER INDEX

A & A Engineering .....	71	Lynxmotion, Inc. ....	7
Abacom Technologies .....	31	M2L Electronics .....	10
ActiveWire, Inc. ....	70	Marlin P. Jones & Assoc. Inc. ....	4
Advanced Transdata Corp. ....	13, 38	Matco, Inc. ....	70-71
All Electronics Corp. ....	59	microEngineering Labs .....	91
Allison Technology Corp. ....	68	Micromint .....	68
Alltronics .....	42	Midland Technologies .....	72
Andromeda Research .....	7	Miller Engineering .....	71
Antique Radio Classified .....	71	Motron .....	8
Baltimore Hamboree .....	41	Mouser Electronics .....	55
Baylin Publications .....	89	Mr. NiCd .....	69
Bilocon Corp. ....	71	Netcom .....	17
C & S Sales, Inc. ....	61	Ohio Automation .....	70
C and H Sales Co. ....	57	Parallax, Inc. ....	Back Cover
CCTV Outlet .....	38	PCB Express, Inc. ....	71
CIE .....	52	Picard Industries .....	89
Circuit Specialists, Inc. ....	94	Pioneer Hill Software .....	32
Consumertronics .....	70	Polaris Industries .....	25
Corporate Systems Center .....	2, 95	Power Quality, Inc. ....	72
CSMicro Systems .....	72	Prairie Digital, Inc. ....	71
Cunard Associates .....	83	Pre-Owned Electronics .....	74
DesignNotes.com .....	13	Pulsar, Inc. ....	63
Digital Design Solutions .....	71	Quality Kits .....	70
Digital Products Company .....	70	Ramsey Electronics, Inc. ....	60
Diverse Electronics .....	71	R.E. Smith .....	70
Earth Computer Technologies .....	34	Resources Un-Ltd. ....	22
ECD .....	70	RNJ Electronics, Inc. ....	72
E.H. Yost & Co. ....	69	Roger's Systems Specialist .....	24
Electro Mavin .....	78	Saelig Company .....	34
Electronic Design Specialists .....	91	Scott Edwards Electronics, Inc. ....	46
Electronix Corp. ....	8	Seabird Technical .....	71
EMAC, Inc. ....	75	Securetek .....	71
Excalibur Engineering, Inc. ....	31	Sheffield Electronics .....	70
ExpressPCB .....	16	Shreve Systems .....	35
Fertik's .....	72	Sinaco Electronics .....	72
Flashcut CNC .....	70	Skycraft Parts & Surplus, Inc. ....	75
Foss Warehouse Distributors .....	71	Square 1 Electronics .....	29
Gateway Electronics, Inc. ....	40	Techniks, Inc. ....	70
General Device Instruments .....	71	Technological Arts .....	10
Globaltech Distributors .....	70	Test Equipment Connection .....	78
Halted Specialties Co. ....	3	The RF Connection .....	55
H.T. Orr Computer Supplies .....	58	Trexon, Inc. ....	72
HVW Technologies, Inc. ....	72	Unicorn Electronics .....	32
Information Unlimited .....	28	USI Corp. ....	83
Inkjet Southwest .....	56	V&V Mach. & Equipment, Inc. ....	70-71
Intellicam Systems .....	90	Velleman .....	39
Intronics, Inc. ....	74	Vesta Technology, Inc. ....	70
J-Tron, Inc. ....	72	Viking Systems International .....	13
J-Works, Inc. ....	88	Visitect, Inc. ....	57
Lemos International Co., Inc. ....	19	Weeder Technologies .....	78
Levy Latham .....	73	Western Test Systems .....	36-37
Linear Systems .....	9	Worldwyde .....	70-71
Lonestar Consulting, Inc. ....	72	Zagros Robotics .....	9



Got  
something  
to sell?

***Try the classifieds!!***

TYPE or PRINT your **ELECTRONICALLY RELATED** ad copy **CLEARLY** (not all caps) on a separate piece of paper. Spell out words when submitting handwritten copy. Calculate the number of words and multiply it by the appropriate rate (see RATE PER WORD section). Include any charges for bold and/or CAPPED words, any artwork costs that would be applicable, and/or costs for boxing your ad (explained below). Choose the appropriate classification for your ad(s) to appear in (see below). If no classification is indicated, it will be placed in Misc. Electronics or wherever we deem most suitable. **Enclose your name, address, phone number, and Nuts & Volts account number from your mailing label** (if available) for identification purposes. Include full payment — **CLASSIFIEDS RUN ON A PRE-PAID BASIS ONLY** — and mail your completed order to:  
**NUTS & VOLTS MAGAZINE, 430 Princland Ct., Corona, CA 92879.**

## RATE PER WORD

The ad rate for **current PAID subscribers** is **60¢** per word. All others pay **\$1.20** per word. There is a **\$9.00 minimum** charge per ad per insertion.

## WORDS IN BOLD AND/OR ALL CAPS

Words to be set in **bold** or **CAPS** are each **10¢** extra **PER WORD**. **BOLD CAPS** are **20¢** extra per word. The first two words of each ad are bold capped at no charge. Indicate bold words by underlining. Words normally written in caps (e.g., IBM) and accepted abbreviations such as VAC or MHz are **NOT** charged as all cap words. Use a two-letter abbreviation for states.

## PHOTOS, DRAWINGS, AND BOXES

A photo or drawing may be run at the top of your classified ad for an additional **\$10.00** (1" depth max.) for camera-ready art. No wording is allowed in this area. To **BOX** your ad, include an additional **\$50.00** for copy-only ads, or **\$75.00** for ads with art or photos. Photos may be emailed to [classad@nutsvolts.com](mailto:classad@nutsvolts.com).

## EMAILING OR FAXING IN AD COPY

You may email or fax in ad copy or changes before the closing date (5:00pm on the **5th**) using MasterCard or Visa. Include credit card expiration date, the name that appears on the card, a daytime phone number, and your **Nuts & Volts** account number. Email ad(s) to [classad@nutsvolts.com](mailto:classad@nutsvolts.com) or fax to 909-371-3052. Ads without credit card information will not be listed as received until payment is received in full. **WE DO NOT CALL, EMAIL, OR FAX BACK VERIFICATION OR QUOTES OF EMAILED AND FAXED-IN ADS.** For verification of emailed or faxed-in ads, please call 909-371-8497.

## DEADLINE

Prepaid ads received by 5:00pm on the **closing date (5th of the month)** will appear in the following month's issue. Ads postmarked through the **5th**, but received after the closing date, will be placed in the next available issue. No cancellations or changes after the 5th. Cancellations and changes must be submitted in writing.

## IMPORTANT INFORMATION

All classified ads are running copy only. No special positioning, centering, dot leaders, extra space, etc. is allowed. All advertising in **Nuts & Volts** is limited to **electronically related items ONLY**. All ads are subject to approval by the publisher. We reserve the right to reject or edit any ad submitted. We do not take ad copy or changes over the phone. We do not bill for classified ads. Repeat ads or ads run in multiple classifications within the same issue are allowed. Paid subscribers may run ads at the **60¢** rate only through their subscription expiration date. **NO REFUNDS.** Credit only. No credit for typesetting errors will be issued unless you clearly print or type your ad copy.

*Choose a category for your ad from the classifications listed below.*

10. Ham Gear For Sale	120. Components
20. Ham Gear Wanted	125. Microcontrollers
30. CB/Scanners	130. Antique Electronics
40. Music & Accessories	135. Aviation Electronics
50. Computer Hardware	140. Publications
60. Computer Software	145. Robotics
70. Computer Equipment Wanted	150. Plans/Kits/Schematics
80. Test Equipment	155. Manuals/Schematics Wanted
85. Security	160. Misc. Electronics For Sale
90. Satellite Equipment	170. Misc. Electronics Wanted
95. Military Surplus Electronics	175. BBS & Online Services
100. Audio/Video/Lasers	180. Education
110. Cable TV	190. Business Opportunities
115. Telephone/Fax	200. Repairs/Service



# Product/Category INDEX

Find what  
you need  
**FAST**

## AMATEUR RADIO & TV

Alltronic	42
Gateway Electronics, Inc.	40
Lemos International Co., Inc.	19
Motron	8
Ramsey Electronics, Inc.	60
The RF Connection	55

## ASSEMBLY SERVICES

Bilcocon Corp.	71
----------------	----

## BATTERIES/CHARGERS

A & A Engineering	71
Cunard Associates	83
E.H. Yost & Co.	69
Globaltech Distributors	70
Mr. NiCd	69
Power Quality, Inc.	72

## BUSINESS OPPORTUNITIES

C and H Sales Company	57
Earth Computer Technologies	34
Roger's Systems Specialist	24
Skycraft Parts & Surplus, Inc.	75

## BUYING ELECTRONIC SURPLUS

Diverse Electronics	71
Excalibur Engineering, Inc.	31
Pre-Owned Electronics, Inc.	74

## CABLE TV

Foss Warehouse Distributors	71
Globaltech Distributors	70
Worldwide	70-71

## CB/SCANNERS

USI Corp.	83
-----------	----

## CCD CAMERAS/VIDEO

CCTV Outlet	38
Circuit Specialists, Inc.	94
Intellicam Systems	90
Marlin P. Jones & Assoc. Inc.	4
Matco, Inc.	70-71
Polaris Industries	25
Ramsey Electronics, Inc.	60
Resources Un-Ltd.	22
RNJ Electronics, Inc.	72
Seabird Technical	71
Securetek	71
USI Corp.	83

## CIRCUIT BOARDS

Cunard Associates	83
ECD	70
ExpressPCB	16
Midland Technologies	72
PCB Express, Inc.	71
Pulsar, Inc.	63
V&V Mach. & Equipment, Inc.	70-71

## COMPONENTS

ECD	70
Fertiks	72
Linear Systems	9
Marlin P. Jones & Assoc. Inc.	4

Pulsar, Inc.	63
Sinaco Electronics	72
Skycraft Parts & Surplus, Inc.	75
Unicorn Electronics	32
Visitect, Inc.	57

## COMPUTER

### Hardware

ActiveWire, Inc.	70
Corporate Systems Center	2, 95
Earth Computer Technologies	34
Electro Mavin	78
General Device Instruments	71
Halted Specialties Co.	3
Marlin P. Jones & Assoc. Inc.	4
Netcom	17
Roger's Systems Specialist	24
Shreve Systems	35
Techniks, Inc.	70

### Software

Allison Technology Corp.	68
Consumertronics	70
Electronix Corp.	8
Flashcut CNC	70
Globaltech Distributors	70
Lonestar Consulting, Inc.	72
Ohio Automation	70
Pioneer Hill Software	32

### Microcontrollers / I/O Boards

Abacom Technologies	31
Advanced Transdata Corporation	13, 38
CSMicro Systems	72
Digital Design Solutions, Inc.	71
EMAC, Inc.	75
microEngineering Labs	91
Micromint	68
Parallax, Inc.	Back Cover
Prairie Digital, Inc.	71
R.E. Smith	70
Scott Edwards Electronics, Inc.	46
Square 1 Electronics	46
Technological Arts	10
Trexon, Inc.	72
Vesta Technology, Inc.	70
Worldwide	70-71

### Printers/Printer Supplies

H.T. Orr Computer Supplies	58
Inkjet Southwest	56

## DESIGN/ENGINEERING SERVICES

Bilcocon Corp.	71
DesignNotes.com	13
ExpressPCB	16
Prairie Digital, Inc.	71
Pulsar, Inc.	63
V&V Mach. & Equipment, Inc.	70-71

## EDUCATION

CIE	52
EMAC, Inc.	75
RNJ Electronics, Inc.	72

## EVENTS/SHOWS

Baltimore Hamboree	41
--------------------	----

## KITS

Alltronic	42
C & S Sales, Inc.	61
Digital Products Company	70
Earth Computer Technologies	34
EMAC, Inc.	75
Gateway Electronics, Inc.	40

HVV Technologies, Inc.	72
Information Unlimited	28
Inkjet Southwest	56
J-Tron, Inc.	72
Marlin P. Jones & Assoc. Inc.	4
Miller Engineering	71
Quality Kits	70
Ramsey Electronics, Inc.	60
Scott Edwards Electronics, Inc.	46
USI Corp.	83
Velleman	39
Weeder Technologies	78
Worldwide	70-71
Zagros Robotics	9

## LASERS

Information Unlimited	28
Resources Un-Ltd.	22
Unicorn Electronics	32

## MISC./SURPLUS

All Electronics Corporation	59
C and H Sales Company	57
Excalibur Engineering, Inc.	31
Gateway Electronics, Inc.	40
Halted Specialties Co.	3
Levy Latham	73
Linear Systems	9
PCB Express, Inc.	71
Picard Industries	89
Power Quality, Inc.	72
Resources Un-Ltd.	22
Sheffield Electronics	70
Shreve Systems	35
Sinaco Electronics	72
Skycraft Parts & Surplus, Inc.	75
Unicorn Electronics	32
Viking Systems International	12
Visitect, Inc.	57
Weeder Technologies	78

## PROGRAMMERS

Advanced Transdata Corporation	13, 38
Andromeda Research	7
General Device Instruments	71
HVV Technologies, Inc.	72
Intronics, Inc.	74
M2L Electronics	10
microEngineering Labs	91
Worldwide	70-71

## PUBLICATIONS

Antique Radio Classified	71
Baylin Publications	89
Consumertronics	70
Lonestar Consulting, Inc.	72
Mouser Electronics	55
Square 1 Electronics	29

## RF TRANSMITTERS/ RECEIVERS

Abacom Technologies	31
Matco, Inc.	70-71
Securetek	71

## ROBOTICS

Flashcut CNC	70
HVV Technologies, Inc.	72
Lemos International Co., Inc.	19
Lynxmotion, Inc.	7
Zagros Robotics	9

## SATELLITE

Baylin Publications	89
Worldwide	70-71

## SECURITY

Bitz Technology	61
CCTV Outlet	38
Consumertronics	70
Information Unlimited	28
Intellicam Systems	90
Lemos International Co., Inc.	19
Lonestar Consulting, Inc.	72
Matco, Inc.	70-71
Motron	8
Polaris Industries	25
RNJ Electronics, Inc.	72
Securetek	71
Visitect, Inc.	57

## SOLAR EQUIPMENT

## STEPPER MOTORS

Alltronic	42
Flashcut CNC	70

## TELEPHONE

Bilcocon Corp.	71
Digital Products Company	70
Globaltech Distributors	70
Weeder Technologies	78

## TEST EQUIPMENT

Allison Technology Corp.	68
C & S Sales, Inc.	61
C and H Sales Company	57
Circuit Specialists, Inc.	94
DesignNotes.com	13
Digital Products Company	70
Electronic Design Specialists	91
Excalibur Engineering, Inc.	31
Intronics, Inc.	74
J-Works, Inc.	88
Levy Latham	73
Marlin P. Jones & Assoc. Inc.	4
Pioneer Hill Software	32
Power Quality, Inc.	72
Prairie Digital, Inc.	71
Saelig Company	34
Seabird Technical	71
Test Equipment Connection	79
Western Test Systems	36-37
Worldwide	70-71

## TOOLS

Advanced Transdata Corporation	13, 38
C & S Sales, Inc.	61
The RF Connection	55

## WIRE/CABLE & CONNECTORS

Roger's Systems Specialist	24
The RF Connection	55



# Amateur Robotics

by Robert Nansel

Last month, y'all may recall we were in a tizzy here at the Robot Ranch. My wife was in hurry-up-and-wait labor, and I didn't know the outcome in time for my February column. Now it's a month+ later, and the suspense is over: We have a new baby boy in the house, Nadav Amiel Nansel, born 13 January 2001. He came into the world at 8 lbs. 15 oz. — 4 Kg for you SI types.

"Nadav" means "generous" in Hebrew (can you tell he's a rabbi's kid?), and both he and Shoshana are doing great.

I picked up Yonatan from our babysitter the day Nadav was born, and I told him all about his new baby brother. Yonatan picked up Nadav's name right away, kept saying "Dav, Dav, Dav!" When I took Yonatan down to the hospital the next morning to meet 'Dav, however, it took all of 20 seconds for him to lose his initial enthusiasm and become, shall we say, cautiously pessimistic.

His mood became downright hostile when we brought Nadav home. He would burst into tears and cry "No baby, no baby!" One afternoon, I found him standing in a corner of his room with his blanket over his head; he was sucking his fingers — and bonking his head against the wall.

I 'spose it's safe to say Yonatan (who just turned two) is skeptical of Nadav, and he reckons Nadav's charms overestimated, especially compared to his own inalienable cuteness. We're a month on, and the tears and tantrums have mostly subsided; the cautious pessimism, though, may be with us for the long haul.

As for Nadav, he eats and sleeps

an awful lot, but he tends to want to eat when we want to sleep and doesn't sleep when we want to eat. The result is we know when it's day and we know when it's night, we know when it's time for us to eat and time for Nadav to eat, but without looking at a calendar, we can only guess which day of the week it is. I think today is Monday. I also suspect that it's February because my March column is due.

Anyway ...

Progress on Heavy Iron has slowed some since Nadav came home, because I have less time to work on it, but also because I'm just not getting enough sleep to be trusted with power tools.

Despite all this, I have managed to work on a few simple robotics projects (ones not involving power tools). I've made CAD drawings of the compound slide table I'm using for Heavy Iron's Z-axis, and I've gathered a few odds and ends to help with my crucible furnace project. I've been studying BEAM robotics techniques, so I've been fooling with a few Solar Engine circuits. Finally, I've been doing great gobs of reading in the topic of Artificial Life, so I've got a book recommendation. Let's get going.

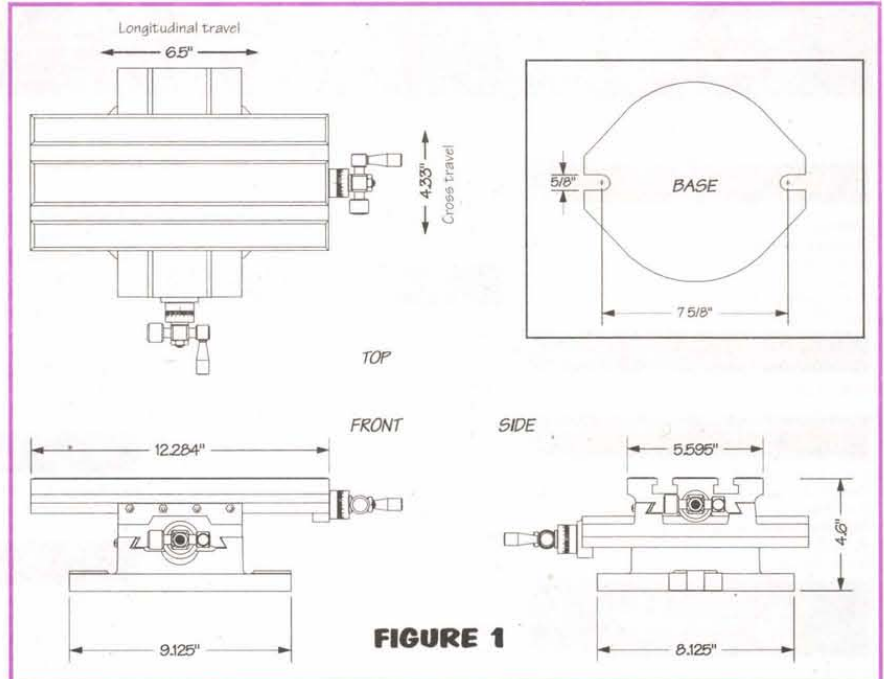


FIGURE 1

## Heavy Iron Update

Last month, I gave the basic dimensions of Enco's larger X-Y table (model #201-2536), as well as how it fits into the design of Heavy Iron. It has a roomy 18.5" x 6" T-slotted table and a longitudinal travel of about 11". Enco claims 7.5" cross travel, but that's from stop-to-stop with the saddle running halfway off the base's dovetails at either end of travel.

The fully-supported cross travel is a miserly 2.25", but with proper adjustment of the gib screws, I reckon the table probably has a practical cross slide range of about five inches under medium machining loads. The lighter loads a PCB drill and router will make on the table might let me get perhaps seven inches cross travel out of the table without too much difficulty. Bolted to the massive steel C-section of Heavy Iron's bed, the table will serve as the machine's X- and Y-axes of motion.

That leaves the Z-axis. Back in autumn when I first began thinking about this project, I figured I would get a cheap X-Y cross slide vise to make the Z-axis. I intended to dismantle the unit and discard the vise and one of the slides, but it seemed worthwhile because you can get these dudes for less than \$70.00 US from Harbor Freight. I ordered a 6" cross-slide vise (model #32997) from Harbor Freight Tools for

the Z-axis.

I was disappointed. The slides and leadscrews turned out to be quite roughly machined compared to the Enco table; the bearing brackets were crude steel stampings and would have to be entirely redone, and to top everything, one of the ACME leadscrews — the one I wanted to use — was bent.

## Two X-Y tables?

I might have been happier with Harbor Freight had I ordered one of their smaller units. Some of them have nearly the same travel as the six-inch I got, and they cost quite a bit less so I wouldn't have minded the clean-up machining needed to bring one up to snuff.

My preferred solution now is to use Enco's model #201-2826 Compound Slide Milling and Drilling Table for the Z-axis (Photo 1). It's a bargain at \$66.95 US on sale — about what I paid for the vise.

Figure 1 shows the basic dimensions. It's a solid 35 lbs. of cast iron and has a fully supported cross travel of 4.33" and longitudinal travel of 6.5". It features a 12.28" x 6" T-slotted table which will make it easy to mount different spindle options or even temporary spindles to enable Heavy Iron to machine some of its own components.

Unlike the cross slide vise, I won't be stripping one of the slides and discarding the other. I confess that I find the little table to be too nice to consider cutting it up.




PHOTO 1: Enco compound slide table for Z-axis.



# Robotics

Though I may drill some holes in it, I'd like to retain the option of using the table as an X-Y table again in the future. For this reason, and because it's simplest, I'll just tighten the gib screws on the redundant axis to lock the lateral slide. As shown in Figure 2, the whole table will be bolted sideways onto the vertical column with the longitudinal slide forming the basis of the Z-axis motion.

If you are determined to go the cheapest route possible, by all means check out my December 2000 column for photos of the Harbor Freight vise. I've sized Heavy Iron's Z-axis mounting brackets to accommodate either the 6" vise or the Enco table.

Another option for those of you wanting a slightly smaller (and cheaper) machine, is to use two of these #201-2826 tables: one for the Z-axis as described above and another one for the X and Y motion instead of the #201-2536. As I've already noted, the #201-2826 has 6.5" x 4.33" travel, enough to comfortably handle circuit boards up to about 6" x 4" in one "bite."

With the smaller table, however, the cross leadscrew travels with the saddle, so this slightly complicates mounting a stepper drive on that axis (not a big deal, just something to be aware of). For using one of these tables as a Z-axis, I have to deal with this issue anyway because the leadscrew of the longitudinal slide moves with the table. For that matter, the longitudinal feed of the #201-2536 table works the same way.

(Harbor Freight Tools can be reached at [www.harborfreight.com](http://www.harborfreight.com) or 1-800-423-2567; Enco can be reached at [www.use-enco.com](http://www.use-enco.com) or 1-800-873-3626.)

## Crucible Furnace

Photo 2 shows the components I've gathered and fabricated to date for a charcoal-fired crucible furnace, another of my metal-working projects. This project had been on hold for more than a year, but during last summer's GEAR, Gene Elliott showed us all how easy it really is to melt aluminum using simple equipment (see my September 2000 column for the details).

If you have suggestions, questions, or comments about amateur robotics topics, you can now reach me at:

**Robert Nansel**  
Box 228  
Ambridge, PA 15003

**Email:**  
[bnansel@nauticom.net](mailto:bnansel@nauticom.net)

Construction of the furnace I'm building is described in detail in *The Charcoal Foundry*, Book 1 of the seven-book *Build Your Own Metalworking Shop from Scratch* series by Dave Gingery. If you have any interest in metalworking and you've never heard of these books, I urge you to take a look at the Lindsay Publications catalog (available online at [www.lindsaybks.com](http://www.lindsaybks.com), or you can write to them at Lindsay Publications, P.O. Box 538, Bradley, IL 60915-0538).


What you need is a five-gallon steel bucket which you line with a refractory — the cheapest being a mixture of plain fireclay and silica sand. I've had the sand and clay for a couple years, but in December, I finally made time to cut up some pieces of galvanized sheet metal and disks of plywood to serve as forms for the refractory lining. The plywood disks are the end caps, and the wide strip of sheet metal in the photo will wrap around the disks to make a temporary cylindrical form to be placed in the bucket. I'll tamp down the fireclay mixture between the walls of the form and the bucket to make a lining about two inches thick.

After the walls of the lining have cured, I'll collapse the temporary form and strip it out (that's why one of the plywood disks has grab holes cut into it). Then I tamp in a layer of

fireclay on the bottom.

The narrow strips of sheet metal in the photo will be used to edge a refractory lid. This will be a simple disk of cured fireclay, the same diameter as the top of the bucket with a vent hole in the middle and a couple eye bolts to help with lifting the lid when it's hot. The refractory disk will be reinforced by steel wire woven through holes drilled in the sheet metal edge band.

I still need to collect a couple more items to make the furnace. First, I need a couple lengths of 1.25" metal tube to make the tuyere form. The tuyere (pronounced "tweeter") is a hole near the bottom of the furnace where you connect an air blower to make the fire burn hotter. The second item is the air blower itself. The nice thing about this charcoal furnace design is that a simple hair dryer provides plenty of airflow to



**PHOTO 2: Parts for charcoal crucible furnace.**



**IF YOU NEED NEW BATTERIES FOR YOUR ELECTRONIC EQUIPMENT  
DON'T PITCH EM' - SEND THEM FOR REBUILDING! - SAVE \$\$**

- WE INSTALL NEW NI-CAD OR NI-MH BATTERIES INTO YOUR CASE.
- WE IMPROVE PERFORMANCE TO BETTER THAN ORIGINAL.
- WE FIX WHAT CAN'T BE FOUND. (OR AFFORDED)
- WE PROVIDE QUICK SERVICE. / EXTEND LIFE OF OLDER EQUIPMENT
- WE OFFER FREE QUOTES. / FREE RETURN IF QUOTE IS REFUSED.
- WE PROPERLY DISPOSE OF YOUR OLD CELLS BY RECYCLING.
- WE GIVE YOU A 12 MONTH WARRANTY.
- WE WILL BE HERE WHEN YOU NEED US / EST. 1986
- WE SAVE YOU \*\*\*\* MONEY \*\*\*\* \$\$\$

WE SERVICE RECHARGEABLE BATTERY ASSEMBLIES FOR ALL TYPES OF ELECTRONICS.  
RADIOS, SCANNERS, CORDLESS TOOLS, BAR CODE READERS, GPS, SCIENTIFIC, SURVEILLANCE

GENERAL ELECTRIC	UNIDEN	RADIO SHACK
MPD PLS MPA 4850P \$ 34.50	APX650 1050 1105 \$ 32.50	HTX 202/404 \$ 22.50
MPD PLS MPA 4860P \$ 39.50	1010 1070 1100 \$ 32.50	NEW NiMH HTX pack
MPR MPS MPX 763/777 \$ 39.50	1120 1200 Series \$ 32.50	8.4V 1680mAh \$ 39.50
MONOGRAM 4506P/1/3 \$ 37.50	BP2500 650mAh \$ 19.50	
	BP205 1600mAh \$ 22.50	<b>KENWOOD</b>
<b>MAXON SA-1155 1160 \$ 39.95</b>		PB2/6/33/34 \$ 28.50
<b>MOTOROLA</b>	<b>ICOM</b>	PB7/8/9/13/14/15 \$ 34.50
MX300 HT600 MT1000 STX	BP2 / BP3 / BP22 \$ 19.50	KNB5/7/12/14/15 \$ 34.50
NTN 4585 4824 5414 \$ 37.50	BP5 / BP23 / 24 \$ 27.50	PB10/25/26/32 \$ 24.50
NTN 6447 5521 5545 \$ 37.50	BP7 / CM7 / BP8 \$ 34.50	
NLN 5860 NTN 4327 \$ 39.50	BP157/174/180 \$ 34.50	<b>CORDLESS DRILLS</b>
	CM140/141/166 \$ 41.50	50% MORE CAPACITY:
<b>MIDLAND</b>	<b>YAESU</b>	Any brand 7.2V \$ 21.50
70-B10 B16 B19 B21 \$ 39.95	FNB 3 4 12 14 16 \$ 32.95	Any brand 9.6V \$ 29.50
B25 B26 B32 B36 B60 \$ 39.95	FNB19 21 25 27 38 \$ 32.95	Any brand 12.0V \$ 36.50
	FNB 10 1117 26 36 \$ 23.95	Any brand 14.4V \$ 39.50
		Any brand 18.0V \$ 44.50

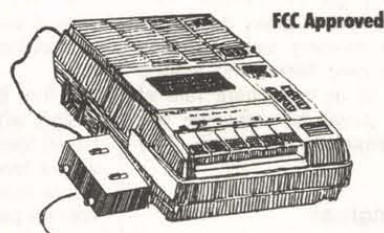
See our web pages about rebuilding battery packs used for Land Surveying.

**BATTERY REBUILD SERVICE**

FOR INFORMATION ABOUT YOUR REQUIREMENTS ... CONTACT US:  
USE THE EASY INFO. REQUEST PAGE AT <http://www.primecell.com>  
PHONE OR FAX : (814) 623-7000 E-MAIL TO: [sales@primecell.com](mailto:sales@primecell.com)  
SEND PACKS FOR FREE QUOTATION BY: UPS, FEDEX, OR US MAIL

**CUNARD ASSOCIATES INC., 9343 US RT 220, Bedford, PA 15522**

## TELEPHONE LISTENING DEVICE WITH 12 HR. RECORDER



Record telephone conversations in your office or home. Starts automatically when phone is answered, records both sides of phone conversation. Recorder stops when phone is hung up. \$99.95 + \$7 shipping. For telephone listening device separately \$19.95 + \$2 ship.

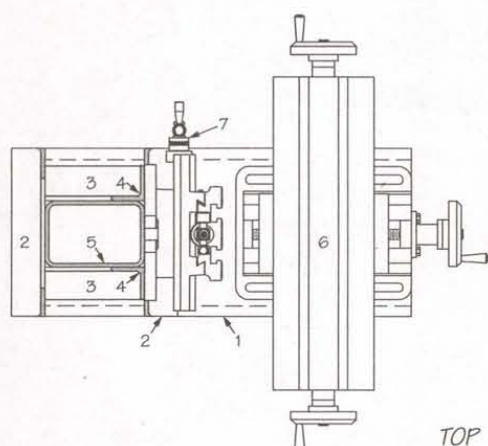
For comprehensive 50 page catalog of Micro Video, VHF transmitters, Surveillance, and Counter-surveillance and much more! Send \$3.00

Call 321-725-1000

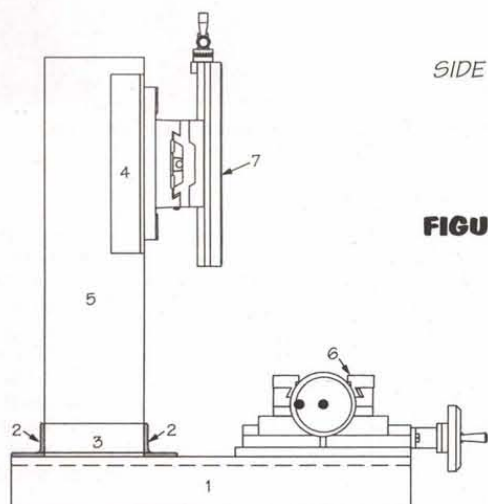
**USI CORP**

P.O. Box N2052 Melbourne, FL 32902  
COD'S OK

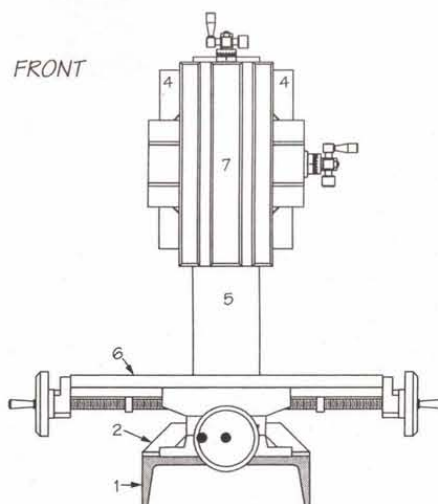




TOP



SIDE



FRONT

FIGURE 2

- 1 Machine bed, 1 ea, hot-rolled steel channel, 10" x 3" x .5" x 24"L (26 lb/ft)
- 2 Column bracket, 2 ea, hot-rolled steel angle, 2" x 2" x 1/4" T x 10"L
- 3 Column bracket, 2 ea, hot-rolled steel angle, 2" x 2" x 1/4" T x 6"L
- 4 Z-axis bracket, 2 ea, hot-rolled steel angle, 2" x 2" x 1/4" T x 10.75"L
- 5 Column, 1 ea, hot-rolled rect. steel tube, 6" x 4" x 1/4" T x 24"L
- 6 Enco Heavy-Duty Mill & Drill Table, Model 201-2536
- 7 Enco Compound Slide Milling & Drilling Table, Model 201-2826

melt aluminum, a real plus in a neighborhood like mine where folks tend to look down on running a blast furnace in the back yard. If you want to melt brass, you need a higher air-flow source (a vacuum cleaner will do).

Once I get the furnace built, there's still lots of pesky details like obtaining molding sand, building cope and drag flasks, and making patterns, so at my current rate of progress, it will be sometime late spring before my first melt. Stay tuned.

## Solar Engines

As I mentioned last month, I'm assessing the potential of BEAM robotic techniques for the Tall Grass project, my proposed all-weather backyard robots. Since the Tall Grass series of robots aims eventually to reach 10,000-hour endurance levels, two considerations dominate the design: 1) Solar power is the only feasible power source for these free-roving robots; 2) The robots' systems must be extremely reliable. As a

corollary, even as reliability must be maximized, cost must be minimized (I've got two college educations to save for now). This means I can't avail myself of the NASA method for increasing a system's reliability, (to wit, throwing money at the problem), so I must use the KISS method instead and make my robots reliable by drastically reducing their complexity.

The BEAM school of robotic design, after its fashion, has these bases covered. Though I take issue with a few of the more extravagant claims made by some BEAM adherents (in particular, regarding what it means for a system to "converge" on a solution), there's an awful lot of good work being done out there on solar-powered robots.

## Relaxation is Key

This month, I tried out two of the dozens of so-called "Solar Engine" circuits available. A Solar Engine ("SE") is a circuit that allows a relatively low-current photovoltaic solar panel to drive a load that nominally

consumes a much greater current than the panel can supply. Obviously, this means collecting low-current solar energy over time, then releasing that energy occasionally in the form of high-current bursts sufficient to drive the high-current load (typically a motor). When and under what conditions the stored energy is released are the main parameters that vary between different SE designs.

The simplest way to do this for low-power systems involves a relaxation oscillator where the solar panel charges a high-value capacitor until a predetermined voltage trigger point, then dumps all the stored charge at once through the load. Figures 3 and 4 show the circuits I built based on schematics available on the web ([www.beam-online.com/Robots/Circuits/circuits.html](http://www.beam-online.com/Robots/Circuits/circuits.html)). I used the same solar panel, capacitor, and motor for both circuits so I could get some idea of relative performance of these two very simple circuits.

Though I specify a Panasonic solar panel module, most any module that produces three or more volts

will work, including the tiny solar panels used in solar-powered calculators. That's one of the charms of this approach to robotics: many of the components — both mechanical and electronic — that you need to build robots can be readily salvaged from discarded calculators, Walkmans, pagers, and the like. This means you can try BEAM-style robotics, and if you don't like it, then you haven't necessarily spent a lot of money.

## FLED SE, See?

The first circuit (Figure 3) is the classic FLED SE. This circuit is older and a little less efficient than newer variants, but it has the advantage that the parts are cheap and available worldwide. The voltage trigger in this circuit is the "FLED," a simple flashing LED, the type with its own LED flasher chip built right into the LED case.

When you first build the circuit (note the absence of a power switch), the capacitor C has zero volts across it, and thus no energy stored. Solar panel PV begins charging the capacitor at a rate determined by its short circuit current. PNP transistor Q1 is biased off because its base is pulled toward V+ through the series network formed by resistor R1 and the rotor windings of motor M; NPN transistor Q2 is also biased off because its base is starved for current since Q1 isn't conducting.

But for the FLED, once the capacitor is charged to the maximum voltage of PV, the circuit would stay in this state forever, consuming a minute amount of leakage current through Q1 and Q2. The circuit doesn't stay stuck, though, because the FLED operates as a low-current voltage trigger. The FLED conducts very little current until the voltage across it rises above about 2.5V, the minimum operating voltage of the FLED. The FLED turns on, briefly bringing Q1's base low and thus turning Q1 on. Q1 now supplies current to Q2's base; Q2 saturates, allowing discharge current from capacitor C (plus the much smaller current of the solar battery) to flow through the motor windings. The low Vce saturation voltage at the collector of Q2 forces Q1 to stay on even after the FLED turns off, thus forcing Q2 to stay on, as well. In essence, Q1 and Q2 form an SCR latch which, once triggered, continues conducting until most of the charge in C is gone. When the voltage drops below about 0.7V, the transistors turn off and the cycle starts over.

## Gotchas

The FLED SE has a couple characteristics to keep in mind. First, the



# Robotics

circuit is at its best in bright light. The ceiling fluorescent lights in my office, for instance, take about 15 minutes to fire the motor (if it ever fires at all). On my windowsill in indirect sunlight, however, the circuit pulses the motor about seven or eight times a minute and, in direct sunlight, it pulses every few seconds.

Second, like any LED, a FLED is not just a light emitter, it's also a light detector. Certain light levels are reputed to make a FLED circuit misbehave, and for this reason, FLED SE builders often cover their FLEDs with an opaque material such as heat-shrink tubing or paint to prevent erratic operation.

In my own experiments, I wasn't able to confirm any change in circuit operation when the FLED was covered or not. This may be more of an issue with solar batteries that produce lower current or voltage than the model I used. I want to investigate this further because it seems to me the effect — if it can be tamed — might be useful for building light sensitivity into systems incorporating FLED SEs. Indeed, Ben Hitchcock's "FRED" variant of the FLED SE puts the effect to good use (<http://wollongong.apana.org.au/~ben/fred/schematic.html>).

## 1381 SE

BEAM builders thrive on putting components designed for other purposes to new uses in their designs. One such component is the MN1381 voltage detector chip. This three-pin chip was originally designed to monitor the power supply voltage for

microcontroller circuits. Microcontrollers must have a steady voltage supply at a specified minimum voltage for proper operation, and this is impossible to guarantee when power is first turned on. The solution is to monitor the relatively slowly rising supply voltage and hold the MPU chip's reset line low until the supply voltage reaches a safe level. Since MPU systems often operate from batteries, the reset control circuit must have very low power consumption.

The Panasonic MN1380 series of voltage detector chips is available in several voltage trigger levels, ranging from 2.2 to 4.9 volts. The MN1381J, for instance, pulls its CMOS output (pin 3) low until the input (pin 2) reaches about 2.9 volts, whereupon pin 2 goes high. The chip has 300 mV hysteresis built in to prevent false triggering near the threshold, so the voltage at the input must drop back down below 2.6V for the 1381 to again pull pin 2 low. This makes the MN1381J a perfect voltage trigger for a solar engine that produces at least 3V.


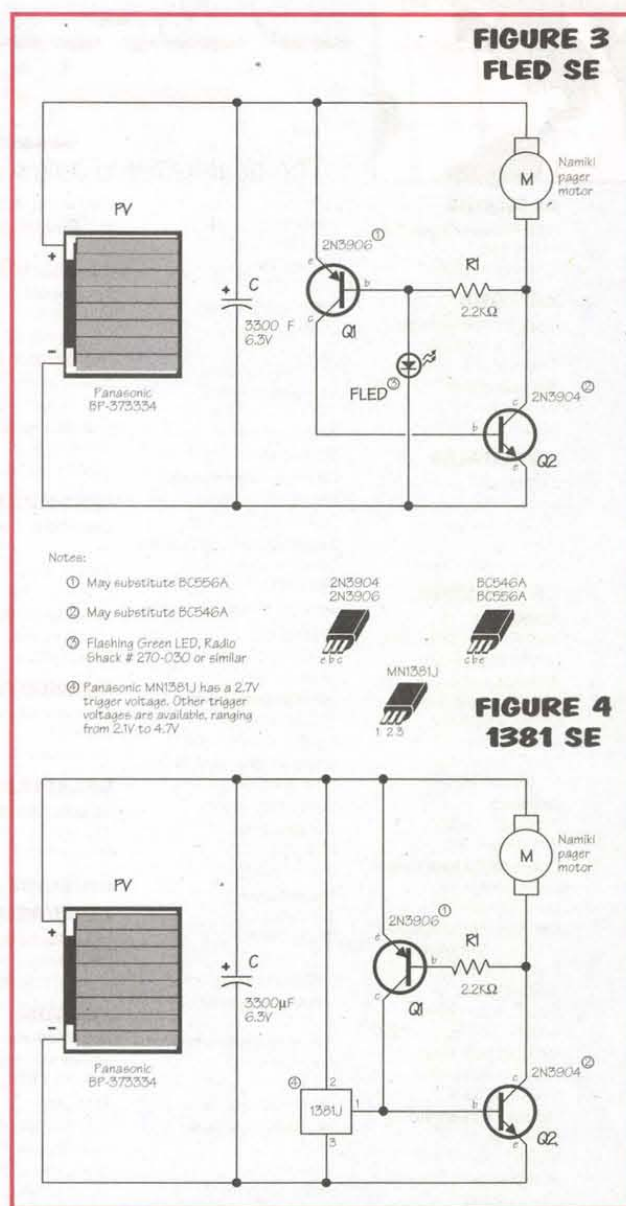
All you have to do to convert the FLED SE is remove the FLED from the circuit in Figure 3 and replace it with an MN1381J as shown in Figure 4. When the capacitor reaches 2.9 volts, the output pin of the 1381 goes high, thus turning on NPN transistor Q2 which, in turn, forces PNP transistor Q1 to turn on, etc. Unlike the FLED SE, in this circuit, it's the NPN transistor that gets turned on first, but the result is the same.

The circuit is a little more efficient than the FLED SE. My prototype produces about 9 or 10 motor pulses a minute in indirect light, and a motor pulse every other second in direct sunlight.

I'm not sure how I might use these sorts of circuits in a Tall Grass robot. Tall Grass robots will store most of their energy reserve in batteries rather than capacitors, but they'll use large capacitors to reduce the peak current pulses the batteries must supply. This will increase battery life (because fewer high-current charge/discharge cycles would be needed), and reduces the size of the battery needed. Whether they would also use the relaxation oscillator technique to dole out power bursts is another question. More in future columns.

## Artificial Life

Given my current inter-



**PHOTO 3: Yonatan and Nadav and me.**  
(I'm the one with the glasses.)

est in free-range robots, it seemed natural to read up on Artificial Life. There is no better introduction to this topic than Steven Levy's book *Artificial Life: A Report From The Frontier Where Computers Meet Biology* (1st Vintage Books ed. 1993, ISBN 0-679-74389-8).

I had resisted reading Levy's book when it came out in the early 90s for reasons that seemed good at the time. I admit it, I held the prejudice that Artificial Life (A-life) was just about simulations and pretty pictures, that it had little to offer folks who build real robots to operate in the real world. Boy, was I wrong.

It's true, part of A-life is about virtual worlds and flashy graphics, but the intellectual wellsprings of A-life are as deep and profound as anything Artificial Intelligence has to offer. A-life concepts provide common roots for areas as diverse as cel-

lular automata, genetic algorithms, neural networks, and subsumption architecture robotics. In fact, A-life seems more likely to me today to produce the insights we need to build robots that are at home in the real world than classical AI approaches.

A-life includes in its core the notion that complex behavior is often an emergent property of systems operating with a few relatively simple rules — that the observed complex behavior of life and, increasingly, of machines needn't be pre-programmed.

This is good news for me as a robot builder, because software has always been my Achilles heel. Read *Artificial Life*. This is not just another science popularization, but a well-crafted history and explication of the ideas of A-Life. It's a fascinating read, and my only regret is I didn't read the book eight years sooner. **NV**



*The dealers listed below carry the latest issue of Nuts & Volts, for your convenience.*

**Western Test Systems**  
2701 Westland Ct.  
Cheyenne 82001



# Cyber-Street Survival

by M L Shannon

## Part 3: "Without A Trace"

Welcome back to Cyber-Street. In this, the third article in the series, we will have a close look at Email, about making it more private, and some more on spam. But first, let's get right into things you can do.

phone; the one you actually used to make the call. When you surf the World Wide Web through a Proxy, you hide your IP address just as call forwarding hides your telephone number. A Proxy, then, is a computer that you connect to using your web browser that 'forwards' you to the sites you visit using their IP and not yours. And, they are legal to use. At least for now ...

To use a Proxy, obviously you have to have one. There are hundreds, located all over the world; many of them are in Sweden and The Netherlands. Some are at large corporations, some at small businesses and universities. A comprehensive list is at <http://poisk.hypermart.net/proxy.htm>. You can go there and select one to use. For now, choose one that is listed by its IP (numeric) address. For example, 204.120.251.236:80. In a future article, we will go over some Internet tools one of which converts IP addresses to their 'Plain English' site name.

If you haven't already, please go to Gibson Research at [www.grc.com](http://www.grc.com) and download a free program called IP Agent. Install it the same as you would any other program, and you will see an icon which is a red circle with the letters 'IP' on your desktop. While still connected to the Internet, double-click it and it will display the IP address you are presently using. Presently. Remember that with a modem dial-up account you probably have a dynamic IP which changes each time you connect. Make a note of it.

Next, configure your browser. If you are using Netscape, click on Edit, then Preferences, Advanced, and Proxy. A dialog box will open where you can type in the IP you will be using. Note the '80' goes in the right-hand column without the colon. If you are using the Opera browser, click File, Preferences, Connections, and a dialog box pops open where you can enter the IP much the same as with Netscape.

### A4Proxy

A better way is to have a program that does most of the work for you. That's because Proxy Servers come and go, some are very slow compared to others, some are anonymous, meaning that they do not forward your own IP address to the log file at the site you are visiting, and others are not anonymous. There are dozens of these programs that you can find at [www.winfiles.com](http://www.winfiles.com) but most of them, all but a few, are intended for use

with networks. They make it possible for all of the computers in a small office or network to share the same

Internet connection. They are not designed for use on a single computer.

The A4Proxy program works on a single computer. And it includes a list, updated periodically, of several hundred Proxies you can connect to; relay through. It has many useful features such as checking all the Proxies on the list to see which ones are up and running, and how fast they are. You can set it to use the same Proxy until you change it, or to automatically switch to another one every time you connect to a different web site. Now, that's anonymity.

### Setting up A4

Download the program from [www.inetprivacy.com](http://www.inetprivacy.com) to a sub-directory of your choice. Once complete, close any Windows programs that are running and, if using a modem dial-up ISP disconnect from the Internet. From Desktop, do File and Run. Installation takes only a minute, after which you will see the screen shown in Figure 1.

In the center is the list of proxy servers included with the program. The trial version has about 25, the




Remember from the first article what you read about log files? How, when you connect to any web site, you leave information about yourself that is stored in these files? These sites are able to get this information because it is being sent by your computer. They know where you are coming from because of your IP

address. They may also know what sites you visited previously. You have also read a little about Cookies and banner ads and what they can do.

By using a Proxy you can avoid these problems. Reveal less information about your browsing habits. The program reviewed here is called A4Proxy, available at [www.inetprivacy.com](http://www.inetprivacy.com).

### Proxy servers

Using a Proxy is sort of like call forwarding; you make a call from your phone, it is relayed through a second phone to its destination. At the other end, if someone was using Caller ID, they would see the number of the second phone and have no way of knowing the number of the first





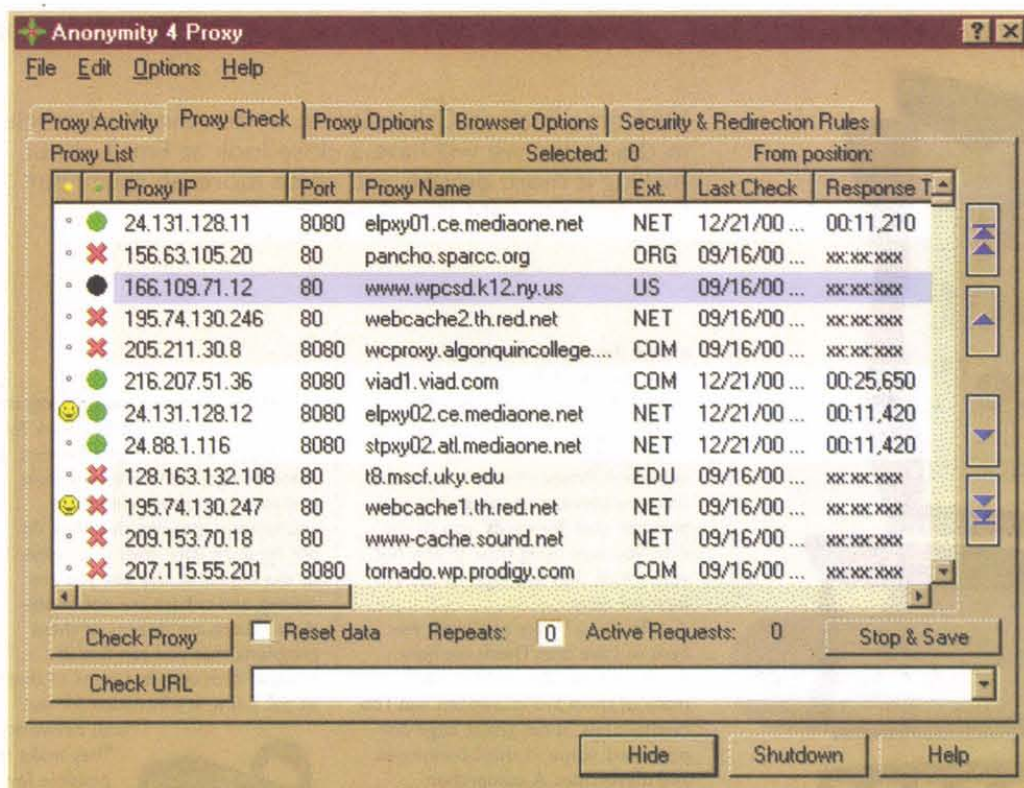


FIGURE 1

registered version several hundred.

Now, log back on. If you are using the Zone Alarm or any other Firewall, turn it off for now. A4 will not work if a firewall is in use. Click one of the listings near the top of the screen to highlight it. Then click the Check Proxy button. (With the registered version, you can check them all at once and this may take a while, so you can stop it with the Stop & Save button.) You will see

the icons on the left changing as A4 checks the servers to see if they are up and running.

The icons that are green are working and anonymous, those with the red X are not. Click on a green one, then right click and select Set As Default. Also click Add To Favorites and the yellow smiley face appears. Finally, click Options and make sure Direct Connect is not checked.

Visit us at [www.nutsvolts.com](http://www.nutsvolts.com)

## Catch The Bus



### USB Relay Module

Control 8 to 16 "form C", 1 Amp relays

### USB Opto Module

8 to 32 opto-isolated Inputs and Outputs

### USB Digital Module

Industry standard 50 pin interface

### USB Temperature Module

Measures temperature over multiple remote sensors

### J-Works, Inc

12328 Gladstone St., Unit 4  
Sylmar, CA 91342  
(818) 361-0787 Voice  
(818) 270-2413 Fax

Visit our Web site for free  
information on all our products  
<http://www.j-works.com>  
E-mail [sales@j-works.com](mailto:sales@j-works.com)

### A4 is ready, but there is one more step: Configuring your browser

This is done the same as in the above example except that you enter 127.0.0.1 as the proxy. On the right, enter the port number as shown on the screen. Use 80 for the WWW, and the same for SHTML but for now, it is not necessary to use the others. The Help files have step-by-step instructions for Netscape and Internet Explorer should you need them. If you are using Opera, the procedure is the same as with Netscape; use 127.0.0.1.

A4Proxy has other settings that you can experiment with, and they are explained very well in the Help file. It is not necessary to do so, but if you like, have at it. Meanwhile, you are now able to roam the Web to your heart's content without leaving a trail behind you.

### Testing your connection

Whether you are plugging in a single Proxy IP to your browser, or using A4, you may want to run a test to make sure you really are

being 'forwarded.' Now, at GRC, go back and redo what you did in Part I. Click on Test My Shields and an IP address will be displayed; the IP that Gibson sees you coming from. If all is working, this IP will be the one you entered into your browser, or are using with A4 that you right-clicked to set as default, and not the one you made a note of. (You did write it down, didn't you?) However, it may not be the same as the one you first used through A4, if you have set it so that it automatically changes from one proxy to another every time you switch to a different site.

### Disabling A4Proxy

There may be times when you don't want to be anonymous, in which case you can disable A4 by clicking Options and Direct Connection. Or, go back and reconfigure your browser to Direct Internet Connection.

This is an excellent program. I have been using it for more than a year and have not found any bugs; it does what it was written to do. A new version was recently released; 2.51 with some neat new features, but I haven't tried it yet.

### Electronic mail

Fascinating that you can type a letter and with the click of a few keys, send it to someone thousands of miles away, and it is delivered in a few seconds. When you hit the <SEND> button of your Email program, your message starts on a journey. It goes from your computer to your ISP and on to its destination in a



series of hops. Sort of like Snail mail. I will explain.

You write a long letter to your Granny, place it in an envelope, and drop it in the mailbox on the corner. A carrier picks it up, and along with all the other letters, it goes to some kind of sorting facility. In large cities, there is often a central location where all mail goes, and from there, depending on the first two digits of the zip code, the letter is sent off to a different storage and sorting place. From there, it goes to smaller facilities, and is sorted again until it reaches the actual post office that



delivers to the final destination. All based upon the zip code.

## Packets

Everything that gets sent over the Internet, whether it is Email or a program or graphic being downloaded, everything goes in small pieces called packets. It is like you sent your Granny's letter one page at a time; each page in a different envelope.

Every packet contains a header which has (among other things) the destination address so that it can get where it is supposed to go. The destination address is read by one or more routers along the way. These routers analyze the header, consult a series of tables, and decide if the final destination is where that router is, or if it is to be forwarded to another router that is closer.

Eventually, the packets get to a router that, after it consults its tables, says to itself, "Hey, this IP belongs to me. This packet goes here. I don't need to forward it to another router." A slight oversimplification, but that's basically how it works.

## Hippety hippety hop

Each one of these 'forwards' is called a 'hop.' In its path, the packet might have more than a dozen hops. Now the shortest distance between two points may be a

straight line, but this does not apply to Internet routing. You are in Nevada, and your Granny is in Iowa. But the message might first go to Virginia. Sort of like United Airlines. If you want to fly from Cleveland, OH to San Francisco, you have to go by way of Atlanta, GA. Go figure ...

In Part 5, we will review a program, Net Demon, a suite of Internet tools one of which is Traceroute. This tool will list most all of these hops and explain what and where they are. No reason to wait, though. Get Net Demon at [www.netdemon.net](http://www.netdemon.net). Another Traceroute program, Visual Route, has an online demonstration at <http://visualroute.zitel.com/>. Just type in an IP address and watch. Pretty nifty, eh?

## Is it really private, my Email?

Hop refers to the actual forwarding of the packets from one physical location to another. Each of these locations are called 'nodes.' At any of these points — nodes — there are service technicians who could read what you have sent. Now this would be most unusual, for two reasons. First of all, they may be processing tens or hundreds of thousands of messages and simply don't have the time. And even if they did, what do you have to say that would be of interest to a total stranger? So, for the most part, yes, your Email is private. However, there are exceptions.

## Interception

It is possible that people can hack their way into your server, or any of the computers at the nodes along the path, and intercept Email messages. But this is big-time stuff and easier said than done. It requires sophisticated tools, a working knowledge of the UNIX operating system

and, of course, there is the matter of getting access to the server. Finally, the farther away, in hops not miles, the server is from the person trying to break in, the more difficult it will be because of the increase in traffic through the server. We will touch on this, without getting into great detail, in Part 5: Hackers and Hacking.

## Carnivore


Big Brother is still watching. It is hardly a secret that government agents want to know everything they can about us citizens. And it is not unusual for them to bend the rules to get the information they want because they know they can get away with it.

Recently, the FBI set up a system called Carnivore which is a packet sniffer (much like the one you will read about in Part 4, but on a much larger scale) that can scan Email looking for certain names and key words. If these key words are found, the message is flagged and may be investigated. They are probably copied to a special file and automatically forwarded to some federal spy facility.

The Feds assure us that they use this only if they have a warrant. But whether that warrant is specific to a particular person, which was once required by law, or is a 'blanket' so they can read anything, any mail that contains these key words, I don't

know. And they aren't telling.

Okay, your Granny in Iowa (with whom you are now on good terms) sends you Email, telling about a 'great flick she caught.' Granny is cool! So, you send her the following: "... Oh, Gramma, I saw that movie you recommended, but it was a bomb. Now I have some time to kill until the President will be appearing on TV ..." Carnivore intercepts it and 10 minutes later the Secret Service kicks your door down and takes you away and no one ever hears from you again. And you thought only the CIA could make people disappear :).



Seriously, though, such words would no doubt be flagged and while the SS will realize this is a completely innocent message, still the idea of being 'flagged' doesn't sit well with some folks. Right now, the FBI is under heavy fire from privacy organizations and many of us Netizens. For the latest on Carnivore, see [www.epic.org](http://www.epic.org) the Electronic Privacy Information Center.

## What you can do

There are umpteen thousand ISPs in this country and it isn't likely

## PROGRAMMABLE SOLENOID

- Low cost motion control
- Wide operating voltage (12 - 28)
- Onboard programming and parameter storage
- Self-contained electronics

### Rotary (PPS-1)



\$95.00 + \$5 s/h

### Linear (PPS-2)



\$145.00 + \$5 s/h

- Simple connection only 3 wires: Power, Ground, and CMD signal
- Long Life: Brushless ball bearing stepper
- Constant current Torque/Force

The Picard Programmable Solenoid (PPS) delivers the motion capability of a sophisticated stepper motor system with the simplicity of a solenoid. This eliminates the non-linear and erratic banging motion of a traditional solenoid. The electronics of the PPS allows the user to program and store the desired motion profile using the simple user interface. The innovative PPS gives programmability to the motion of a solenoid without the expense of a costly motion control system.

## PICARD INDUSTRIES

Specializing in Miniature Smart Motors and Sensors

4960 Quaker Hill Road  
Albion, New York 14411

Phone/Fax 716-589-0358

Email: [jamdep4@iinc.com](mailto:jamdep4@iinc.com)  
[www.picard-industries.com](http://www.picard-industries.com)

Circle #102 on the Reader Service Card.

## SATELLITE TV - HACKERS 'BIBLE'

### The SECRETS are REVEALED!

- The principles of security
- Descrambler building blocks
- Smart cards, information wars & stupid mistakes
- Cracking codes (includes DirecTV source code)
- Installing and hooking up descramblers
- Video manipulative systems...and much more...

[www.baylin.com](http://www.baylin.com)  
or... call 800-483-2423

ORDER via Internet or Send \$60 plus \$5 s/h to:

Baylin Publications, 1905 Mariposa, Boulder, CO 80302

MASTER, VISA & AMEX / COD orders accepted

FREE CATALOG - Satellite TV books, videos and software

European  
Scrambling Systems



576 pages, 6" x 8-1/2"

NEW!  
5th Edition

Telephone: 303-449-4551  
FAX: 303-939-8720

Circle #99 on the Reader Service Card.

Nuts & Volts Magazine/MARCH 2001 89



## Skinning the Cyber-Cat

It seems there is no limit to what some people will do to get your personal information through the Internet. Or how many demographic dollars they will spend.

A Texas company, Digital Convergence, at [www.digital-convergence.com](http://www.digital-convergence.com), has been giving away a bar code 'zebra-stripe' scanner, called Cue-Cat, to unsuspecting people. What these little gizmos do is, you use them to scan the code on a package, English muffins or toilet paper or whatever, and you are instantly connected to the manufacturer's sites.

What you are not told when you register this little peripheral is that it is spying on you. When you register, you have to include certain information, including your name, address, age, sex, Email address, and all important zip code. Then, every time you use the scanner, you are sending this personal registration info, and a unique serial number along with the URL of the sites you scanned into, to the manufacturer, DC. That tells them a lot about you. And they build massive databases.

### Enter the Hackers

Now hackers are not only inquisitive, they also tend to be a tad skeptical. Especially when someone gives something — a computer-related device — away for free. So, a bunch of people took their little felines apart and discovered that they could delete the serial number by clipping one pin of an IC, or better yet, reset it to whatever they chose. Like zero.

Now, according to an article I read, Digital Convergence had (past tense?) planned to give away 40 million of these gizmos. And at \$10.00 per, that's \$400,000,000.00. That may well have been a fatal error. As word gets out, Digital Convergence might be forced to scrap the project. But more likely, what with all that cash being involved, they will first redesign the scanner to make it more difficult to hack (rotsa ruck!) and then their attorneys will start lobbying for laws against taking the thing apart. People telling you what you can and cannot do with something that belongs to you.

Someone has already written software so that kitty

can run on Linux and Mac, so DC will also probably try to outlaw it just as was done with the Linux DVD player software. See [www.2600.com](http://www.2600.com) for details.

But whatever happens, thanks (once again) to hackers, the Internet world is learning the truth about Digital Convergence and their fact-filing feline. Hey, DC: The cat's out of the proverbial bag!

Think about it. Digital Convergence was willing to invest \$400,000,000.00, believing that they would be able to sell the info they amassed at a big profit. Probably several billion. Again, that may well have been a fatal error. Time will tell. But, isn't it kind of freaky knowing that there are marketing companies that would pay that much money just to learn your shopping habits? It gives you an idea of how big this consumer detail information industry really is.

But you don't have to be part of it. If you decide to get one of these free scanners, you can modify it. Far as I know, there is no law prohibiting this. And, you can use fake registration information. (Think Proxy!) since in doing so, you probably aren't defrauding anyone. Might not be a bad idea, though, to check in at <http://cexx.org/cuecat.htm> to see what's new on the legal issues.



that the government can install Carnivore on all of them. They might concentrate on the larger servers. AOL, Earthlink, etc., so using a small independent server might avoid Carnivore. Maybe. On the other hand, the Feds might set up Carnivore up at the major hubs, switching centers, such as Mae East and Mae West.

Given the way the Internet is exploding, I suspect it will be difficult for the Feds to scan all of us, but again, most of us don't much like the idea. So, there are a few things you can do.

### Sending Email anonymously

There are anonymous remailers and there are free email accounts, but one is not necessarily the other. Rather than have me explain it, this is a little exercise you can do yourself.

Do a search using Dog Pile, [www.dogpile.com](http://www.dogpile.com), for 'free email' sites. There are more of them than you can shake a joystick at, so select a few and sign up.

Once you have the account open, send mail to yourself at your real address. It should get there in a few seconds. Open it and look at the header.

An Email Header contains a lot of information that is usually 'hidden' since you don't need it to send and receive mail. With Eudora, click on the little button that says blah ... blah ... blah. Other Email programs will have instructions in the Help files.

Scan through the header. What you are searching for is anything that can be used to trace email back to you. Do you see your own ISP name? Your real IP address? Your name? The name you gave your computer when you installed Windows?

If so, scrap it and find another. Now, do the same thing using A4Proxy, and your IP will not be found in the header.

To help eliminate spam, I have set up a temporary Email account which I use to contact sites that may result in spam. Such as when listing the new site I have built for a client; to get them in the search engines. One of them, Lycos, has been sending several copies of a boring newsletter to me for years and nothing I have been able to do will get them to stop.

So, after a while you can dump the account and open another new one, keeping your real permanent Email free for important things like checking Round Table for specials on pizza.



**B/W Board  
Hi-Res Cameras  
From \$32.00**



**Hi Power  
Infrared  
Board  
Cameras From  
\$39.00**

All Cameras Shipped With PlugPlay Cable With RCA Video Out and Standard DC Barrel Plug. Enclosed Cameras Come With Miniature Mounting Bracket. All Products On This Page Use 12 Volts DC Standard!! Please Call 1-800-903-3479 For More Information or Email:

[Sales@IntellicamSystems.Com](mailto:Sales@IntellicamSystems.Com)



**Enclosed B/W  
Pinholes  
From \$39.00**



**Color Board  
Pinholes  
Starting At  
\$79.00**

[www.INTELLICAMSYSTEMS.com](http://www.INTELLICAMSYSTEMS.com)



**High Res Color  
Enclosed Pinholes  
From \$99.00**

Your New Headquarters For 2.4 Gigahertz Wireless Solutions. All of our wireless transmitters are FCC compliant. Outputs vary from 10mw (no license required) to law enforcement grade high power outputs. Some outputs do require certain FCC licenses.



**Camera and  
Transmitter About  
The Size Of A  
lighter!!**

**Supermini COLOR  
CCD Wireless Starts  
at \$139.00**



**Our 24-100  
Wireless  
Transmitter is 4  
channel switchable  
and is the worlds  
smallest PLL  
Crystal Controlled  
TX. Available.  
Starts at \$49.00**



**Matching 4 Channel  
Receiver Available  
Starting at \$49.00**

**\$136.88 In  
Quantity**




**4 Inch TFT Color  
Display  
With Audio And Image  
Reverse.  
RCA Connectivity  
Operates On Standard  
12 Volts DC. 89,622  
Pixels For Excellent  
Resolution. Ideal  
For Setting Up Video  
Surveillance Systems.  
Compatible With All  
Video Game Consoles.**

From Board Level Pinhole Cameras To Specialty Underwater Color Infrared Cameras, We have what you're looking for at true wholesale prices. Call us now at 1-800-903-3479. Dealers Always Welcome.



## Anonymous remailers

They come and they go, some are shut down by law enforcement, others because they generate no income while requiring time and equipment to maintain. A good place to start for current information is



<http://www.cs.berkeley.edu/~rph/re-mailer-list.html> located at the University of California at Berkeley.

You will need to send Email to them to get set up, and they will provide a certain amount of assistance but not hand-holding. You will be expected to do your part in getting set up.

What remailers do is analyze the header, strip away the address where the message originated, and then pass it on, relay it, to yet another anonymous remailer where the same thing is done. This may happen several times, so when it reaches its destination, there is no trace of where it originated.

The Electronic Frontier Foundation ([www.eff.org](http://www.eff.org)) has a good article on anonymous servers and there is much useful information on Usenet in the Newsgroup `alt.privacy.anon-server`. Another good web site is <http://generalprotection.fault.net/orange/>.

## Encryption

Scrambling your Email may not disguise its origin or destination but it can make it difficult and even impossible to read. There are many programs, quite a few of which are free, that will do the job nicely, and which will be covered in detail in Part 5. But for absolute security, use Pretty Good Privacy (PGP), a Public-Private Key system which has become the Internet standard. Use it correctly and no one, not even the NSA will be able to defeat it. No one.

For now, you can get PGP (which is free) at <http://web.mit.edu/network/pgp.html>. Getting it installed and configured is a little tricky, but help is available at [www.freedomfighter.net](http://www.freedomfighter.net).

As to other programs, you take your chances. They might be very secure, they might not be.

Incidentally, if you are interested in the details of how the Public-Private RSA algorithm works, it is explained in a surveillance FAQ at [www.fusionsites.com](http://www.fusionsites.com) under the Lysias Press button. **NV**

## Next Month:

In Part 4, we will start with another useful program, CommView, for those who want to learn more about what information is entering and leaving their computers. This is a Packet Sniffer, similar to the ones the Feds use in Carnivore. The trial version displays only every other packet, but you will be able to use and understand it from this and decide if you want to register it. The cost is \$49.00 for the personal version. An excellent program; I use it and have had zero problems.

Also, we will review your visit to the Gibson Research site, then on to Cyber-Stalking. How it may be possible for certain people to learn enough about you to assume your identity and do things that could make your life very unpleasant. And, of course, more about programs that encrypt your Email, how secure they are, and why using them may or may not be a good idea.

Finally, a look at Internet pornography in an interesting story called "Time Magazine and The Great Cyberporn Hoax of 1995."

## PICmicros & BASIC

PicBasic Compiler - \$99.95

PicBasic Pro Compiler - \$249.95

Now it's even easier to program the fast and powerful Microchip PICmicros. The PicBasic and PicBasic Pro Compilers convert your English-like BASIC programs to files that can be put directly into a PICmicro. True compilers for faster, longer programs. BASIC Stamp™ I/II\* libraries. For mid-range PIC12C67x, 14Cxxx, 16C55x, 6xx, 7xx, 8x, 87x, 9xx and high-end 17Cxxx (PicBasic Pro only).

\*BASIC Stamp is a registered trademark of Parallax Inc.

New! PIC-XI  
Experimenter/  
Lab Board

Assembled - \$199.95  
Kit with parts - \$139.95  
Bare PCB only - \$49.95



EPIC Plus PIC Programmer - \$59.95



Programs PIC12C5xx, 67x, 14Cxxx, 16C505, 55x, 6xx, 7xx, 8x, 87x and 9xx.  
Optional ZIF adapters for DIP, SOIC, MQFP, PLCC.

Runs off two 9-volt batts or optional AC adapter. Includes programming software and assembler.

PICProto  
Prototyping Boards

Get it wired quicker! High-quality blank prototyping boards for PICmicros. Holds PICmicro, 5V reg. caps, oscillator, DB9-25, large proto area. \$8.95 - \$19.95



microEngineering Labs, Inc.

Box 7532 Colorado Springs CO 80933  
(719) 520-5323 (719) 520-1867 fax  
<http://www.melabs.com>

Discounts  
for paid  
subscribers!!

Visit our Book Store on-line!!  
[www.nutsvolts.com](http://www.nutsvolts.com)

## The Standard for checking Capacitors in-circuit



Good enough to be the choice of Panasonic, Pioneer, NBC, ABC, Ford, JVC, NASA and thousands of independent service technicians.

Inexpensive enough to pay for itself in just one day's repairs. At \$179, it's affordable.

And with a 60 day trial period, satisfaction guaranteed or money-back policy, the only thing you can lose is all the time you're currently spending on trying to repair all those dogs you've given up on.

**CapAnalyzer 88A**

Available at your distributor, or call 561-487-6103

**Electronic Design Specialists**

## Locate shorted or leaky components or conditions to the exact spot in-circuit

Still cutting up the pcb, and unsoldering every part trying to guess at where the short is?



\$179

Your DVM shows the same shorted reading all along the pcb trace. LeakSeeker 82B has the resolution to find the defective component. Touch pads along the trace, and LeakSeeker beeps highest in pitch at the defect's pad. Now you can locate a shorted part only a quarter of an inch away from a good part. Short can be from 0 to 150 ohms

**LeakSeeker 82B**

[www.eds-inc.com](http://www.eds-inc.com)



# Nuts & Volts Book Store

Now you can order on-line! Check out our new store at [www.nutsvolts.com](http://www.nutsvolts.com)

BOOKS PUBLISHED BY MCGRAW HILL

AUTHOR/TITLE	REG PRICE	SUB PRICE
Axelsson, J.L. — Making Printed Circuit Boards	\$22.95	\$20.65
Brown, R.M. & Lawrence — How to Read Electronic Circuit Diagrams	\$19.95	\$17.95
Carr, J. — Practical Antenna Handbook	\$49.95	\$44.95
Carr, J. — Secrets of RF Circuit Design	\$39.95	\$35.95
Davidson, H.L. — Build Your Own Test Equipment	\$22.95	\$20.65
Davidson, H.L. — Radio Receiver Projects You Can Build	\$21.95	\$19.75
Davidson, H.L. — Troubleshooting and Repairing Consumer Electronics Without a Schematic	\$24.95	\$22.45
Edwards, S. — Programming and Customizing the BASIC Stamp Computers	\$34.95	\$31.45
Gibilisco, S. — Amateur Radio Encyclopedia	\$29.95	\$26.95
Gibilisco, S. — Handbook of Radio and Wireless Technology	\$44.95	\$40.45
Gibilisco, S. — TAB Encyclopedia of Electronics for Technicians and Hobbyists (hard cover)	\$69.50	\$62.55
Gibilisco, S. — The Illustrated Dictionary of Electronics	\$39.95	\$35.95
Goodman, R. — How Electronic Things Work ... and What to Do When They Don't	\$24.95	\$22.45
Graff, R. — Encyclopedia of Electronic Circuits	\$39.95	\$35.95
Horn, D.T. — Basic Electronics Theory	\$26.95	\$24.25
Horn, D.T. — Ready-to-Build Telephone Enhancements	\$17.95	\$16.15
Lenk, J. — Circuit Troubleshooting Handbook	\$39.95	\$35.95
McComb, G. — The Robot Builder's Bonanza	\$18.95	\$17.05
Predko, M. — Handbook of Microcontrollers	\$54.95	\$49.45
Predko, M. — Programming and Customizing the PIC Microcontroller	\$39.95	\$35.95
Predko, M. — Programming and Customizing the 8051 Microcontroller	\$39.95	\$35.95
Scherz, Paul — Practical Electronics for Inventors	\$39.95	\$35.95
Sinclair, J. — How Radio Signals Work	\$24.95	\$22.45
Tomal, D./Widmer, N. — Electronic Troubleshooting	\$34.95	\$31.45
Veley, V. — The Benchmark Electronics Handbook: 260 Most Common Popular Electronics (cloth cover)	\$65.00	\$58.50

Call 1-800-783-4624 today!

WE ACCEPT VISA AND MASTERCARD

# 10% OFF

FOR PAID SUBSCRIBERS

Send check or money order to Nuts & Volts, 430 Princeland Court, Corona, CA 92879. Include a complete shipping address (no P.O. Boxes, please). Shipping & handling \$4.50. CA residents add 7.75% sales tax. Or, call our toll-free order-only line at 1-800-783-4624 and use your MasterCard or Visa. Or order on-line at [www.nutsvolts.com](http://www.nutsvolts.com). ALL ORDERS MUST BE PREPAID.



# New Product News


## ANALOG OUTPUT MODULE

The WTDAC-M is a member of the new stackable RS-232 data modules available from Weeder Technologies.

Four analog output channels span -10 to +10 VDC using a 12-bit DAC. Set distinct DC voltage levels on an output using simple ASCII character strings containing the desired voltage listed in standard engineering units, no conversion necessary.

Automatic generation of trapezoidal and S-curve ramp functions simplify complex multi-point cyclic operations. Individual power-up voltages for each channel can be programmed by the user. Calibration is performed in software eliminating the need for user adjustable trim-pots. Gain and offset coefficients stored in non-volatile memory.

All modules in this series can be plugged end-to-end on a common RS-232 cable attached to the serial port of a host PC. An on-board 32-position DIP switch sets the address of each module, which is used for identifying data transmitted from it, as well as directing data transmitted by



the host.

The data bus supports full anti-collision discipline between connected modules and will allow up to 32 modules to share the same communications line. Power is supplied by an external 15 to 25 VDC source (not included) to the first module in the chain and is carried down the RS-232 cable to successive modules.

The WTDAC-M sells for \$79.00. A data sheet is available in PDF format on the web site.

**WEEDER TECHNOLOGIES**  
P.O. BOX 2426, DEPT. NV  
FT. WALTON BEACH, FL 32549  
850-863-5723  
WEB: [www.weedtech.com](http://www.weedtech.com)

## SM2315 SERVO CONTROL

Animatics Corp. releases their latest product, the SM2315. Like other SmartMotors, the SM2315 is a controller, amplifier, and encoder built into a true brushless DC servo motor. But what sets it apart from the others is the cost, \$499.00 each.

At the heart of the SM2315 is the Animatics motion control chip, a single micro-controller that handles all processing functions of the SmartMotor, including the PID loop, the trajectory generator, the user program execution, I/O control, and all communications over as many as three high-speed serial channels simultaneously.

A machine-wound stator and molded, high-energy magnet add to the savings as does a completely die-cast aluminum housing assembly.

The SM2315 was designed for high-volume applications and is



already being manufactured in the thousands.

The SM2315 does nearly everything its predecessors do. The motor can be programmed to stand-alone or operate as part of an RS-232 or RS-485 network.

For more information, contact:

**ANIMATICS CORP.**  
3050 TASMAN DR., DEPT. NV  
SANTA CLARA, CA 95054  
408-748-8721 FAX: 408-748-8725  
EMAIL: [response@animatics.com](mailto:response@animatics.com)  
WEB: [www.animatics.com](http://www.animatics.com)

**Showcase your  
New Products here!**  
Send all press  
releases or  
information/photos  
to: .....

**Nuts & Volts  
Magazine  
New Product News**  
430 Princland Court,  
Corona, CA 92879  
or E-Mail to  
[newproducts@nutsvolts.com](mailto:newproducts@nutsvolts.com)

## WAVEMAKR™

TDL® Technology, Inc., announces their WAVE-MAKR™ software written to create EEPROM programming files for the Model 109 pseudo-random noise and arbitrary waveform generator.

The current version (1.20) produces 12 different waveforms including sinewave with random noise, two tone, tensine, frequency sweep, and triangle.

The program generates an ASCII-Hex file for programming the EEPROM over an RS-232 link.

It also asks if you want to generate a text file which can be imported into a spreadsheet, graphing program, or edited with any ASCII file editor (and then converted to ASCII-Hex with our ASC2AHEX program).

The current version is an MS-DOS program which will also run in a DOS window in Windows 95 and 98. Just add a device=ansi.sys line to your config.sys file to get the screens to appear properly.

A Visual Basic version is being written.

The MS-DOS version is included at no charge with each Model 109. The latest version may also be freely downloaded from our web site. For more information, contact:

**TDL TECHNOLOGY, INC.**  
5260 COCHISE TRAIL, DEPT. NV  
LAS CRUCES, NM 88012-9736  
505-382-3173 FAX: 505-382-8810  
WEB: <http://www.zianet.com/tld>

## SMARTMOTOR™ WITH MULTI-AXIS CONTOURING CAPABILITIES

Animatics has now added multi-axis contouring capability to its line of SmartMotors™. The SmartMotor is a single component that combines the technologies of servo motor, controller, amplifier, encoder, and PLC. This totally integrated servo motion control system delivers higher reliability, smaller foot print, and radically simplified field service. With this new contouring capability, an RS-485 network of SmartMotors can perform motion profiles as complex as multi-axis splines or as simple as circular and linear interpolation.



CAD and G-Code host interfaces can turn a laptop computer and three SmartMotors into a complete three-axis CNC control system on the back of the machine, without a NEMA cabinet.

Applications that benefit from this technology range from CNC milling and turning to laser cutting and water jet cutting to glue laying or engraving. It is appropriate for any application where circular interpolation and G-Code compatibility are needed, but also where the machine builder wants a simpler, less expensive solution that is easier to support.

All that is needed is a PC with an RS-232 port. Animatics supplies an RS-232 to RS-485 converter, resident to the mating connector to link the chain of SmartMotors. Because bulky PC expansion cards are not used, a simple laptop will complete a system.

For more information, contact:

**ANIMATICS CORP.**  
3050 TASMAN DR., DEPT. NV  
SANTA CLARA, CA 95054  
408-748-8721 FAX: 408-748-8725  
EMAIL: [response@animatics.com](mailto:response@animatics.com)  
WEB: [www.animatics.com](http://www.animatics.com)





# \*FREE!

CTRL - D  
to bookmark  
this site

[www.web-tronics.com](http://www.web-tronics.com)

- Easy to Navigate
- Includes a Search Engine That Really Works
- New Items Added Constantly

This Full-Sized Rugged Handheld 3 1/2 Digit Multimeter is **\*FREE** with any order placed on our web site that equals or exceeds \$30.00 in merchandise value ( Or, if you prefer, purchase just the meter for our regular low price of \$29.00 + s&h )



## Basic Features:

- \*Maximum Display: 1999 counts (3 1/2 digits) with automatic polarity indication
- \*Measuring Method: Dual-Slope integration A-D converter system
- \*Overrange Indication: "1" appears alone in the display
- \* All ranges fully protected
- \* High Surge Voltage Protection (1.5KV-3KV)
- \* Diode Testing with 1mA fixed current
- \* Audible Continuity Test
- \*Transistor Hfe Test
- \* DC Voltage Ranges: 200mV, 20V, 200V, 1000V
- \* AC Voltage Ranges: 200mV, 2V, 200V, 700V
- \* DC Current Ranges: 20uA, 2mA, 20mA, 200mA, 2A, 20A
- \* AC Current Ranges: 20uA, 200uA, 2mA, 20mA, 200mA, 10A
- \* Resistance Ranges: 200 ohm, 20K ohm, 200K ohm, 2M ohm, 20M ohm
- \* Ships with Rubber Holster, Test Leads & Instruction Booklet

Brand New!  
Not a Mini Sized  
Cheapie!

Don't Forget to  
Enter the **PROMO CODE**  
On Your Order!

Item # is: **CSI TECHMETER**

**RUBBER HOLSTER IS INCLUDED !**

Detailed Specifications on the CSI TECHMETER can be found on our web site under "Test Equipment"




The **Promo Code** for this offer is "**DMM FREE**". Simply type this code into the promo code field located on the on-line order form. Any order that does not include this promo code will not be eligible for the free DMM offer. See terms & conditions below

**Over 8 Thousand Items On Line! Great deals on all kinds of Test Equipment, Computer Systems & Computer Parts, PC Based Data Acquisition & Control Products, CompactPCI Computers, Industrial Computers, Motion Control, Electronic Kits, Educational Fiber Optics, Educational Laser Products & Chemicals for Electronics. Also, Printed Circuit Board Supplies, Power Supplies, Small CCD & CMOS Observation Cameras, DC to AC Inverters, Breadboard Supplies, Soldering & De-Soldering Equipment, Tools, Panel Meters, Cable Ties, Heat Shrink Tubing, Semiconductors (transistors, IC's, diodes etc.) Fans & all sorts of General Electronic Supplies**

\*Free DMM offer is subject to certain terms & conditions. One free DMM per customer. If qualifying order is returned for a refund, then free meter must also be returned or purchased at the regular price of \$29.00. Offer does not apply to orders placed previously or orders placed at any time that do not reference the special promotion code contained in this add. To Qualify for this promotion, your order MUST be placed on the internet. You MUST place the promo code "DMM FREE" in the PROMO CODE Field found on our on-line order form. The value of your order must equal or exceed \$30.00 to qualify. If the promo code is entered & the order does not meet the \$30.00 qualifying total, then we will ship the order without the free DMM. The value of the CSI TECHMETER does not apply toward this qualifying order value. For extended technical specifications & warranty statement on this product, please visit: [www.web-tronics.com](http://www.web-tronics.com) & view our DMM selection under TEST EQUIPMENT. Item number for this item is: CSI TECHMETER





# CLONE, TEST OR REPAIR ANY HARD DRIVE

"THE MOST COMPLETE HARD DRIVE WORKSTATION WE'VE SEEN!" BOB ROSENBLOOM, DIGITAL VIDEO, INC.

## DRIVE SERVICE STATION

Copy entire hard drives with ease. Drive duplicators are essential tools for dealers and system builders. Don't spend hours installing and formatting drives. Do it instantly with the Pro. Set up any SCSI or IDE drive with your original software. Connect blank drives to the Pro and press start. You'll copy entire drives faster and more accurately than is possible on any PC. With our combination IDE and SCSI model, you can even copy data between different interfaces. All models include both 2.5" and 3.5" interface adapters. The Pro also supports SCA and Wide SCSI drives.

Choose the Pro, and you'll also have an entire factory drive test and repair system for under \$1000. The Pro gives

**BUY MANUFACTURER DIRECT: \$995**

**408 330-5525**

you the ability to copy, reformat, repair, translate, and test any hard drive. Use the Pro to put any hard drive through its paces. A full factory final test and performance analysis is performed. Complete test and repair reports are sent to any standard printer.

The Pro will also reassign and eliminate drive defects. Here's how it works: First, a precise media analysis system scans the disk for errors. Defects are mapped out, and effectively "erased." The error correcting system then "trains" the drive to permanently avoid defective areas. Data is stored only on the safe

areas of the disk. Capacity is reduced by an insignificant amount, and the drive works flawlessly once again. Get the technology used by major repair shops and data recovery centers. The Pro repairs all disk defects caused by normal wear. Drives with mechanical damage may not be repairable.



## CORPORATE SYSTEMS CENTER


3310 WOODWARD AVE., SANTA CLARA, CA 95054  
WWW.DRIVEDUPLICATORS.COM

Call today for high volume multi-drive copiers and CD Duplicators  
Sold and intended for backup purposes only. Copyright laws must be observed.




OEM BASIC Stamps are...

# Breadboard Friendly!



**BASIC Stamp 1 OEM module \$45 (#27295)**


The original BS1 OEM module is available in a handy through-hole format. This module has a 3-pin header for your parallel port. The module plugs into a breadboard where it connects to +5 V, ground, and 8 I/O pins. The OEM Stamp 1 holds about 80 lines of code and executes 2,000 instructions per second.



**BASIC Stamp 2 OEM module \$59 (#27290)**


The very popular BS2 OEM module has a DB-9 serial connector built right onto the board. All parts are socketed for easy replacement. Our PBASIC interpreter runs in a PIC16C57 and executes 4,000 instructions per second. Holds about 500 lines of code. Useful commands for serial, DTME, and sound.

Order online at  
[www.parallaxinc.com](http://www.parallaxinc.com)  
or call Parallax sales  
toll-free (in the US)  
888/512-1024  
Monday-Friday  
7 a.m. - 5 p.m. PST



**BASIC Stamp 2e OEM module \$59 (#27293)**

The OEM BS2e module is the solution for customers who need additional RAM and EEPROM space from a OEM Stamp 2 without the higher speed (and associated power consumption) of an OEM BS2SX module. Executes 4,000 instructions per second and holds about 4,000 lines of PBASIC code. Our interpreter runs from a SX28AC/DP.



**BASIC Stamp 2sx OEM module \$59 (#27294)**

The OEM BS2sx is 2.5 times faster than the BS2e (left). Ideal solution for BS2 users who have needed additional program execution speed. Executes about 10,000 instructions per second and holds about 4,000 lines of PBASIC code.

# PARALLAX

BASIC Stamp and the Parallax logo are registered trademarks of Parallax, Inc.

Circle #154 on the Reader Service Card.

**NUTS & VOLTS MAGAZINE**  
430 PRINCELAND COURT  
CORONA, CA 92879-1300

