



Cat. No. 23-405

## 1-Hour AA & AAA Ni-Cd/Ni-MH Battery Charger

Your RadioShack 1-Hour Ni-Cd/Ni-MH Battery Charger can charge, at one time, two or four AA batteries, two or four AAA batteries, or one 9-volt battery.

Its features include:



**Charging Indicators** — light when batteries are charging.

**Automatic Power-Off** — senses when AA and AAA batteries are fully charged and automatically stops charging. A back-up timer provides extra protection against overcharging.

**Reverse Polarity Protection** — protects the charger and batteries against damage from incorrectly installed batteries.

**Overcurrent Protection** — keeps the current constant.

**Warning:** To prevent fire or shock hazard, do not expose this product to rain or moisture.

	<b>CAUTION</b> RISK OF ELECTRIC SHOCK. DO NOT OPEN.	
<b>CAUTION:</b> TO REDUCE THE RISK OF ELECTRIC SHOCK, DO NOT REMOVE COVER OR BACK. NO USER-SERVICEABLE PARTS INSIDE. REFER SERVICING TO QUALIFIED PERSONNEL.		



This symbol is intended to alert you to the presence of uninsulated dangerous voltage within the product's enclosure that might be of sufficient magnitude to constitute a risk of electric shock. Do not open the product's case.



This symbol is intended to inform you that important operating and maintenance instructions are included in the literature accompanying this product.

## SAVE THESE INSTRUCTIONS

This manual contains important safety and operating instructions for your fast charger.

Before using your battery charger, read all instructions and cautionary markings on the battery charger, the batteries to be charged, and the product that uses the batteries.



**Warnings:**

- To reduce the risk of injury, charge only rechargeable Ni-Cd or Ni-MH batteries with this charger. Other types of batteries might burst, causing personal injury or damage to your charger.
- Do not charge a battery that is damaged or leaking.

4. Set to to charge two batteries, or to charge four batteries.

**ILLUS**

**CHARGING BATTERIES**

**Notes:**

- The batteries must be fully discharged before charging.
- It is normal for batteries to become warm while charging.

5. To charge two AA or AAA batteries, place them both in the two left chambers. Match the polarity symbols (+ and -) on each battery to the polarity symbols inside each chamber. The 2 indicator lights. Close the cover. The 2 indicator turns off when the charger automatically turns off.

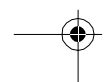
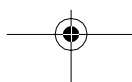
1. Plug the charger into a standard AC outlet.
2. Lift the tab on the right side of the charger cover and open the cover.
3. Set **Ni-Cd/Ni-MH** to the type of batteries you want to charge.

**ILLUS**

**ILLUS**

To charge four AA or AAA batteries, place them in the chambers. Match the polarity symbols (+ and -) on each battery to the polarity symbols inside each chamber. The 4 indicator lights. Close the cover. The 4 indicator turns off when the charger automatically turns off.

**Note:** You cannot charge AA and AAA batteries at the same time.



To charge a 9-volt battery, simply connect it to the battery terminal attachment. The 4 indicator lights. Close the cover. The charger can only charge one 9-volt battery at a time.

### ILLUS

**Caution:** The charger does not automatically turn off when charging a 9-volt battery. For a full charge of 9-volt batteries, remove high-capacity Ni-Cd batteries (such as RadioShack Cat. No. 23-299) after 7–8 hours, standard-capacity Ni-Cd batteries (such as Cat. No. 23-126) after 4 hours, and Ni-MH batteries (such as Cat. No. 23-526) after 5 hours. The low charge rate for 9-volt batteries prevents damage if one is left in the charger too long.

**Note:** If both indicators flash, at least one of the batteries you are trying to charge is bad (needs to be replaced).

6. After each charge, unplug the charger from the AC outlet and remove the batteries from the charger.

## CARE AND MAINTENANCE

Your RadioShack 1-Hour Ni-Cd/Ni-MH Battery Charger is an example of superior design and craftsmanship. The following suggestions will help you care for the charger so you can enjoy it for years.

- Keep the charger dry. If it gets wet, wipe it dry immediately. Liquids can contain minerals that corrode electronic circuits.
- Use and store the charger only in normal temperature environments. Temperature extremes can shorten the life of electronic devices and distort or melt plastic parts.
- Handle the charger gently and carefully. Dropping it can damage circuit boards and cases and can cause the charger to work improperly.
- Keep the charger away from dust and dirt, which can cause premature wear of parts.
- Wipe the charger with a damp cloth occasionally to keep it looking new. Do not use harsh chemicals, cleaning solvents, or strong detergents to clean your charger.

Modifying or tampering with the charger's internal components can cause a malfunction and invalidate your charger's warranty. If your charger is not performing as it should, take it to your local RadioShack store for assistance.

## SPECIFICATIONS

Charging Current at 120V AC ..... Ni-Cd AA: 900 mA  $\pm$ 10%  
 Ni-Cd AAA: 250 mA  $\pm$ 10%  
 Ni-MH AA: 900 mA  $\pm$ 10%  
 Ni-MH AAA: 375 mA  $\pm$ 10%  
 Ni-Cd/Ni-MH 9-volt battery: 23 mA  $\pm$ 10%

Back-Up Power-Off Timer ... 1.5 Hours for Ni-Cd batteries (Maximum 105 minutes)  
 2 Hours for Ni-MH batteries (Maximum 130 minutes)

Specifications are typical; individual units might vary. Specifications are subject to change and improvement without notice.

### Limited Ninety-Day Warranty

This product is warranted by RadioShack against manufacturing defects in material and workmanship under normal use for ninety (90) days from the date of purchase from RadioShack company-owned stores and authorized RadioShack franchisees and dealers. EXCEPT AS PROVIDED HEREIN, RadioShack MAKES NO EXPRESS WARRANTIES AND ANY IMPLIED WARRANTIES, INCLUDING THOSE OF MERCHANTABILITY AND FITNESS FOR A PARTICULAR PURPOSE, ARE LIMITED IN DURATION TO THE DURATION OF THE WRITTEN LIMITED WARRANTIES CONTAINED HEREIN. EXCEPT AS PROVIDED HEREIN, RadioShack SHALL HAVE NO LIABILITY OR RESPONSIBILITY TO CUSTOMER OR ANY OTHER PERSON OR ENTITY WITH RESPECT TO ANY LIABILITY, LOSS OR DAMAGE CAUSED DIRECTLY OR INDIRECTLY BY USE OR PERFORMANCE OF THE PRODUCT OR ARISING OUT OF ANY BREACH OF THIS WARRANTY, INCLUDING, BUT NOT LIMITED TO, ANY DAMAGES RESULTING FROM INCONVENIENCE, LOSS OF TIME, DATA, PROPERTY, REVENUE, OR PROFIT OR ANY INDIRECT, SPECIAL, INCIDENTAL, OR CONSEQUENTIAL DAMAGES, EVEN IF RadioShack HAS BEEN ADVISED OF THE POSSIBILITY OF SUCH DAMAGES.

Some states do not allow the limitations on how long an implied warranty lasts or the exclusion of incidental or consequential damages, so the above limitations or exclusions may not apply to you.

In the event of a product defect during the warranty period, take the product and the RadioShack sales receipt as proof of purchase date to any RadioShack store. RadioShack will, at its option, unless otherwise provided by law: (a) correct the defect by product repair without charge for parts and labor; (b) replace the product with one of the same or similar design; or (c) refund the purchase price. All replaced parts and products, and products on which a refund is made, become the property of RadioShack. New or reconditioned parts and products may be used in the performance of warranty service. Repaired or replaced parts and products are warranted for the remainder of the original warranty period. You will be charged for repair or replacement of the product made after the expiration of the warranty period.

This warranty does not cover: (a) damage or failure caused by or attributable to acts of God, abuse, accident, misuse, improper or abnormal usage, failure to follow instructions, improper installation or maintenance, alteration, lightning or other incidence of excess voltage or current; (b) any repairs other than those provided by a RadioShack Authorized Service Facility; (c) consumables such as fuses or batteries; (d) cosmetic damage; (e) transportation, shipping or insurance costs; or (f) costs of product removal, installation, set-up service adjustment or reinstallation.

This warranty gives you specific legal rights, and you may also have other rights which vary from state to state.  
 RadioShack Customer Relations, Dept. W, 100 Throckmorton St., Suite 600, Fort Worth, TX 76102

*We Service What We Sell*

3/97

**RadioShack**  
**A Division of Tandy Corporation**  
**Fort Worth, Texas 76102**