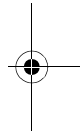
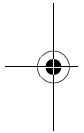


Cat. No. 17-6025  
**OWNER'S MANUAL**

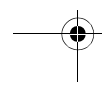
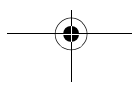
Please read before using this equipment.

# Desktop Charger

**for 4-Watt Wireless Paging System  
(Cat. No. 17-6023)  
and Tone/Vibration Paging Receiver  
(Cat. No. 17-6024)**



**RadioShack®**



Your RadioShack 17-6025 Desktop Charger is specially designed for use with the 4-Watt Wireless Paging System (Cat. No. 17-6023) and Tone/Vibration Paging Receiver (Cat. No. 17-6024). You can charge rechargeable batteries (sold separately) without removing them from the receiver by placing the receiver in one of the charger's slots. The batteries recharge fully in about 14 hours.

Your charger includes these features:

**Ni-Cd/Ni-MH Battery Charging Switch** — lets you charge either Ni-Cd or Ni-MH batteries.

**6 Charging Slots** — let you charge up to six receivers at the same time.

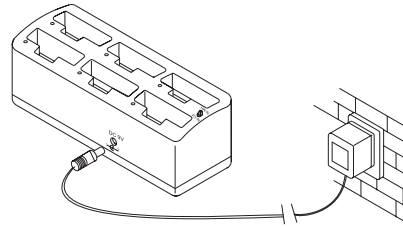
**Automatic Charging** — detects the pager and automatically begins charging when you place the pager in the slot.

**Overnight Charging Timer** — automatically stops charging after 14–16 hours.

**Charging Indicator** — lights red while charging is in progress and green when charging is complete.

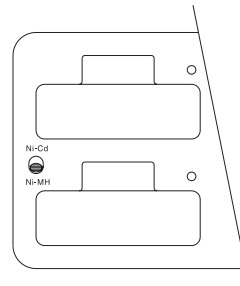
## CONNECTING POWER

Plug one end of the power cord into the **9V DC** jack on the back of the charger. Plug the power adapter into a standard AC outlet.



## SELECTING THE BATTERY TYPE

Before charging batteries, you must select the type of battery to be charged. Slide the **Ni-Cd/Ni-MH** switch on the charger to **Ni-Cd** for nickel-cadmium batteries, or **Ni-MH** for nickel-metal hydride batteries.



### Note:

- Do not mix different types of batteries or rechargeable batteries of different capacities in the charger.
- Do not charge Ni-Cd batteries with **Ni-Cd/Ni-MH** set to **Ni-MH**. Doing so could damage the batteries and the pager.

© 1999 Tandy Corporation.  
All Rights Reserved.

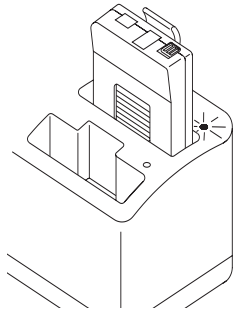
RadioShack is a registered trademark used by Tandy Corporation.

## RECHARGING BATTERIES

Your charger is specially designed for use with the RadioShack Paging Receiver (sold separately as Cat. No. 17-6024). When the pager's batteries are low and you press **ON/OFF**, **b** appears on the pager's display, and the pager beeps every 15 seconds.

Follow these steps to recharge batteries:

1. Slide the **ALKALINE/RECHARGEABLE** switch inside the pager's battery compartment to **RECHARGEABLE**.
2. Place the pager (with Ni-Cd or Ni-MH batteries installed) in one of the charger's slots. The charging indicator lights green, then red.



3. Charge the batteries for 14–16 hours. The charging indicator lights green when charging is completed.

### Notes:

- Charge a pager only when its batteries are low.

- Do not remove and insert the pager into the slot during charging. Doing so could damage the batteries and the pager.

## CARE

To enjoy your Desktop Charger for a long time:

- Keep the charger dry. If it gets wet, wipe it dry immediately.
- Use and store the charger only in normal temperature environments.
- Handle the charger gently and carefully. Don't drop it.
- Keep the charger away from dust and dirt.
- Wipe the charger with a damp cloth occasionally to keep it looking new.

Modifying or tampering with the charger's internal components can cause a malfunction and invalidate its warranty. If your charger is not performing as it should, take it to your local RadioShack store for assistance.

# SPECIFICATIONS

Operating Voltage .....	8–11 volt
Current Drain	
Standby .....	145 max. mA
Operating .....	600 max. mA
Charging current	
Ni-Cd .....	18–32 mA
Ni-MH .....	46–64 mA
Charging Time .....	14–16 hours
Dimension (HWD) .....	2 <sup>7</sup> / <sub>16</sub> × 3 <sup>1</sup> / <sub>4</sub> × 8 inches (61.5 × 82 × 203 mm)
Weight (w/adapter) .....	31.8 oz (900g)

Specifications are typical, individual units might vary. Specifications are subject to change and improvement without notice.

### Limited Ninety-Day Warranty

This product is warranted by RadioShack against manufacturing defects in material and workmanship under normal use for ninety (90) days from the date of purchase from RadioShack company-owned stores and authorized RadioShack franchisees and dealers. EXCEPT AS PROVIDED HEREIN, RadioShack MAKES NO EXPRESS WARRANTIES AND ANY IMPLIED WARRANTIES, INCLUDING THOSE OF MERCHANTABILITY AND FITNESS FOR A PARTICULAR PURPOSE, ARE LIMITED IN DURATION TO THE DURATION OF THE WRITTEN LIMITED WARRANTIES CONTAINED HEREIN. EXCEPT AS PROVIDED HEREIN, RadioShack SHALL HAVE NO LIABILITY OR RESPONSIBILITY TO CUSTOMER OR ANY OTHER PERSON OR ENTITY WITH RESPECT TO ANY LIABILITY, LOSS OR DAMAGE CAUSED DIRECTLY OR INDIRECTLY BY USE OR PERFORMANCE OF THE PRODUCT OR ARISING OUT OF ANY BREACH OF THIS WARRANTY, INCLUDING, BUT NOT LIMITED TO, ANY DAMAGES RESULTING FROM INCONVENIENCE, LOSS OF TIME, DATA, PROPERTY, REVENUE, OR PROFIT OR ANY INDIRECT, SPECIAL, INCIDENTAL, OR CONSEQUENTIAL DAMAGES, EVEN IF RadioShack HAS BEEN ADVISED OF THE POSSIBILITY OF SUCH DAMAGES.

Some states do not allow the limitations on how long an implied warranty lasts or the exclusion of incidental or consequential damages, so the above limitations or exclusions may not apply to you.

In the event of a product defect during the warranty period, take the product and the RadioShack sales receipt as proof of purchase date to any RadioShack store. RadioShack will, at its option, unless otherwise provided by law: (a) correct the defect by product repair without charge for parts and labor; (b) replace the product with one of the same or similar design; or (c) refund the purchase price. All replaced parts and products, and products on which a refund is made, become the property of RadioShack. New or reconditioned parts and products may be used in the performance of warranty service. Repaired or replaced parts and products are warranted for the remainder of the original warranty period. You will be charged for repair or replacement of the product made after the expiration of the warranty period.

This warranty does not cover: (a) damage or failure caused by or attributable to acts of God, abuse, accident, misuse, improper or abnormal usage, failure to follow instructions, improper installation or maintenance, alteration, lightning or other incidence of excess voltage or current; (b) any repairs other than those provided by a RadioShack Authorized Service Facility; (c) consumables such as fuses or batteries; (d) cosmetic damage; (e) transportation, shipping or insurance costs; or (f) costs of product removal, installation, set-up service adjustment or reinstallation.

This warranty gives you specific legal rights, and you may also have other rights which vary from state to state.

RadioShack Customer Relations, 200 Taylor Street, 6th Floor, Fort Worth, TX 76102

*We Service What We Sell*

04/99

**RadioShack**  
A Division of Tandy Corporation  
Fort Worth, Texas 76102

08A99

Printed in Hong Kong