

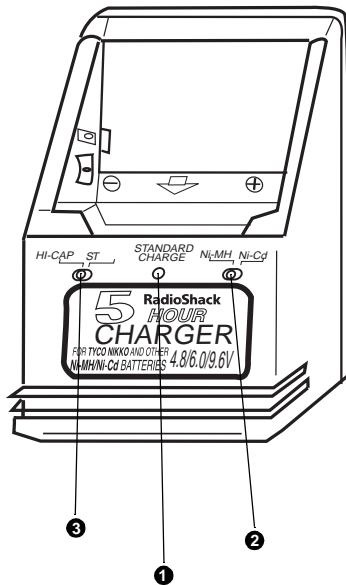


Cat. No. 23-327

RC Pack Charger

Your RadioShack RC Pack Charger can fully charge Ni-Cd and Ni-MH (nickel-cadmium and nickel-metal hydride) 4.8V, 6V, or 9.6V radio-controlled car cartridge battery packs in 5 to 8 hours, depending on the type and capacity of the battery.

FEATURES



1 Charging Indicator — lights when a battery pack is charging.

2 Ni-MH/Ni-Cd Switch — lets you set the type of the battery you are charging.

3 Hi-Capacity/Standard Switch — lets you set the capacity of the battery you are charging.

Additional features include:



Reverse Polarity Protection — protects the charger against damage from incorrect installation.

Overcurrent Protection — maintains constant charging current during the charge cycle.

Short Circuit Protection — protects the charger if you attempt to charge shorted batteries.

Direct Plug-In — lets you directly connect the charger to AC power.

WARNING: To reduce the risk of fire or shock hazard, do not expose this product to rain or moisture.

	CAUTION RISK OF ELECTRIC SHOCK. DO NOT OPEN.	
CAUTION: TO REDUCE THE RISK OF ELECTRIC SHOCK, DO NOT REMOVE COVER OR BACK. NO USER-SERVICEABLE PARTS INSIDE. REFER SERVICING TO QUALIFIED PERSONNEL.		



This symbol is intended to alert you to the presence of uninsulated dangerous voltage within the product's enclosure that might be of sufficient magnitude to constitute a risk of electric shock. Do not open the product's case.



This symbol is intended to inform you that important operating and maintenance instructions are included in the literature accompanying this product.

Warnings:

- Before using this battery charger, please read the instructions and cautions on the battery charger.
- To reduce the risk of injury, charge only the specified battery type. Other types of batteries might burst, causing personal injury or damage to your charger.
- An extension cord should not be used. Its use might result in fire or electric shock. Connect the charger directly to a standard AC power outlet.
- Do not recharge a battery pack that is damaged or leaking. Take it to a qualified service technician.
- To reduce the risk of electric shock, unplug the charger from the outlet before attempting any maintenance or cleaning.
- Be sure to have the proper outlet installed by a qualified electrician. Improper connection can result in an electric shock. The charger should never be used as the DC power source for any electrical equipment.

- Periodically examine the charger for conditions that might result in a risk of fire, electric shock, or injury to yourself, children, or others. If you observe any breaks in the housing or other conditions that appear different than when you first purchased the charger, do not use it until it is properly repaired by a qualified service technician.

Cautions:

- After use, a battery pack will be hot. Wait at least 20 minutes until the battery pack cools down before recharging it. Charging a warm or hot battery pack greatly reduces the number of times the battery pack can be recharged.
- If the battery pack is wet, thoroughly dry it before charging. Do not charge the battery if the pack shows signs of leakage or corrosion.

USING THE CHARGER

Follow these steps to use the charger for the first and each subsequent charge.

1. Align the arrow on the battery pack with the arrow on the battery charger.
2. Press and slide the battery pack in the direction of the aligned

arrows until the battery pack clicks.

3. Set **Ni-MH/Ni-Cd** to the appropriate setting.
4. Set **HI-CAP/ST** to the appropriate setting according to the chart.

Battery Capacity Range	Battery Type	Switch Selection
600-800 mAh	Ni-Cd	ST
801-1000 mAh	Ni-Cd	HI-CAP
1001-1300 mAh	Ni-MH	ST
1301-1500 mAh	Ni-MH	HI-CAP

5. Plug the charger into a standard AC outlet. The charging indicator lights.

The charger takes about 5 hours to charge Ni-Cd battery packs, and 8 hours for Ni-MH battery packs.

Notes:

- If the charging indicator does not light, unplug the charger and check to see that the battery is properly installed.
 - The battery pack gets hot during charging. This is normal.
6. The red charging indicator turns off when the charging cycle ends.
 7. Remove the battery pack by lifting it out of the charger.

CARE AND MAINTENANCE

Your RadioShack RC Pack Charger is an example of superior design and craftsmanship. The following suggestions will help you care for your charger so you can enjoy it for years.



Keep the charger dry. If it gets wet, wipe it dry immediately. Liquids might contain minerals that can corrode the electronic circuits.



Use and store the charger only in normal temperature environments. Temperature extremes can shorten the life of electronic devices, and distort or melt plastic parts.



Keep the charger away from dust and dirt, which can cause premature wear of parts.



Handle the charger gently and carefully. Dropping it can damage circuit boards and cases and can cause the charger to work improperly.



Wipe the charger with a damp cloth occasionally to keep it looking new. Do not use harsh chemicals, cleaning solvents, or strong detergents to clean the charger.

Modifying or tampering with the charger's internal components can cause a malfunction and might invalidate its warranty. If your charger is not performing as it should, take it to your local RadioShack store for assistance.

SPECIFICATIONS

Power:

Input	120V AC, 60 Hz
Output	11.6V DC, 250 mA, 10W
Dimensions (HWD)	4 ⁵ / ₁₆ × 2 ³ / ₄ × 2 ¹ / ₈ Inches (110 × 70 × 53 mm)

Charging Current at 120V:

Ni-Cd, Low Cap. 600–800 mAh	DC 200 mA ± 25%
Ni-Cd, High Cap. 801–1000 mAh	DC 250 mA ± 25%
Ni-MH, Low Cap. 1001–1300 mAh	DC 220 mA ± 25%
Ni-MH, High Cap. 1301–1500 mAh	DC 250 mA ± 25%
Safety Timer	5.5–6 Hours for Ni-Cd 8.4–9 Hours for Ni-MH
Safety Standard	ETL/CETL
Operating Temperature	32°–113°F (0°– 45°C)
Weight	8.1 oz (230 g)

Specifications are typical; individual units might vary. Specifications are subject to change and improvement without notice.

Limited Ninety-Day Warranty

This product is warranted by RadioShack against manufacturing defects in material and workmanship under normal use for ninety (90) days from the date of purchase from RadioShack company-owned stores and authorized RadioShack franchisees and dealers. EXCEPT AS PROVIDED HEREIN, RadioShack MAKES NO EXPRESS WARRANTIES AND ANY IMPLIED WARRANTIES, INCLUDING THOSE OF MERCHANTABILITY AND FITNESS FOR A PARTICULAR PURPOSE, ARE LIMITED IN DURATION TO THE DURATION OF THE WRITTEN LIMITED WARRANTIES CONTAINED HEREIN. EXCEPT AS PROVIDED HEREIN, RadioShack SHALL HAVE NO LIABILITY OR RESPONSIBILITY TO CUSTOMER OR ANY OTHER PERSON OR ENTITY WITH RESPECT TO ANY LIABILITY, LOSS OR DAMAGE CAUSED DIRECTLY OR INDIRECTLY BY USE OR PERFORMANCE OF THE PRODUCT OR ARISING OUT OF ANY BREACH OF THIS WARRANTY, INCLUDING, BUT NOT LIMITED TO, ANY DAMAGES RESULTING FROM INCONVENIENCE, LOSS OF TIME, DATA, PROPERTY, REVENUE, OR PROFIT OR ANY INDIRECT, SPECIAL, INCIDENTAL, OR CONSEQUENTIAL DAMAGES, EVEN IF RadioShack HAS BEEN ADVISED OF THE POSSIBILITY OF SUCH DAMAGES.

Some states do not allow the limitations on how long an implied warranty lasts or the exclusion of incidental or consequential damages, so the above limitations or exclusions may not apply to you.

In the event of a product defect during the warranty period, take the product and the RadioShack sales receipt as proof of purchase date to any RadioShack store. RadioShack will, at its option, unless otherwise provided by law: (a) correct the defect by product repair without charge for parts and labor; (b) replace the product with one of the same or similar design; or (c) refund the purchase price. All replaced parts and products, and products on which a refund is made, become the property of RadioShack. New or reconditioned parts and products may be used in the performance of warranty service. Repaired or replaced parts and products are warranted for the remainder of the original warranty period. You will be charged for repair or replacement of the product made after the expiration of the warranty period.

This warranty does not cover: (a) damage or failure caused by or attributable to acts of God, abuse, accident, misuse, improper or abnormal usage, failure to follow instructions, improper installation or maintenance, alteration, lightning or other incidence of excess voltage or current; (b) any repairs other than those provided by a RadioShack Authorized Service Facility; (c) consumables such as fuses or batteries; (d) cosmetic damage; (e) transportation, shipping or insurance costs; or (f) costs of product removal, installation, set-up service adjustment or reinstallation.

This warranty gives you specific legal rights, and you may also have other rights which vary from state to state.

RadioShack Customer Relations, 200 Taylor Street, 6th Floor, Fort Worth, TX 76102

We Service What We Sell

04/99

07A99

09042116924
Printed in Hong Kong